




सत्यमेव जयते

<https://eprocure.gov.in>

CPPP

NEWSLETTER

August 2019



Cumulative information of GePNIC over the years :

# Tenders 49 Lakh	# Value of Tenders ₹ 68.83 Lakh Crores	# Bidders 3.5 Lakh	# Dept Users 2.8 Lakh
-------------------------	---	--------------------------	-----------------------------

Guidelines regarding Negotiation

(Please refer GFR 2017, Rule 173)

“Negotiation with bidders after bid opening must be severely discouraged. However, in exceptional circumstances where price Negotiation against an ad-hoc procurement is necessary due to some unavoidable circumstances, the same may be resorted to only with the lowest evaluated responsive bidder”

Central Public Procurement Portal (CPPP) of Government of India is operational since 2012. It hosts the Government eProcurement System (GePNIC) developed by National Informatics Centre in close coordination with Department of Expenditure, Ministry of Finance. CPPP provides a single point access to all the tendering information on various procurements made across the country.

It facilitates :

- **ePublishing** – Publishing of tender enquiries, corrigendum & award of contract details.
- **XML** – Facilitates publishing of tender comprehensive information of other eProcurement system
- **eProcurement** facilitated through – GePNIC© implemented in 500+ Central Government Ministries/ Departments and Public Sector Units, it is also being rolled out across India in 28 State Government /UTs.

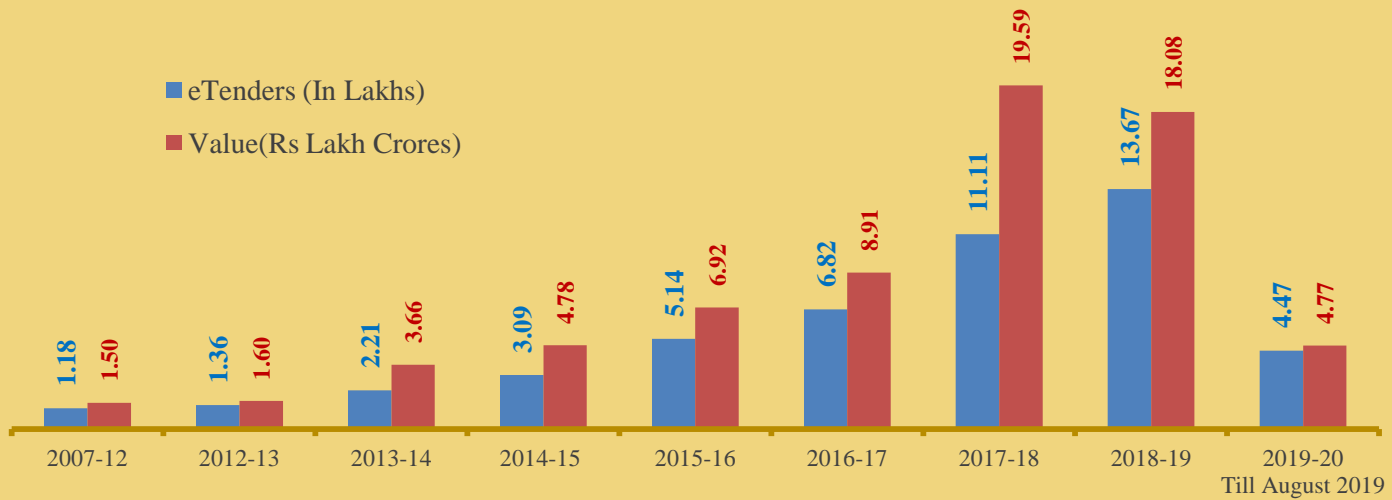
Centralized 24 X 7 Telephonic Help Desk & eMail Support

0120-4200462 / 0120-4001002 / +91 8826246593
support-eproc@nic.in, cppp-nic@nic.in

Procurement Policy Division,
Department of Expenditure,
Ministry of Finance,
North Block New Delhi

cppp-doe@nic.in

GePNIC Performance over the years



Joined this month :-

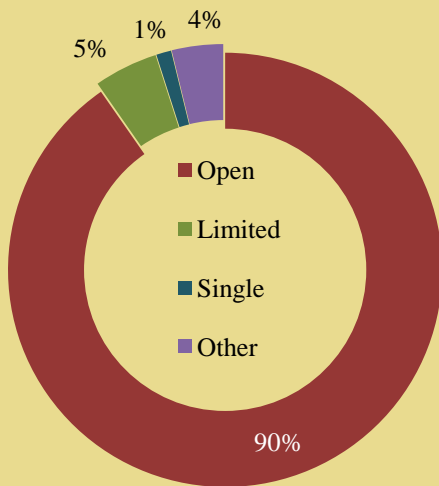
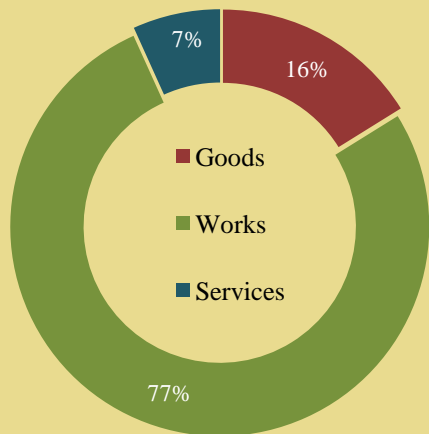
- Central Water Commission - World Bank Tenders - Ministry of Jal Shakti
- Andhra Pradesh Food Processing Society-WB Tenders - Govt of Andhra Pradesh
- India Infrastructure Finance Company Limited - Ministry of Finance
- Legislative Department - Ministry of Law and Justice
- Bharat Sanchar Nigam Limited (Govt of India Enterprise) - Ministry of Communications
- Bharat Broadband Network Limited - Ministry of Communications
- National Rural Infrastructure Development Agency - MDB Tenders - Ministry of Rural Development
- Lalit Kala Akademi - Ministry of Culture



Highlight of the Month

Imparted session on “New Features of e-procurement - Make in India, Procurement from MSE, Two Stage Bidding, NDA, Forward Auction (Tender cum Auction) ” at CSIR - Structural Engineering Research Centre, Chennai and CSIR- Central Drug Research Institute, Lucknow - Ministry of Science and Technology.

Over all Statistics Category wise and Tender type wise



Glimpse of Major Workshop During this Month

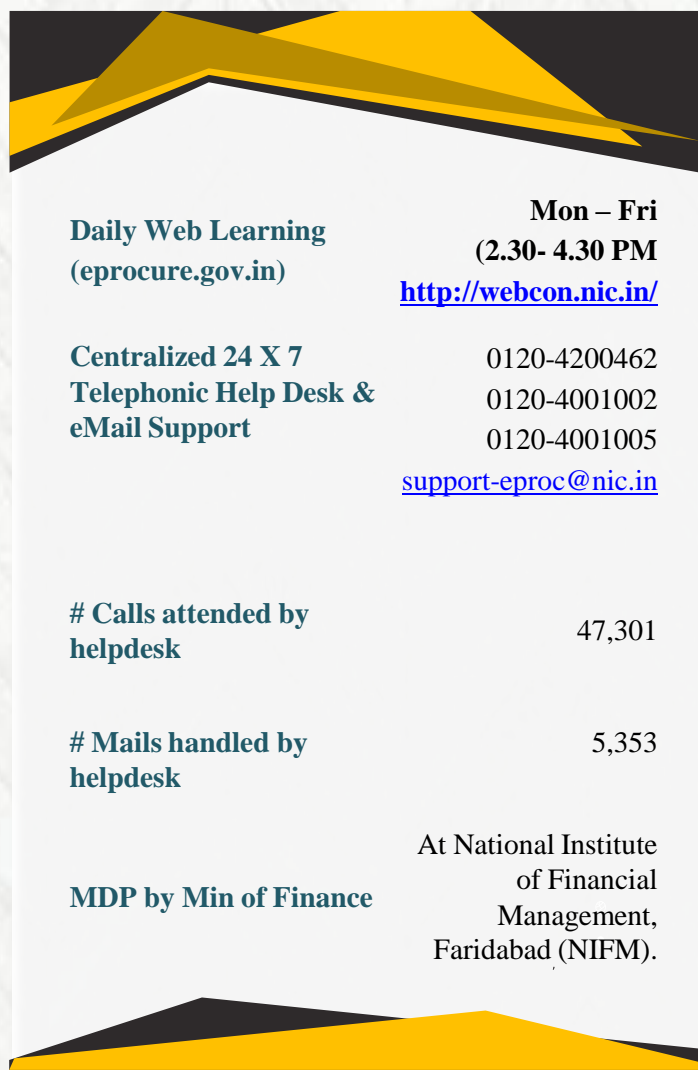
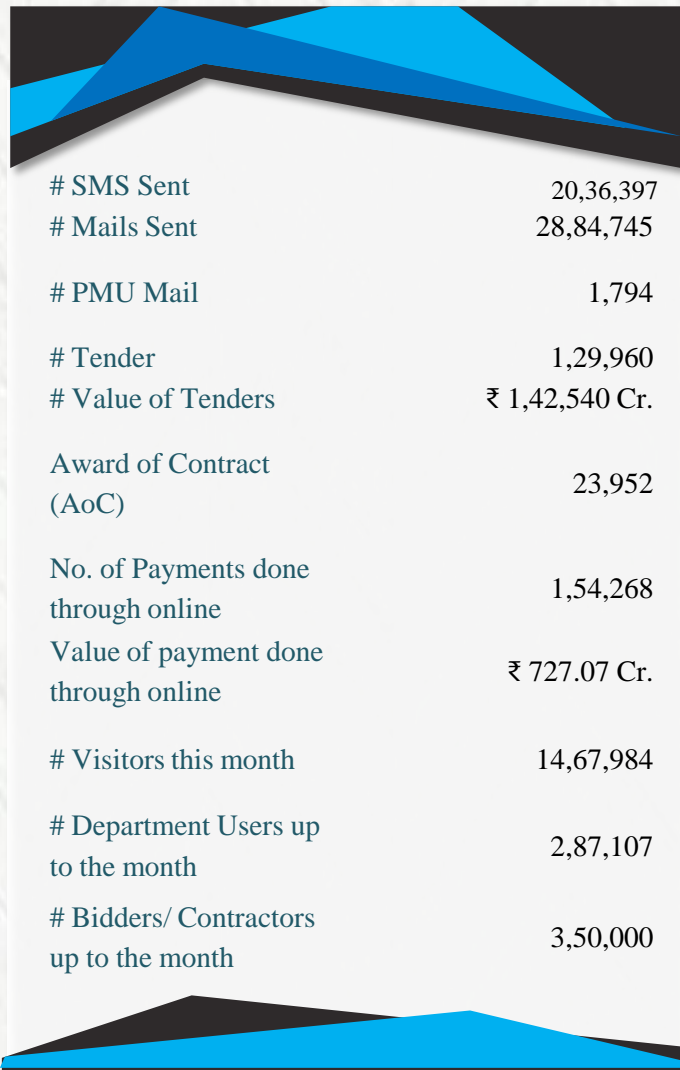
- Two days training at Central Water Commission (New Delhi, Pune, Lucknow and Guwahati) - Ministry of Jal Shakti, Bharat Sanchar Nigam Limited (Govt of India Enterprise) - Ministry of Communications, AAI Cargo Logistics and Allied Services Company Limited - Ministry of Civil Aviation
- One day training at National Rural Infrastructure Development Agency - Ministry of Rural Development, Indian Council of Medical Research - Ministry of Health and Family Welfare, Indian Institute of Astrophysics - Ministry of Science and Technology, Food Corporation of India - Ministry of Consumer Affairs, Food and Public Distribution.
- Half day training on Public Procurement (Advanced) -e -Reverse Auction at National Institute of Financial Management, Faridabad,
- As part of MDP, "Training on Public Procurement" organised by DoE, Min of Finance at National Institute of Financial Management, Faridabad, Three training's were conducted during the month of August 2019.

“ To publish World Bank/ADB funded tender, a separate Organisation structure to be created as per their guidelines with properties below:

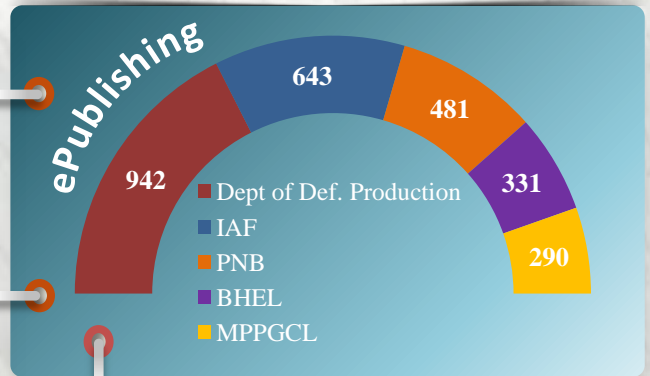
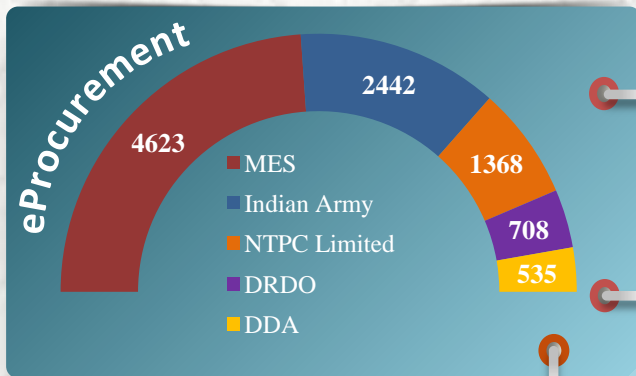
1. Disable the Visibility of Documents submitted by Bidder to participating Bidders.
2. Multi Currency option
3. Zero days gap between Bid submission End & Bid Opening Date and Time.

For creation of same, concerned organisation may contact cppp-nic@nic.in “





Top five eProcurement, ePublishing and XML entities for this month



28 States / UT's

500+ Central Govt. Entities

MAJOR USERS

AAICLAS, Hindustan Copper Limited, Talcher Fertilizers Limited, Telecommunications Consultants India Limited. Damodar Valley Corporation, Ircn International, DDA, RCFL, BSNL, NTPC Limited, AAI, NHPC Limited, EIL, NALCO, Numaligarh Refinery, NHAI, FACL, REIL, THDC, DMRC, NHDC Ltd. HSCL, MTNL, Chennai Port Trust, Mumbai Port Trust, STC, NHIDC, BCPL, ALIMCO, Bridge and Roof, ITDC, POSOCO, PDIL, IOCL, CMRL, GSL, HSL, MIDHANI, BEL, Vizag Port Trust.

ICMR, CWC, Labour Bureau, National Pension System Trust, EPFO, ESIC, AIIMS - New Delhi, Jodhpur, Raipur, Nagpur, Rishikesh, IIT- Delhi, Indore, Kanpur, Mandi, BHU Varanasi, Ropar IIM – Ahmedabad, Indore, Lucknow, IISER – Kolkata, Mohali, Pune, NIT - Calicut, Durgapur, Hamirpur, IWAI, National Council of Science Museums, JNU, JNPT, Film and Television Institute of India, IEST Shibpur, VMMC and Safdarjung Hospital, Jamia Millia Islamia, National Institute of Ocean Technology, IGNOU, MES, FCI, DRDO, Department of Posts, ASI, Assam Rifles, BRO, BSF, Dir. Gen. Defence Estates(HQ), DARE, Indian Army, Indian Air Force, Indian Navy, ITBP, CISF, NDRF, Delhi Police, Indian Coast Guard, NSG, SSB, Ministry of Road Transport and Highways, CRPF, Department of Revenue, IDS, DeitY, Ministry of Shipping, GSI, Development Commissioner(MSME) Directorate General Health Services - MHFW, Madras Fertilizers, ITPO, DMS.

NIC eProcurement (GePNIC) Tender Statistics for the Month of August - 2019

Sl. No.	State/Organization	Current Financial Year - 2019-20						Financial Year 2007-08 onwards to 2018-19		Cumulative Tenders		Bid Awards 2019-20 Up to the Month	
		During the Month (August 2019)		Previous Month (July 2019)		Up to the month 2019		No.	Value (Rs. in crores)	No.	Value (Rs. in crores)	No.	Contract Value (Rs. in crores)
		No.	Value (Rs. in crores)	No.	Value (Rs. in crores)	No.	Value (Rs. in crores)						
1	Central Public Procurement Portal	18621	36085.29	19530	52347.31	84475	160264.73	731115	2705944.20	815590	2866208.93	18073	679374.27
STATES													
1	Maharashtra	29997	29252.38	23851	9400.13	81322	51402.70	729033	422092.06	810355	473494.76	32999	16362.11
2	Kerala	11433	3456.70	8045	2215.69	29568	11147.13	352356	129017.51	381924	140164.63	13534	7500.96
3	Haryana	10984	6920.68	8295	5005.34	26175	17153.97	107296	47386.67	133471	64540.64	786	319.79
4	Uttar Pradesh	10951	9990.16	12759	8607.32	49362	44177.56	466455	663428.37	515817	707605.94	5367	1690.19
5	Rajasthan	9793	6415.48	6063	4370.21	26137	24489.95	241351	518459.28	267488	542949.23	517	1425.52
6	West Bengal	8664	3205.21	9067	2737.10	28283	13522.75	387125	233478.46	415408	247001.21	12090	8898.36
7	Madhya Pradesh	6496	17936.15	7762	4154.50	23549	44016.27	27946	36267.76	51495	80284.03	6688	5079.95
8	Punjab	2884	1126.38	3125	951.78	10952	3286.72	53032	42775.12	63984	46061.83	4580	1829.63
9	Tamil Nadu	2809	3366.73	3156	1283.65	10715	9745.35	142607	103263.70	153322	113009.05	774	499.00
10	NCT of Delhi	2499	1503.23	2731	1982.26	9833	5652.68	205908	91108.31	215741	96760.99	187	45.47
11	Jammu & Kashmir	2286	581.25	4221	1866.18	15299	5476.24	126712	74265.59	142011	79741.84	90	22.58
12	Jharkhand	1344	3889.66	1146	2301.25	5096	14931.12	45336	229151.07	50432	244082.19	167	4533.81
13	Odisha	1318	847.06	1460	1034.29	4693	3595.97	278567	242675.91	283260	246271.89	4287	3200.98
14	Himachal Pradesh	828	864.37	1000	707.87	3476	2559.02	38266	21146.13	41742	23705.15	3579	2156.97
15	Uttarakhand	710	985.46	687	1172.78	2673	3407.79	19592	51169.47	22265	54577.26	232	871.40
16	Chandigarh UT	605	846.84	893	94.80	2600	1417.29	58725	14040.61	61325	15457.90	30	1.61
17	Tripura	460	403.15	104	208.75	1267	1256.65	3666	6144.12	4933	7400.77	659	508.17
18	Assam	279	1390.10	393	1589.14	1379	4632.12	18870	47734.39	20249	52366.51	237	291.41
19	Puducherry	89	15.74	87	59.86	270	126.96	4545	2202.77	4815	2329.74	84	42.09
20	Daman and Diu	58	171.94	54	21.91	190	238.90	287	650.36	477	889.26	35	7.02
21	Dadra and Nagar Haveli	42	90.25	91	66.92	237	293.63	3848	5876.04	4085	6169.68	71	47.85
22	Lakshadweep	14	4.57	32	24.09	91	44.90	665	205.31	756	250.20	0	0.00
23	Manipur	12	192.46	6	264.16	28	509.05	744	10765.22	772	11274.27	5	8.73
24	Arunachal Pradesh	6	30.34	12	176.11	23	263.98	166	2990.35	189	3254.33	3	74.99
25	Nagaland	6	0.00	7	11.75	16	11.75	141	629.31	157	641.07	5	7.63
26	Meghalaya	5	56.63	4	46.61	59	252.15	409	4118.40	468	4370.55	4	6.96
27	Sikkim	2	52.17	5	17.75	11	82.40	389	2892.22	400	2974.62	5	69.76
28	Mizoram	0	0.00	8	9.83	10	9.88	180	1046.44	190	1056.33	0	0.00
	Total	104574	93595.10	95064	50382.03	333314	263704.87	3314217	3004980.98	3647531	3268685.85	87015	55502.94
OTHERS													
1	Coal India Limited	2605	4235.05	3012	10334.80	13290	24051.41	152563	178612.42	165853	202663.83	8856	13559.25
2	Indian Oil Corp Ltd	1852	2388.97	2006	2378.50	9163	12913.33	99135	153217.60	108298	166130.93	5460	24676.00
3	PMGSY	1818	6201.01	1504	4894.24	4684	14798.53	136163	358503.38	140847	373301.91	700	3668.53
4	Defence PSU - Goa Shipyard Limited, Hindustan Shipyard Limited, Mishra Dhatu Nigam Limited, Mazagon Dock Limited, Bharat Electronics Limited, Garden Reach Ship Builders and Engineers Limited.	363	34.62	371	30.68	1855	1011.94	12951	5466.83	14806	6478.76	56	302.69
5	Chennai Petroleum Corp Ltd	127	0.00	134	0.00	664	0.00	5939	13.93	6603	13.93	41	49.22
TOTAL		129960	142540.05	121621	120367.56	447445	476744.80	4452083	6406739.33	4899528	6883484.13	120201	777132.91