




सत्यमेव जयते

<https://eprocure.gov.in>

# CPPP

# NEWSLETTER

November  
2019



*Cumulative information of GePNIC over the years :*

# Tenders <b>52 Lakh</b>	# Value of Tenders <b>₹ 73.74 Lakh Crores</b>	# Bidders <b>4 Lakh</b>	# Dept Users <b>3.06 Lakh</b>
-----------------------------	--	----------------------------	----------------------------------

## Guidelines regarding Disposal through Advertised Tender

(Please refer GFR 2017, Rule 219)

*The broad steps to be adopted for this purpose are as follows*

- Preparation of bidding documents.*
- Invitation of tender for the surplus goods to be sold.*
- Opening of bids.*
- Analysis and evaluation of bids received.*
- Selection of highest responsive bidder.*
- Collection of sale value from the selected bidder.*
- Issue of sale release order to the selected bidder.*
- Release of the sold surplus goods to the selected bidder.*
- Return of bid security to the unsuccessful bidders.*

**Central Public Procurement Portal (CPPP)** of Government of India is operational since 2012. It hosts the Government eProcurement System (GePNIC) developed by National Informatics Centre in close coordination with Department of Expenditure, Ministry of Finance. CPPP provides a single point access to all the tendering information on various procurements made across the country.

It facilitates :

- **ePublishing** – Publishing of tender enquiries, corrigendum & award of contract details.
- **XML** – Facilitates publishing of tender comprehensive information of other eProcurement system
- **eProcurement** facilitated through – GePNIC© implemented in 500+ Central Government Ministries/ Departments and Public Sector Units, it is also being rolled out across India in 28 State Government /UTs.

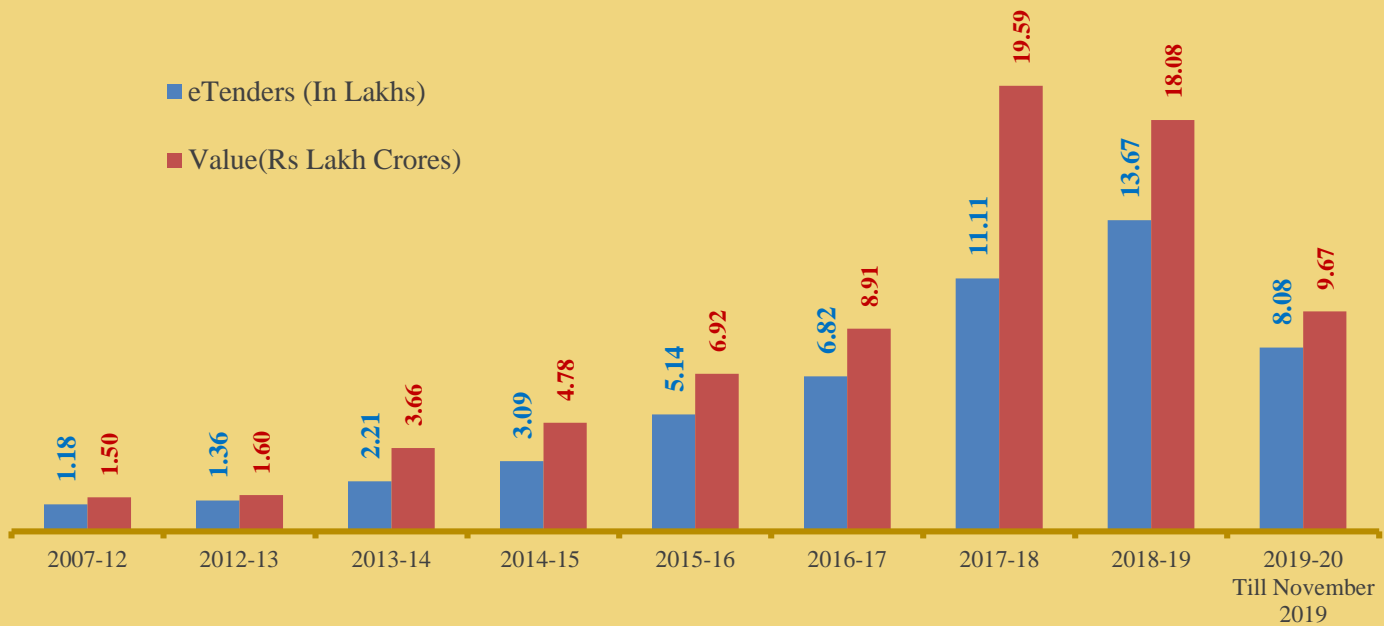
Centralized 24 X 7 Telephonic Help Desk & eMail Support

0120-4200462 / 0120-4001002 / +91 8826246593  
support-eproc@nic.in, cppp-nic@nic.in

Procurement Policy Division,  
Department of Expenditure,  
Ministry of Finance,  
North Block New Delhi

cppp-doe@nic.in

## GePNIC Performance over the years



#

## Highlight of the Month

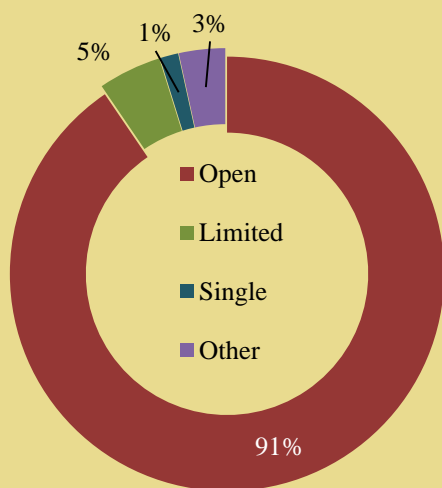
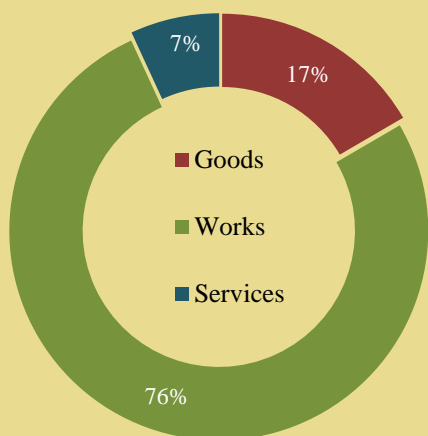
“A complete walk thru of features and functionalities in Central Public procurement Portal was provided in a seminar on “Public Procurement” conducted by Indian Railway Institute of Logistic and Material Management (IRLMM) at India Habitat Centre, New Delhi”.

## Vigilance Awareness Week at IIT Roorkee

A talk was delivered on "e-Procurement System --A Tool for Transparency in Public Procurement" to help implement preventive vigilance.

All the Deans, Heads of the Department, Registry Officers and Engineering Group 'A' Officers attended the workshop.

## Over all Statistics Category wise and Tender type wise



## Glimpse of Major Workshop During this Month

- One day training on eProcurement at Regional Training Centre DRDO, Bangaluru, National Academy of Defence Financial Management & Regional Training Centre, Pune and Institute of Public Enterprise, Hyderabad
- One Day Session on eProcurement for Rashtriya Uchchar Shiksha Abhiyan at Mumbai, for National Academy of Customs Indirect Taxes and Narcotics at Hyderabad and for Bharat Heavy Electricals Limited at BHEL Corporate Office, Delhi.
- One eProcurement training arranged for Bidders of Municipal Corporation of Greater Mumbai.
- Two day workshop on e-procurement for officers of Indian Air Force at Material Management institute (MMI), Nashik.
- One day special training on eProcurement at NIFM Faridabad for Officials of Indian Army.
- Half day training conducted by Institute of Secretariat Training and Management for the official of Small Farmers Agribusiness Consortium (SFAC).
- As part of MDP, "Training on Public Procurement" organised by DoE, Min of Finance at National Institute of Financial Management, Faridabad, three training was conducted during the month of November 2019.



“ For disposal of scrap items through advertised tender, department users may use “Item Wise Open for H1” price bid Template available under download section on the portal, using which system will generate the comparative chart on the basis of highest amount quoted ”

# SMS Sent	20,68,770
# Mails Sent	29,24,238
# PMU Mail	1,681
# Tender	1,34,169
# Value of Tenders	₹ 1,46,006.91 Cr.
Award of Contract (AoC)	36,024
No. of Payments done through online	1,28,060
Value of payment done through online	₹ 646.06 Cr.
# Visitors this month	1,56,855
# Department Users up to the month	3,06,397
# Bidders/ Contractors up to the month	3,50,000

**Daily Web Learning**  
(eprocure.gov.in)

**Mon – Fri**  
**(2.30- 4.30 PM)**

<http://webcon.nic.in/>

**Centralized 24 X 7**  
**Telephonic Help Desk &**  
**eMail Support**

0120-4200462

0120-4001002

0120-4001005

[support-eproc@nic.in](mailto:support-eproc@nic.in)

# Calls attended by helpdesk

36,459

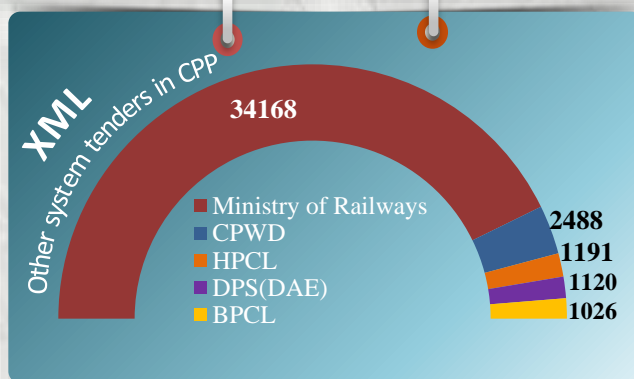
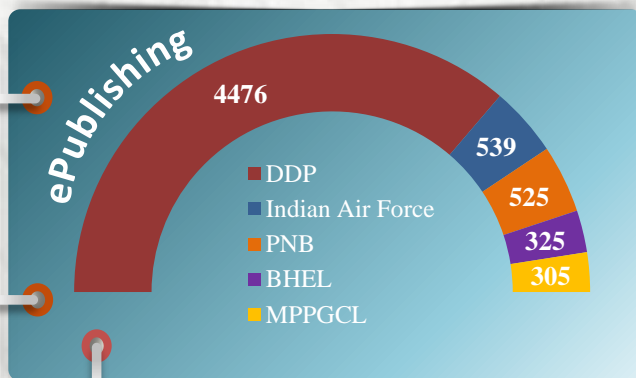
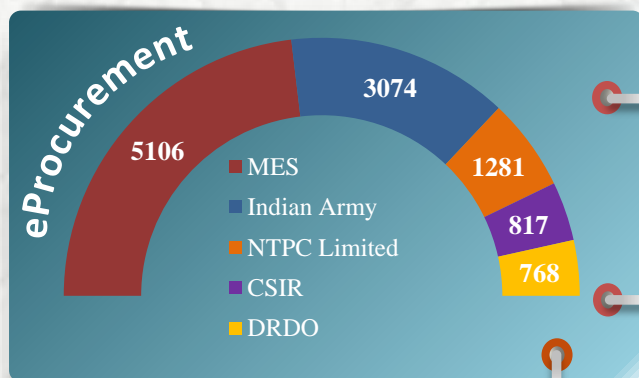
# Mails handled by helpdesk

4,813

**MDP by Min of Finance**

At National Institute of Financial Management, Faridabad (NIFM).

## Top five eProcurement, ePublishing and XML entities for this month



28 States / UT's

500+ Central Govt. Entities

# MAJOR USERS

AAICLAS, Hindustan Copper Limited, Talcher Fertilizers Limited, Telecommunications Consultants India Limited. Damodar Valley Corporation, Ircn International, DDA, RCFL, BSNL, NTPC Limited, AAI, NHPC Limited, EIL, NALCO, Numaligarh Refinery, NHAI, FACL, REIL, THDC, DMRC, NHDC Ltd. HSCL, MTNL, Chennai Port Trust, Mumbai Port Trust, STC, NHIDC, BCPL, ALIMCO, Bridge and Roof, ITDC, POSOCO, PDIL, IOCL, CMRL, GSL, HSL, MIDHANI, BEL, Vizag Port Trust.

NAFED, ICMR, CWC, Labour Bureau, National Pension System Trust, EPFO, ESIC, AIIMS - New Delhi, Jodhpur, Raipur, Nagpur, Rishikesh, IIT- Delhi, Indore, Kanpur, Mandi, BHU Varanasi, Ropar IIM – Ahmedabad, Indore, Lucknow, IISER – Kolkata, Mohali, Pune, NIT - Calicut, Durgapur, Hamirpur, IWAI, National Council of Science Museums, JNU, JNPT, Film and Television Institute of India, IEST Shibpur, VMMC and Safdarjung Hospital, Jamia Millia Islamia, National Institute of Ocean Technology, IGNOU, MES, FCI, DRDO, Department of Posts, ASI, Assam Rifles, BRO, BSF, Dir. Gen. D Space Estates(HQ), DARE, Indian Army, Indian Air Force, Indian Navy, ITBP, CISF, NDRF, Delhi Police, Indian Coast Guard, NSG, SSB, Ministry of Road Transport and Highways, CRPF, Department of Revenue, IDS, DeitY, Ministry of Shipping, GSI, Development Commissioner(MSME) Directorate General Health Services - MHFW, Madras Fertilizers, ITPO, DMS.

## NIC eProcurement (GePNIC) Tender Statistics for the Month of November - 2019

Sl. No.	State/Organization	Current Financial Year - 2019-20						Financial Year 2007-08 onwards to 2018-19		Cumulative Tenders		Bid Awards 2019-20 Up to the Month	
		During the Month (November 2019)		Previous Month (October 2019)		Up to the month 2019		No.	Value (Rs. in crores)	No.	Value (Rs. in crores)	No.	Contract Value (Rs. in crores)
		No.	Value (Rs. in crores)	No.	Value (Rs. in crores)	No.	Value (Rs. in crores)						
1	Central Public Procurement Portal	19957	54276.08	18328	41883.56	141373	400730.35	731115	2705944.20	872488	3106674.55	31384	714627.00
	<b>STATES</b>												
1	Maharashtra	20268	14394.79	973	1624.83	131444	97359.21	729033	422092.06	860477	519451.27	58760	36339.19
2	Uttar Pradesh	18457	7596.60	16382	6454.94	98376	67389.94	466455	663428.37	564831	730818.31	9297	3345.85
3	Kerala	16290	4017.30	16289	3550.44	71457	21063.01	352356	129017.51	423813	150080.52	28889	11428.54
4	West Bengal	10690	3000.23	5870	1698.21	55636	21294.91	387125	233478.46	442761	254773.37	20630	12379.03
5	Tamil Nadu	8780	13895.26	3082	3463.78	26342	32304.23	142607	103263.70	168949	135567.93	1669	1568.08
6	Madhya Pradesh	7009	14929.09	6455	5680.32	44358	72189.20	27946	36267.76	72304	108456.96	14230	13107.64
7	Rajasthan	6281	3993.69	5675	7314.86	45898	40325.79	241351	518459.28	287249	558785.07	1197	2219.03
8	Haryana	4825	2349.50	1019	1024.17	39966	37612.83	107296	47386.67	147262	84999.50	2405	1025.82
9	Jammu & Kashmir	4397	1355.30	4279	1248.63	27989	9211.43	126712	74265.59	154701	83477.02	145	43.25
10	Punjab PWD	3300	3028.04	3781	1506.95	21360	9288.32	53032	42775.12	74392	52063.44	7551	3265.62
11	NCT of Delhi	2438	1855.68	2790	1906.37	17862	11579.56	205908	91108.31	223770	102687.87	332	146.04
12	Odisha	1673	1654.31	1342	1271.46	9113	7454.11	278567	242675.91	287680	250130.02	7045	5191.29
13	Himachal Pradesh	989	852.15	651	622.32	5984	4532.63	38266	21146.13	44250	25678.76	4556	2642.70
14	Assam	629	2801.69	309	1666.64	2673	11270.05	18870	47734.39	21543	59004.44	1628	4761.60
15	Tripura	545	539.07	447	323.58	2611	2445.29	3666	6144.12	6277	8589.41	1455	1119.09
16	Chandigarh UT	510	112.77	729	204.36	4458	2369.42	58725	14040.61	63183	16410.03	51	32.90
17	Uttarakhand	463	1253.93	343	879.01	3995	6639.93	19592	51169.47	23587	57809.41	360	1191.50
18	Jharkhand	212	815.38	1515	4339.45	8196	23724.78	45336	229151.07	53532	252875.85	264	6112.07
19	Puducherry	160	47.86	42	7.10	542	228.83	4545	2202.77	5087	2431.61	141	61.18
20	Lakshadweep	83	36.65	42	11.94	255	100.83	665	205.31	920	306.14	0	0.00
21	Dadra and Nagar Haveli	38	40.82	56	33.25	356	390.70	3848	5876.04	4204	6266.74	100	69.00
22	Daman and Diu	25	64.06	25	4.09	289	393.44	287	650.36	576	1043.80	58	20.42
23	Manipur	12	132.13	18	157.15	69	987.38	744	10765.22	813	11752.60	9	14.62
24	Nagaland	9	54.71	50	103.68	90	718.47	141	629.31	231	1347.78	8	28.61
25	Arunachal Pradesh	9	27.93	5	68.25	42	442.33	166	2990.35	208	3432.68	9	130.73
26	Meghalaya	9	108.75	5	0.00	76	379.31	409	4118.40	485	4497.72	45	88.37
27	Sikkim	6	42.95	0	0.00	18	131.79	389	2892.22	407	3024.01	6	73.23
28	Mizoram	4	3.87	0	0.00	14	13.75	180	1046.44	194	1060.20	0	0.00
	<b>Total</b>	<b>108111</b>	<b>79004.51</b>	<b>72174</b>	<b>45165.76</b>	<b>619469</b>	<b>481841.49</b>	<b>3314217</b>	<b>3004980.98</b>	<b>3933686</b>	<b>3486822.47</b>	<b>160840</b>	<b>106405.43</b>
	<b>OTHERS</b>												
1	Coal India Limited	2951	4657.60	2932	5362.51	21848	37224.15	152563	178612.42	174411	215836.57	14369	24681.81
2	Indian Oil Corp Ltd	1614	5017.22	1484	2109.70	13770	21984.76	99135	153217.60	112905	175202.35	8863	35096.28
3	PMGSY	1139	2746.41	1240	3071.48	7998	24121.06	136163	358503.38	144161	382624.43	1017	4737.22
4	Defence PSU - Goa Shipyard Limited, Hindustan Shipyard Limited, Mishra Dhatu Nigam Limited, Mazagon Dock Limited, Bharat Electronics Limited, Garden Reach Ship Builders and Engineers Limited.	337	305.10	279	170.26	2724	1523.34	12951	5466.83	15675	6990.16	95	439.68
5	Chennai Petroleum Corp Ltd	60	0.00	36	0.00	824	0.00	5939	13.93	6763	13.93	91	111.27
	<b>TOTAL</b>	<b>134169</b>	<b>146006.91</b>	<b>96473</b>	<b>97763.27</b>	<b>808006</b>	<b>967425.13</b>	<b>4452083</b>	<b>6406739.33</b>	<b>5260089</b>	<b>7374164.46</b>	<b>216659</b>	<b>886098.68</b>