



सत्यमेव जयते

<https://eprocure.gov.in>

CPPP NEWSLETTER

Wishing all our users

A Very Happy New Year 2020



Central Public Procurement Portal (CPPP) of Government of India is operational since 2012. It hosts the Government eProcurement System (GePNIC) developed by National Informatics Centre in close coordination with Department of Expenditure, Ministry of Finance. CPPP provides a single point access to all the tendering information on various procurements made across the country.

It facilitates :

- **ePublishing** – Publishing of tender enquiries, corrigendum & award of contract details.
- **XML** – Facilitates publishing of tender comprehensive information of other eProcurement system
- **eProcurement** facilitated through – GePNIC© implemented in 500+ Central Government Ministries/ Departments and Public Sector Units, it is also being rolled out across India in 28 State Government /UTs.

Guidelines regarding Limited Tender Enquiry

(Please refer GFR 2017, Rule 162)

Purchase through Limited Tender Enquiry may be adopted even where the estimated value of the procurement is more than Rupees twenty-five Lakhs, in the following circumstances.

- (a) The competent authority in the Ministry or Department certifies that the demand is urgent and any additional expenditure involved by not procuring through advertised tender enquiry is justified in view of urgency. The Ministry or Department should also put on record the nature of the urgency and reasons why the procurement could not be anticipated.
- (b) There are sufficient reasons, to be recorded in writing by the competent authority, indicating that it will not be in public interest to procure the goods through advertised tender enquiry.
- (c) The sources of supply are definitely known and possibility of fresh source(s) beyond those being tapped is remote.

Centralized 24 X 7 Telephonic Help Desk
& eMail Support

0120-4200462 / 0120-4001002 / +91 8826246593
support-eproc@nic.in, cppp-nic@nic.in

Procurement Policy Division,
Department of Expenditure,
Ministry of Finance,
North Block New Delhi
cppp-doe@nic.in

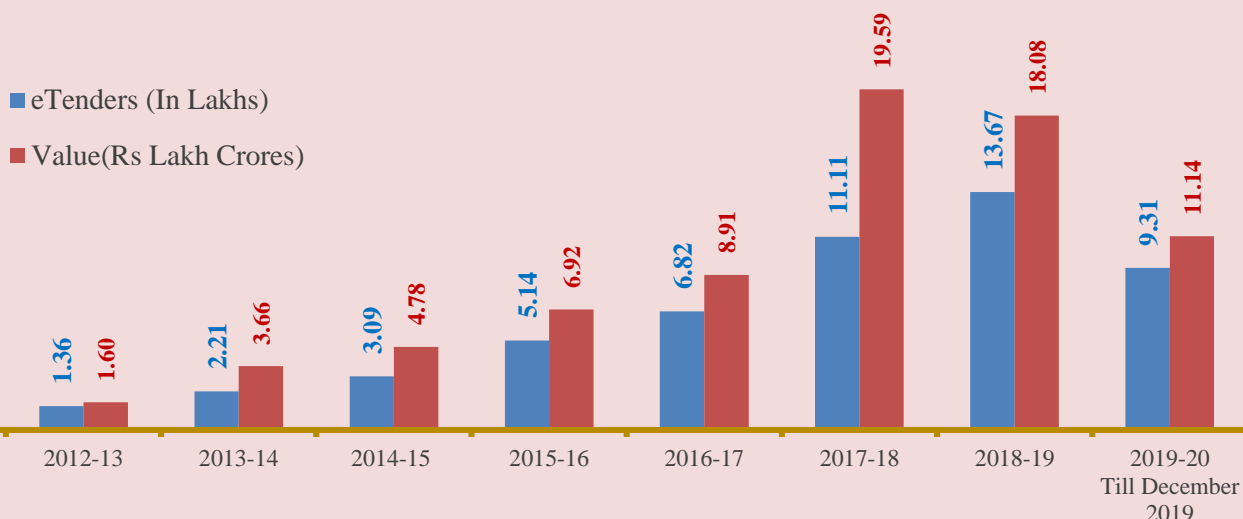
Joined this month

- National Institute of Pharmaceutical Education and Research (NIPER) Kolkata - Ministry of Chemicals and Fertilizers
- National Fertilizers Limited - Ministry of Chemicals and Fertilizers
- Indian Institute of Management Nagpur - Ministry of Human Resource Development
- National Institute of Design Madhya Pradesh - Ministry of Commerce and Industry
- Hindustan Prefab Limited-HPL - Ministry of Housing and Urban Affairs
- Indian Oil-Adani Gas Private Limited - Ministry of Petroleum and Natural Gas

Glimpse of Major Workshop During this Month

- One day training on eAuction for officials of Election Commission at Mumbai and Income Tax Department at Dehradun
- One Day Session on eProcurement for Ali Yavar Jung National Institute Of Speech And Hearing Disabilities (Divyangjan) at Secunderabad
- Two day eProcurement training for the officials of Industrial Consultancy & Sponsored Research - IIT Madras at Chennai and for Hindustan Prefab Limited - Ministry of Housing & Urban Poverty Alleviation at Hindustan Prefab Limited (HPL) HQ New Delhi.
- Half day training to the officials of Central Reserve Police Force (CRPF) - Ministry of Home Affairs at CRPF HQ, New Delhi.
- As part of MDP, "Training on Public Procurement" organised by DoE, Min of Finance at National Institute of Financial Management, Faridabad, three training was conducted during the month of December 2019.

GePNIC Performance over the years





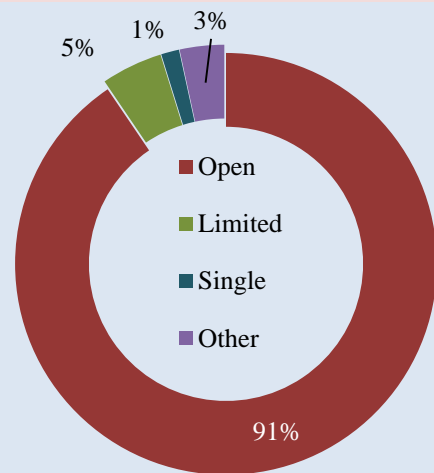
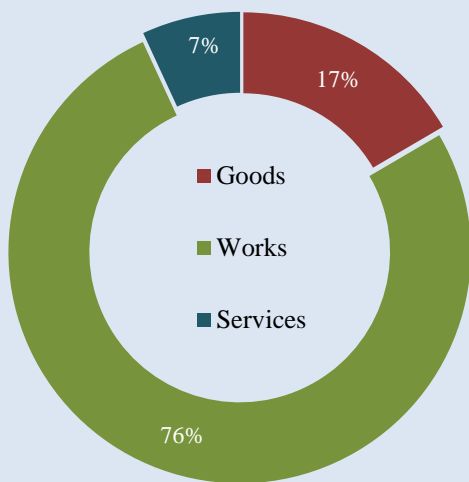
Highlight of the Month

Coal India Limited was conferred with an Award for automated e-tendering system for excellence in “Innovation in Procurement Process” by Indian Institute of Materials Management at their annual seminar “NATCOM 2019”.

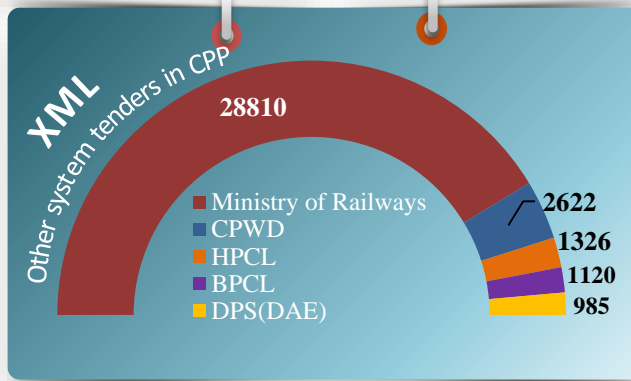
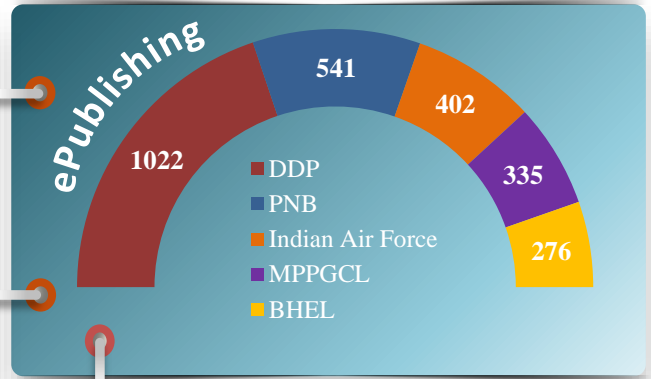
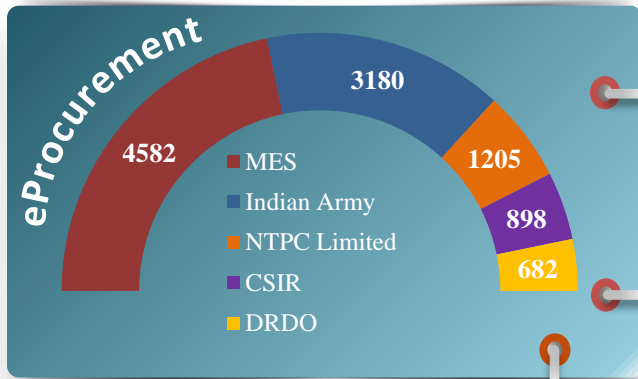
Coal India Limited uses NIC e-Procurement System GePNIC under <https://coalindiatenders.nic.in>.



Over all Statistics Category wise and Tender type wise



Top five eProcurement, ePublishing and XML entities for this month



28 States / UT's

500+ Central Govt. Entities

Monthly Statistics and Support / Assistance (eprocure.gov.in)

# SMS Sent	20,02,162
# Mails Sent	29,01,928
# PMU Mail	1,729
# Tender	1,23,240
# Value of Tenders	₹ 1,46,487.69 Cr.
Award of Contract (AoC)	38,046
No. of Payments done through online	1,51,844
Value of payment done through online	₹ 814.22 Cr.
# Visitors this month	68,133
# Department Users up to the month	3,10,996
# Bidders/ Contractors up to the month	3,50,000

Daily Web Learning
(eprocure.gov.in)

**Centralized 24 X 7
Telephonic Help Desk &
eMail Support**

Mon – Fri
(2.30- 4.30 PM)
<http://webcon.nic.in/>

0120-4200462
0120-4001002
0120-4001005
support-eproc@nic.in

Calls attended by helpdesk 37,266

Mails handled by helpdesk 4,821

MDP by Min of Finance
At National Institute of Financial Management, Faridabad. (NIFM).



MAJOR USERS

National Fertilizers Limited, Hindustan Prefab Limited, AAICLAS, Hindustan Copper Limited, Hindustan Colas Private Limited, Bharat Broadband Network Limited Indian Oil-Adani Gas Private Limited Talcher Fertilizers Limited, Telecommunications Consultants India Limited. Damodar Valley Corporation, Ircn International, DDA, Rashtriya Chemicals & Fertilizers Ltd., BSNL, NTPC Limited, Airports Authority of India, NHPC Limited, Engineers India Limited, NALCO, Numaligarh Refinery, NHAI, FACL, REIL, THDC, DMRC, NHDC Ltd. HSCL, MTNL, Chennai Port Trust, Mumbai Port Trust, STC, NHIDC, BCPL, ALIMCO, Bridge and Roof, ITDC, POSOCO, PDIL, IOCL, CMRL, GSL, HSL, MIDHANI, BEL, Vizag Port Trust.

NID, NIPER, NAFED, ICMR, CWC, Labour Bureau, National Pension System Trust, V.O.Chidambaranar Port Trust EPFO, ESIC, AIIMS - New Delhi, Jodhpur, Raipur, Nagpur, Rishikesh, IIT- Delhi, Indore, Kanpur, Mandi, BHU Varanasi, Ropar IIM – Ahmedabad, Indore, Lucknow, IISER – Kolkata, Mohali, Pune, NIT - Calicut, Durgapur, Hamirpur , IWAI, National Council of Science Museums , JNU, JNPT, Film and Television Institute of India, IEST Shibpur, VMMC and Safdarjung Hospital, Jamia Millia Islamia, National Institute of Ocean Technology, IGNOU, MES, FCI, DRDO, Department of Posts, ASI, Assam Rifles, BRO, BSF, Dir. Gen. Defence Estates(HQ), DARE, Indian Army, Indian Air Force, Indian Navy, ITBP, CISF, NDRF, Delhi Police, Indian Coast Guard, NSG, SSB, Ministry of Road Transport and Highways , CRPF, Department of Revenue , IDS, DeitY, Ministry of Shipping, GSI, Development Commissioner(MSME) Directorate General Health Services - MHFW, Madras Fertilizers, ITPO, DMS.

NIC eProcurement (GePNIC) Tender Statistics for the Month of December - 2019													
Sl. No.	State/Organization	Current Financial Year - 2019-20						Financial Year 2007-08 onwards to 2018-19		Cumulative Tenders		Bid Awards 2019-20 Up to the Month	
		During the Month (December 2019)		Previous Month (November 2019)		Up to the month 2019		No.	Value (Rs. in crores)			No.	Value (Rs. in crores)
		No.	Value (Rs. in crores)	No.	Value (Rs. in crores)	No.	Value (Rs. in crores)			No.	Value (Rs. in crores)		
1	Central Public Procurement Portal	20239	76064.94	19957	54276.08	161612	476795.29	731115	2705944.20	892727	3182739.49	36036	719754.57
	STATES												
1	Maharashtra	19745	6497.18	20268	14394.79	151189	103856.38	729033	422092.06	880222	525948.45	67906	40070.94
2	Uttar Pradesh	14532	6813.27	18457	7596.60	112908	74203.21	466455	663428.37	579363	737631.58	11126	4033.48
3	West Bengal	13323	3025.51	10690	3000.23	68959	24320.42	387125	233478.46	456084	257798.88	25533	45128.46
4	Kerala	11948	3519.29	16290	4017.30	83405	24582.30	352356	129017.51	435761	153599.80	36082	12922.83
5	Rajasthan	6388	6866.43	6281	3993.69	52286	47192.22	241351	518459.28	293637	565651.50	1457	2629.13
6	Madhya Pradesh	6109	5794.56	7009	14929.09	50467	77983.76	27946	36267.76	78413	114251.52	17179	14712.15
7	Jammu & Kashmir	5150	1331.44	4397	1355.30	33139	10542.87	126712	74265.59	159851	84808.46	172	47.65
8	Haryana	3750	3714.38	4825	2349.50	43716	41327.21	107296	47386.67	151012	88713.88	2855	1124.52
9	Punjab PWD	3247	1671.27	3300	3028.04	24607	10959.59	53032	42775.12	77639	53734.71	8804	3838.67
10	NCT of Delhi	3134	3050.92	2438	1855.68	20996	14630.49	205908	91108.31	226904	105738.80	392	316.25
11	Odisha	2749	1239.31	1673	1654.31	11862	8693.41	278567	242675.91	290429	251369.33	8056	6490.22
12	Tamil Nadu	2078	3891.90	8780	13895.26	28420	36196.13	142607	103263.70	171027	139459.83	2048	2275.71
13	Himachal Pradesh	1043	1056.90	989	852.15	7027	5589.53	38266	21146.13	45293	26735.66	4798	2821.87
14	Uttarakhand	687	695.74	463	1253.93	4682	7335.68	19592	51169.47	24274	58505.15	415	1421.93
15	Assam	675	1860.02	629	2801.69	3348	13130.07	18870	47734.39	22218	60864.46	1778	5064.36
16	Tripura	502	369.09	545	539.07	3113	2814.38	3666	6144.12	6779	8958.50	1686	1296.54
17	Chandigarh UT	464	296.01	510	112.77	4922	2665.43	58725	14040.61	63647	16706.04	53	32.98
18	Puducherry	180	27.87	160	47.86	722	256.70	4545	2202.77	5267	2459.48	157	65.66
19	Dadra and Nagar Haveli	49	25.83	38	40.82	405	416.53	3848	5876.04	4253	6292.57	111	205.52
20	Daman and Diu	34	32.33	25	64.06	323	425.78	287	650.36	610	1076.14	63	21.93
21	Jharkhand	29	24.22	212	815.38	8225	23749.00	45336	229151.07	53561	252900.07	267	6113.80
22	Lakshadweep	29	4.99	83	36.65	284	105.82	665	205.31	949	311.13	0	0.00
23	Manipur	25	999.48	12	132.13	94	1986.87	744	10765.22	838	12752.08	9	14.62
24	Nagaland	7	599.63	9	54.71	97	1318.10	141	629.31	238	1947.41	8	28.61
25	Arunachal Pradesh	6	29.94	9	27.93	48	472.27	166	2990.35	214	3462.62	10	162.91
26	Meghalaya	3	2.76	9	108.75	79	382.07	409	4118.40	488	4500.47	46	88.61
27	Sikkim	2	4.57	6	42.95	20	136.35	389	2892.22	409	3028.57	6	73.23
28	Mizoram	2	0.00	4	3.87	16	13.75	180	1046.44	196	1060.20	0	0.00
	Total	95890	53444.83	108111	79004.51	715359	535286.32	3314217	3004980.98	4029576	3540267.30	191017	151002.57
	OTHERS												
1	Coal India Limited	2946	6551.89	2951	4657.60	24794	43776.04	152563	178612.42	177357	222388.46	16453	30571.77
2	PMGSY	1985	5798.82	1139	2746.41	9983	29919.88	136163	358503.38	146146	388423.25	1084	4882.85
3	Indian Oil Corp Ltd	1669	4274.01	1614	5017.22	15439	26258.77	99135	153217.60	114574	179476.37	9903	38787.24
4	Defence PSU - Goa Shipyard Limited, Hindustan Shipyard Limited, Mishra Dhatu Nigam Limited, Mazagon Dock Limited, Bharat Electronics Limited, Garden Reach Ship Builders and Engineers Limited.	443	353.20	337	305.10	3167	1876.53	12951	5466.83	16118	7343.36	106	446.21
5	Chennai Petroleum Corp Ltd	68	0.00	60	0.00	892	0.00	5939	13.93	6831	13.93	106	112.56
	TOTAL	123240	146487.69	134169	146006.91	931246	1113912.82	4452083	6406739.33	5383329	7520652.15	254705	945557.77