

CPPP News



सत्यमेव जयते

<https://eprocure.gov.in>

Letter

March 2020

**We advice all our readers to
stay at home and be safe
from COVID19.**

Central Public Procurement Portal (CPPP) of Government of India is operational since 2012. It hosts the Government eProcurement System (GePNIC[®]) developed by National Informatics Centre in close coordination with Department of Expenditure, Ministry of Finance. CPPP provides a single point access to all the tendering information on various procurements made across the country.

It facilitates :

ePublishing - Publishing of tender enquiries, corrigendum & award of contract details.

XML - Facilitates publishing of tender comprehensive information of other eProcurement system

eProcurement - Facilitated through – GePNIC[®] implemented in 550+ Central Government Ministries/ Departments and Public Sector Units, it is also being rolled out across India in 30 State Government /UTs.

Centralized 24 X 7 Telephonic Help Desk
& eMail Support

0120-4200462 / 0120-4001002

support-eproc@nic.in, cppp-nic@nic.in

Procurement Policy Division,

Department of Expenditure,

Ministry of Finance,

North Block New Delhi

cppp-doe@nic.in



सत्यमेव जयते

<https://eprocure.gov.in/>

Mar. 2020

Financial Year 2019-2020 ended with a record 13 lakh tenders worth Rs. 158 lakh Crores processed using the CPP Portal. Few Highlights :

The year witnessed huge response in the online auction of Gift items presented to Hon'ble Prime Minister Shri Narendra Modi. The proceeds of auctions went to Namami Gange, a Central government project to clean the River Ganga.

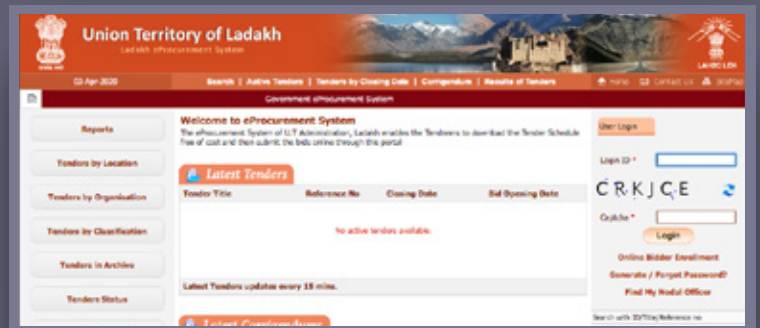
Govt. of Madhya Pradesh tripled its saving in state wide sand auctions, conducted online.

ADB invited NIC at 5th e-Government Procurement Conference, Manila (Philippines) to share their experience.

Coal India Limited awarded for excellence in "Innovation in Procurement Process" by Indian Institute of Materials Management at their annual seminar "NATCOM 2019".


Highlights of the Month

Subsequent to the status of separate Union Territory for Ladakh a dedicated site has been deployed.



<https://tenders.ladakh.gov.in>

"A complete walk thru of features and functionalities in Central Public procurement Portal was provided in a seminar on "Public Procurement" conducted by Indian Railway Institute of Logistic and Material Management (IRILMM) at India Habitat Centre, New Delhi"



" All Tender Inviting Authorities may note that the option of 2 of 2 Bid Openers which was to be discontinued from 1st April 2020 has been extended till 31st May 2020 keeping in view of the country wide lock down due to COVID 19"

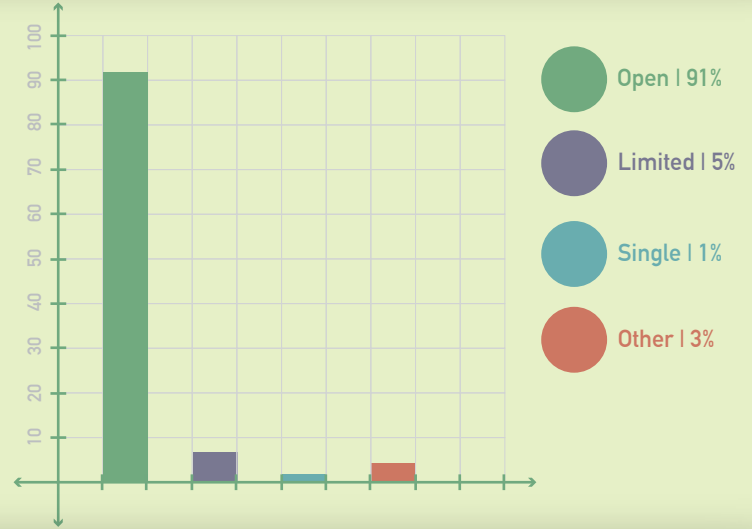
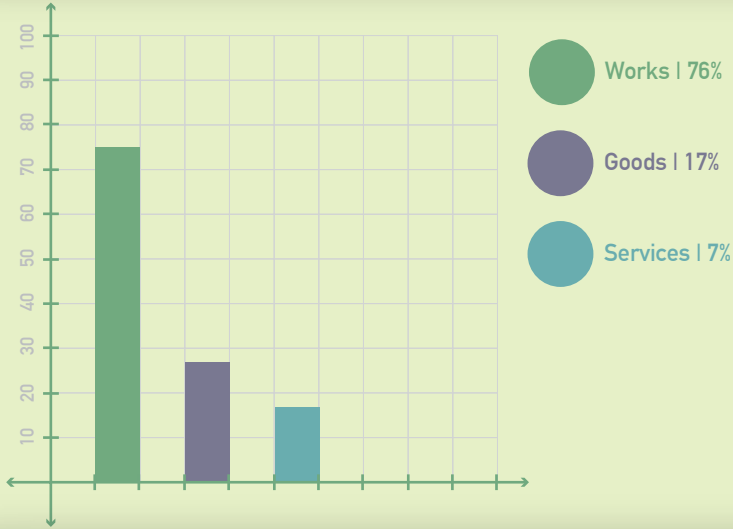


सत्यमेव जयते

<https://eprocure.gov.in/>

Mar. 2020

Over all Statistics Category wise and Tender type wise



Glimpse of Major Workshop During this Month

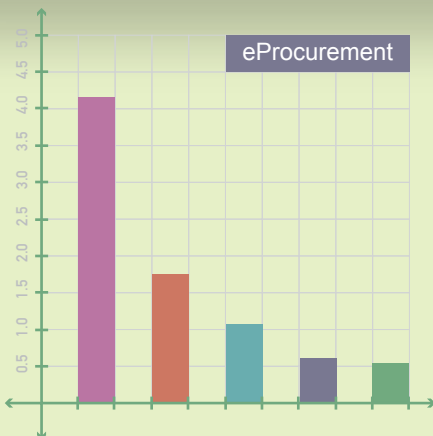
Half day session on Public Procurement (Advanced) -e -Reverse Auction at National Institute of Financial Management, Faridabad

Two day training on Tender Cum Auction at CSIR-Institute of Himalayan Bioresource Technology, Palampur - Ministry of Science and Technology.

One day training on eProcurement for the officials of Andaman Public Works Department (APWD) and one day training on eAuction to officials of Deputy Commissioner office, South Andaman District through video conferencing.

As part of MDP, "Training on Public Procurement" organised by DoE, Min of Finance at National Institute of Financial Management, Faridabad, One training was conducted during the month of March 2020.

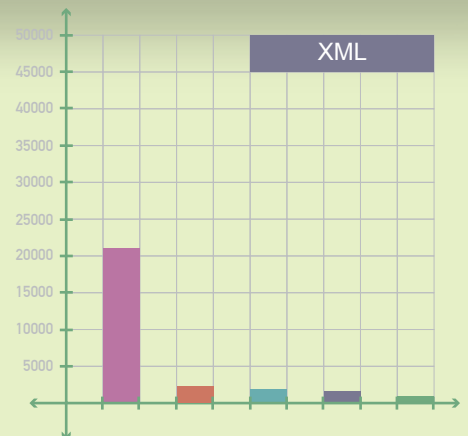
Top five eProcurement / ePublishing / XML entities for this month



- MES | 4,145
- Indian Army | 1,776
- NTPC Limited | 1,071
- FCI | 0,623
- BSNL | 0,553



- DDP | 748
- IAF | 374
- WCL | 324
- PNB | 304
- MPPGCL | 274



- Ministry of Railway | 21913
- CPWD | 1071
- BPCL | 969
- HPCL | 871
- NTPC | 829

Monthly Statistics and Support / Assistance (eprocure.gov.in)



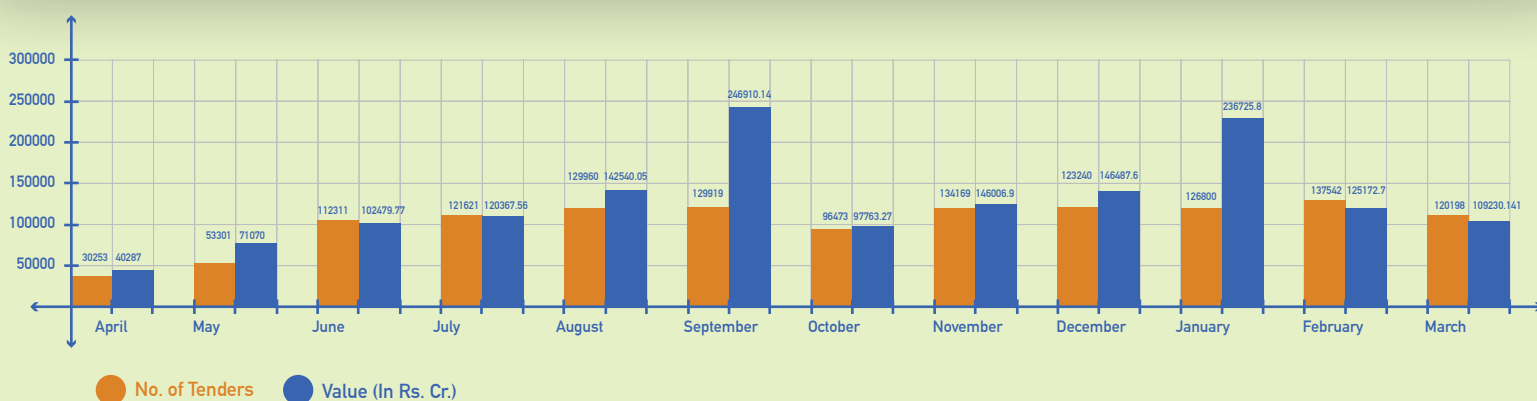
सत्यमेव जयते

<https://eprocure.gov.in/> | Mar. 2020

# SMS Sent	19,26,009
# Mails Sent	27,72,073
# PMU Mail	1,652
# Tender	1,20,198
# Value of Tenders	₹ 1,09,230.40 Cr.
Award of Contract (AoC)	36,458
No. of Payments done through online	1,66,833
Value of payment done through online	₹ 1369.87 Cr.
# Visitors this month	2,93,258
# Department Users up to the month	3,26,158
# Bidders/ Contractors up to the month	3,50,000

Daily Web Learning (eprocure.gov.in)	Mon – Fri (2.30- 4.30 PM) http://webcon.nic.in/
Centralized 24 X 7 Telephonic Help Desk & eMail Support	0120-4200462 0120-4001002 0120-4001005 support-eproc@nic.in
# Calls attended by helpdesk	29,008
# Mails handled by helpdesk	4,041
MDP by Min of Finance	At National Institute of Financial Management, Faridabad (NIFM)

GePNIC® Statistics 2019-20





सत्यमेव जयते

<https://eprocure.gov.in/>

Mar. 2020

Major Users



Ministry of Culture, VOCPT, AAICLAS, Hindustan Copper Limited, Talcher Fertilizers Limited, Telecommunications Consultants India Limited. Damodar Valley Corporation, Ircon International, DDA, RCFL, BSNL, NTPC Limited, AAI, NHPC Limited, EIL, NALCO, Numaligarh Refinery, NHAI, FACL, REIL, THDC, DMRC, NHDC Ltd. HSCL, MTNL, Chennai Port Trust, Mumbai Port Trust, STC, NHIDC, BCPL, ALIMCO, Bridge and Roof, ITDC, POSOCO, PDIL, IOCL, CMRL, GSL, HSL, MIDHANI, BEL, Vizag Port Trust.

Railway Board, ICMR, CWC, Labour Bureau, National Pension System Trust, EPFO, ESIC, AIIMS - New Delhi, Jodhpur, Raipur, Nagpur, Rishikesh, IIT- Delhi, Indore, Kanpur, Mandi, BHU Varanasi, Ropar IIM – Ahmedabad, Indore, Lucknow, IISER – Kolkata, Mohali, Pune, NIT - Calicut, Durgapur, Hamirpur, IWAI, National Council of Science Museums, JNU, JNPT, Film and Television Institute of India, IEST Shibpur, VMMC and Safdarjung Hospital, Jamia Millia Islamia, National Institute of Ocean Technology, IGNOU, MES, FCI, DRDO, Department of Posts, ASI, Assam Rifles, BRO, BSF, Dir. Gen. Defence Estates(HQ), DARE, Indian Army, Indian Air Force, Indian Navy, ITBP, CISF, NDRF, Delhi Police, Indian Coast Guard, NSG, SSB, Ministry of Road Transport and Highways, CRPF, Department of Revenue, IDS, DeitY, Ministry of Shipping, GSI, Development Commissioner(MSME) Directorate General Health Services - MHFW, Madras Fertilizers, ITPO, DMS.

Overall Tender Statistics for the Month of March - 2020



सत्यमेव जयते

<https://eprocure.gov.in/>

Mar. 2020

Sl. No.	State/Organization	Current Financial Year - 2019-20						Financial Year 2007-08 onwards to 2019-20		Cumulative Tenders		Bid Awards 2019-20 Up to the Month	
		During the Month (March 2020)		Previous Month (February 2020)		Up to the month 2019-20		No.	Value (Rs. in crores)	No.	Value (Rs. in crores)	No.	Contract Value (Rs. in crores)
		No.	Value (Rs. in crores)	No.	Value (Rs. in crores)	No.	Value (Rs. in crores)						
1	Central Public Procurement Portal	15781	15668.94	22143	43088.40	222157	710997.99	731115	2705944.20	953272	3416942.19	51938	755469.10
	STATES												
1	Uttar Pradesh	27138	17312.03	19552	21153.58	177203	120833.52	466455	663428.37	643658	784261.89	17373	6931.12
2	Maharashtra	19939	4534.51	23159	9379.27	217588	123890.11	729033	422092.06	946621	545982.17	93094	47675.55
3	West Bengal	12161	2467.30	14574	3483.62	106791	33994.60	387125	233478.46	493916	267473.06	43129	49967.10
4	Kerala	8818	8859.32	11093	3538.27	113303	39848.34	352356	129017.51	465659	168865.85	51722	17450.66
5	Haryana	5180	4432.10	4827	3632.70	56644	51268.81	107296	47386.67	163940	98655.48	4884	1830.96
6	Rajasthan	4412	4921.09	7037	7957.52	67002	64482.57	241351	518459.28	308353	582941.85	1830	3933.05
7	Madhya Pradesh	4086	23825.45	5255	6477.91	65515	112627.14	27946	36267.76	93461	148894.90	24370	24186.53
8	Jammu & Kashmir	3231	697.00	4603	1247.85	45118	13625.07	126712	74265.59	171830	87890.67	302	58.31
9	Tamil Nadu	2578	3630.27	3580	2490.15	39164	45938.11	142607	103263.70	181771	149201.81	3754	5206.59
10	Punjab PWD	2518	1489.87	2465	1195.88	32440	15342.41	53032	42775.12	85472	58117.53	12316	7390.33
11	Odisha	2460	954.33	4384	1555.16	23529	14237.15	278567	242675.91	302096	256913.06	12309	9532.25
12	NCT of Delhi	1950	375.12	1939	524.19	25932	16325.46	205908	91108.31	231840	107433.77	505	363.44
13	Himachal Pradesh	1350	970.05	2021	968.73	12101	8408.32	38266	21146.13	50367	29554.45	5243	3587.62
14	Assam	751	3174.11	864	3345.18	6018	23339.20	18870	47734.39	24888	71073.59	2170	6986.19
15	Chandigarh UT	621	596.66	614	642.27	6749	4035.87	58725	14040.61	65474	18076.49	88	40.12
16	Tripura	562	421.98	746	344.05	5146	4353.03	3666	6144.12	8812	10497.16	2697	1702.38
17	Uttarakhand	488	1431.12	520	1091.10	6270	10978.03	19592	51169.47	25862	62147.51	582	2194.14
18	Jharkhand	334	206.70	291	111.75	9425	24693.43	45336	229151.07	54761	253844.50	280	6150.09
19	Puducherry	207	75.84	233	28.24	1319	412.94	4545	2202.77	5864	2615.71	376	123.00
20	Daman and Diu	55	10.32	26	91.30	449	563.74	287	650.36	736	1214.10	108	148.11
21	Dadra and Nagar	51	54.80	47	82.22	577	605.08	3848	5876.04	4425	6481.13	168	251.73
22	Andaman	49	90.20	7	0.00	56	90.20	389	2892.22	445	2982.42	2	0.10
23	Lakshadweep	18	3.98	49	13.12	388	128.51	665	205.31	1053	333.81	0	0.00
24	Manipur	11	18.92	15	213.28	161	2333.76	744	10765.22	905	13098.97	15	55.95
25	Meghalaya	3	17.05	18	774.42	104	1214.10	409	4118.40	513	5332.51	49	89.14
26	Mizoram	3	0.00	9	29.50	34	50.99	180	1046.44	214	1097.43	1	1.39
27	Nagaland	1	0.40	23	0.25	123	1318.75	141	629.31	264	1948.07	9	28.81
28	Arunachal Pradesh	0	0.00	3	77.25	52	563.64	166	2990.35	218	3553.99	15	228.73
29	Sikkim	0	0.00	2	13.63	23	149.99	389	2892.22	412	3042.20	6	73.23
	Total	98975	80570.51	107954	70448.75	1019201	735502.89	3314217	3004980.98	4333418	3740483.87	277391	196113.40
	OTHERS												
1	Coal India Limited	2369	6962.48	3040	2008.10	33728	56209.84	152563	178612.42	186291	234822.27	24010	36802.07
2	PMGSY	1391	2440.32	2447	5640.36	15323	43527.89	136163	358503.38	151486	402031.27	1285	5940.17
3	Indian Oil Corp Ltd	1252	3530.31	1497	3847.05	19904	36531.15	99135	153217.60	119039	189748.75	12637	49330.42
4	Defence PSU - Goa Shipyard Limited, Hindustan Shipyard Limited, Mishra Dhatu Nigam Limited, Mazagon Dock Limited, Bharat Electronics Limited, Garden Reach Ship Builders and Engineers Limited.	342	57.85	392	126.40	4308	2121.94	12951	5466.83	17259	7588.77	152	474.94
5	Chennai Petroleum Corp Ltd	88	0.00	74	0.00	1148	0.00	5939	13.93	7087	13.93	125	121.43
	TOTAL	120198	109230.41	137547	125159.07	1315769	1584891.71	4452083	6406739.33	5767852	7991631.04	367538	1044251.52