



eProcurement Platform



सत्यमेव जयते

<https://eprocure.gov.in>

National Informatics Centre
A-Block, Lodhi Road, CGO Complex,
Delhi-110 003
cppp-nic@nic.in

Procurement Policy Division
Department of Expenditure,
Ministry of Finance,
North Block New Delhi
cppp-doe@nic.in

Centralized 24 X 7 Telephonic
Help Desk & eMail Support
0120-4200462 / 0120-4001002
support-eproc@nic.tin

CPPP Newsletter

July 2020

Around **1,10,482 tenders worth ₹1,64,517.52 Crores** were processed in the month of July 2020 in the Central Public Procurement Portal.

Central Public Procurement Portal (CPPP) of Government of India is operational since 2012. It hosts the Government eProcurement System (GePNIC) developed by National Informatics Centre in close coordination with Department of Expenditure, Ministry of Finance. CPPP provides a single point access to all the tendering information on various procurements made across the country.

It facilitates :

ePublishing - Publishing of tender enquiries, corrigendum & award of contract details.

XML - Facilitates publishing of tender comprehensive information of other eProcurement system

eProcurement - Facilitated through – GePNIC© implemented in 550+ Central Government Ministries/ Departments and Public Sector Units, it is also being rolled out across India in 30 State Government /UTs.



सत्यमेव जयते

<https://eprocure.gov.in/>

July 2020

Important Information

Manual for Procurement of Works 2019

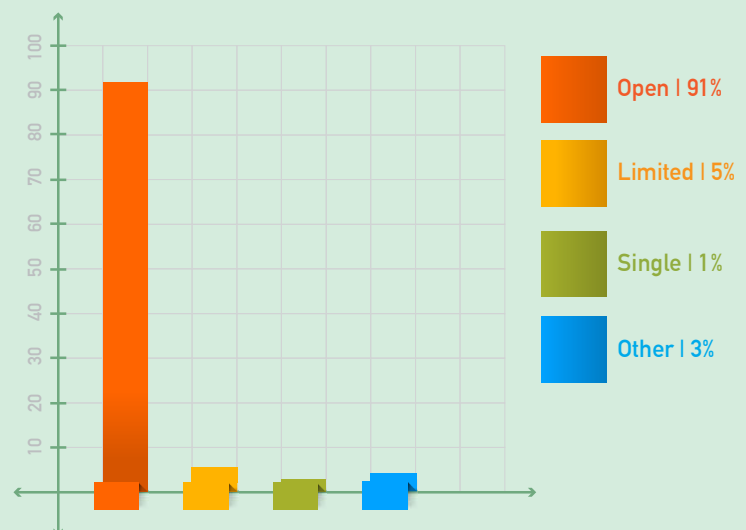
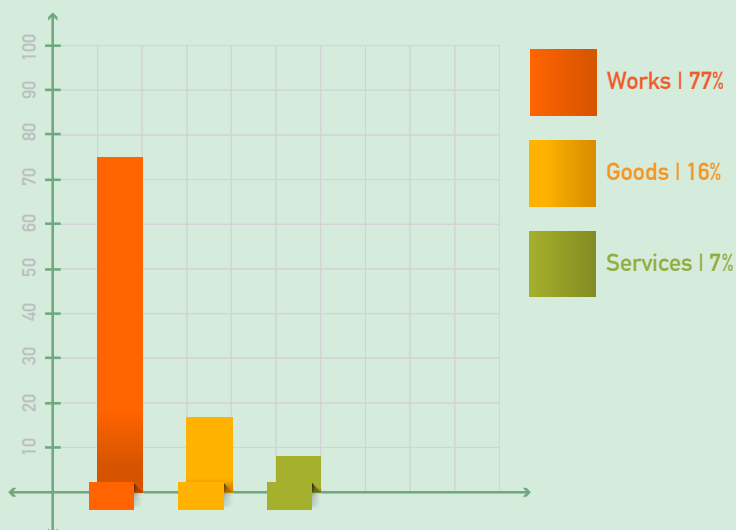
5.6.2 Extension of Tender Validity Period

The entire process of scrutiny and evaluation of tenders, preparation of ranking statement and notification of award must be done expeditiously and within the original tender validity period. The validity period should not be unreasonably long as keeping the tender unconditionally valid for acceptance for a longer period entails the risk of getting higher prices from the tenderers. If, however, due to some exceptional and unforeseen reasons, the purchase organisation is unable to decide on the placement of the contract within the original validity period, it may preferably request, before expiry of the original validity period, all the responsive tenderers to extend their tenders up to a specified period. While asking for such extension, the tenderers are also to be asked to extend their offers as it is, without any changes therein. They may also be told to extend the validity of the EMD for the corresponding additional period (which is to be specified in the request). A tenderer may not agree to such a request and this will not lead to forfeiture of its EMD. But the tenderers, who agree to extend the validity, are to do so without changing any terms, conditions, and so on, of their original tenders.

Highlight

Delivered a talk in Webinar on “Regulations for Emergency Public Procurement- Capacity Enhancement for New Age Governance” organised by ASSOCHAM India

Percentage share of Tender Category / Percentage share of Tender Type





सत्यमेव जयते

<https://eprocure.gov.in/>

July 2020

Glimpse of Major Workshop During this Month

Two days online training on e-Auction was conducted for Motor Vehicle Department (MVD), Maharashtra. 50 department officers attended the training and complete auction cycle was demonstrated.

One day onsite as well as online training on "Limited e-Auction" was conducted for the officials of National Highways Authority of India - Ministry of Road Transport and Highways.

One day online training program on eProcurement system of NIC was conducted for MPCB (Maharashtra Pollution Control Board). Five department officers attended the training session online through Microsoft Team and complete tender cycle was demonstrated.

Training over web learning was imparted to the officials from PMGSY Karnataka. 62 participants from the PMGSY attended.

One day training programme was conducted through Video Conferencing on eAuction – Single lot and Multi lot – Forward and Reverse Auction to the officials from Andaman. 12 officials participated in the training.

Webex Training was conducted on "Continues Integration and Continues Deployment (CI/CD). All CPPP team members around 46 persons in total attended the training programme.

Online awareness training on E-Publishing and E-Procurement has been conducted for Asst. Directors of Central Electricity Authority (CEA) organised by NPTI, Faridabad

Two One day training were conducted on e-Procurement for the officials of Bharat Heavy Electricals Limited - Ministry of Heavy Industries and Public Enterprises through Video Conferencing.

Online training was conducted on e-Auction for officials of Punjab State Transmission Corporation Limited through Video Conferencing.

Half day webinar session on "PMGSY eProcurement" was conducted for the benefit of PMGSY official.

eProcurement training was conducted through online NIC - WebEx platform to the officials from Electronics Corporation of Tamil Nadu (ELCOT), Chennai. 10 officials participated in the training programme.

An online training was conducted on tender cum auction facility in GePNIC portal to the officials of Mahanagar Telephone Nigam Limited - Ministry of Communications



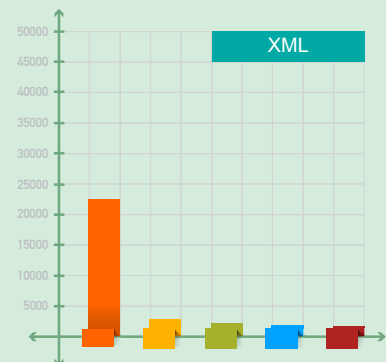
Top five eProcurement / ePublishing / XML entities for this month



- MES | 4940
- IHQ of MoD (Army)-(OSCC) | 2508
- NTPC Limited | 1359
- IHQ of MOD (Navy) | 636
- BSNL | 631



- DDP | 912
- IAF | 446
- MPPGCL | 325
- BHEL | 245
- PNB | 208



- Ministry of Railways | 22634
- CPWD | 2341
- NTPC | 1291
- BPCL | 939
- HPCL | 803



सत्यमेव जयते

<https://eprocure.gov.in/>

July 2020

Monthly Statistics and Support / Assistance (<https://eprocure.gov.in>)

# SMS Sent	19,38,135
# Mails Sent	28,63,798
# PMU Mail	1,932
# Tender	1,10,482
# Value of Tenders	₹ 1,64,517.52 Cr.
Award of Contract (AoC)	34,454
No. of Payments done through online	1,36,119
Value of payment done through online	₹ 820.90 Cr.
# Visitors this month	2,50,065
# Department Users up to the month	3,32,490
# Bidders/ Contractors up to the month	3,50,000

Daily Web Learning (eprocure.gov.in)	Mon – Fri (2.30- 4.30 PM) http://webcon.nic.in/
Centralized 24 X 7 Telephonic Help Desk & eMail Support	0120-4200462 0120-4001002 0120-4001005 support-eproc@nic.in
# Calls attended by helpdesk	38,103
# Mails handled by helpdesk	7,106
# People who attended Web Learning	349
# Tender Cum Auction	488

Joined this Month

- **Bureau of Energy Efficiency** - Ministry of Power
- **MSME Technology Centre Rohtak** - Ministry of Micro Small Medium Enterprises
- **All India Institute of Medical Sciences Bathinda** - Ministry of Health and Family Welfare
- **National Institute of Technology Srinagar** - Ministry of Education
- **Visvesvaraya National Institute of Technology Nagpur** - Ministry of Education
- **National Institute of Pharmaceutical Education and Research (NIPER) Hyderabad** - Ministry of Chemicals and Fertilizers
- **National Project Implementation Unit** - Ministry of Education
- **MSME Technology Centre Baddi** - Ministry of Micro Small Medium Enterprises
- **IHB Private Limited** - Ministry of Corporate Affairs

Published their first tender in this month

- **National High Speed Rail Corporation Limited** - Ministry of Railways
- **National Institute of Technology Srinagar** - Ministry of Education
- **National Mission for Clean Ganga** - Ministry for Water Resources, River Development and Ganga Rejuvenation
- **Railway Board** - Ministry of Railways



सत्यमेव जयते

<https://eprocure.gov.in/>

July 2020

Major Users



AIISH, National Fertilizers Limited, Dr. Ram Manohar Lohia Hospital, Ministry of Culture, VOCPT, Damodar Valley Corporation, AAICLAS, Hindustan Copper Limited, Talcher Fertilizers Limited, Telecommunications Consultants India Limited, NHRCL, Ircon International, DDA, RCFL, BSNL, NTPC Limited, AAI, NHPC Limited, EIL, NALCO, Numaligarh Refinery, NHAI, FACL, REIL, THDC, DMRC, NHDC Ltd. HSCL, MTNL, Chennai Port Trust, Mumbai Port Trust, STC, NHIDC, BCPL, ALIMCO, Bridge and Roof, ITDC, POSOCO, PDIL, IOCL, CMRL, GSL, HSL, MIDHANI, BEL, Vizag Port Trust.

Railway Board, ICMR, CWC, Labour Bureau, National Pension System Trust, EPFO, ESIC, AIIMS - New Delhi, Jodhpur, Raipur, Nagpur, Rishikesh, IIT- Delhi, Indore, Kanpur, Mandi, BHU Varanasi, Ropar IIM – Ahmedabad, Indore, Lucknow, IISER – Kolkata, Mohali, Pune, NIT - Calicut, Durgapur, Hamirpur, IWAI, National Council of Science Museums, JNU, JNPT, Film and Television Institute of India, IIST Shibpur, VMMC and Safdarjung Hospital, Jamia Millia Islamia, National Institute of Ocean Technology, IGNOU, MES, FCI, DRDO, Department of Posts, ASI, Assam Rifles, BRO, BSF, Dir. Gen. Defence Estates(HQ), DARE, Indian Army, Indian Air Force, Indian Navy, ITBP, CISF, NDRF, Delhi Police, Indian Coast Guard, NSG, SSB, Ministry of Road Transport and Highways, CRPF, Department of Revenue, IDS, DeitY, Ministry of Shipping, GSI, Development Commissioner(MSME) Directorate General Health Services - MHFW, Madras Fertilizers, ITPO, DMS.

NIC eProcurement (GePNIC) Tender Statistics for the Month of July - 2020



सत्यमेव जयते

<https://eprocure.gov.in/>

July 2020

NIC eProcurement (GePNIC) Tender Statistics for the Month of July - 2020													
Sl. No.	State/Organization	Current Financial Year - 2020-21						Financial Year 2007-08 onwards to 2019-20		Cumulative Tenders		Bid Awards 2020-21 Up to the Month	
		During the Month (July 2020)		Previous Month (June 2020)		Up to the month 2020-21		No.	Value (Rs. in crores)	No.	Value (Rs. in crores)	No.	Contract Value (Rs. in crores)
		No.	Value (Rs. in crores)	No.	Value (Rs. in crores)	No.	Value (Rs. in crores)						
1	Central Public Procurement Portal	19367	62247.84	18978	49105.15	63695	214253.06	953272	3416942.19	1016967	3631195.25	12595	35243.19
	STATES												
1	Maharashtra	14522	9289.15	14001	3179.44	44856	22939.86	946621	545982.17	991477	568922.03	19699	8573.04
2	Uttar Pradesh	13703	13993.07	18370	18740.08	66526	64798.09	643658	784261.89	710184	849059.98	9700	4280.77
3	Rajasthan	8701	6048.69	6957	7887.11	19719	25459.95	308353	582941.85	328072	608401.80	638	3103.10
4	Kerala	8159	3132.92	12634	5325.31	32443	13029.52	465659	168865.85	498102	181895.36	12509	3691.60
5	West Bengal	7227	1418.93	8641	2013.43	19883	4476.64	493916	267473.06	513799	271949.71	10126	3092.31
6	Punjab PWD	6086	3241.64	2757	776.96	11065	5073.62	85472	58117.53	96537	63191.14	3715	4742.70
7	Tamil Nadu	4984	3691.44	4868	9005.37	14051	17248.01	181771	149201.81	195822	166449.82	618	1528.07
8	Haryana	4864	5792.85	4403	2566.53	14698	12359.80	163940	98655.48	178638	111015.28	5339	2679.88
9	Madhya Pradesh	4759	12522.87	5449	28342.39	15876	48857.57	93461	148894.90	109337	197752.47	6349	22574.75
10	Jammu & Kashmir	4463	1067.10	3568	1086.39	12356	3095.09	171830	87890.67	184186	90985.76	29	15.86
11	Himachal Pradesh	1373	859.81	1210	781.07	4073	3434.01	50367	29554.45	54440	32988.46	1134	805.93
12	Odisha	1282	1786.31	2321	1607.43	6210	5183.38	302096	256913.06	308306	262096.44	5734	2195.56
13	NCT of Delhi	1132	702.42	1299	356.27	3942	1632.14	231840	107433.77	235782	109065.91	83	19.57
14	Tripura	858	337.00	634	809.51	2288	1536.57	8812	10497.16	11100	12033.73	1381	472.15
15	Uttarakhand	604	585.28	785	696.52	1993	1977.60	25862	62147.51	27855	64125.11	79	233.57
16	Chandigarh UT	585	377.51	588	489.23	1612	1178.94	65474	18076.49	67086	19255.43	315	348.11
17	Ladakh	392	125.67	113	22.76	517	153.11	412	3042.20	929	3195.31	0	0.00
18	Jharkhand	369	371.39	320	328.00	1030	1175.32	54761	253844.50	55791	255019.82	28	19.28
19	Assam	331	1075.75	516	2198.66	1607	9157.66	24888	71073.59	26495	80231.25	753	4785.68
20	Andaman	284	423.30	251	123.46	597	613.91	445	2982.42	1042	3596.33	2	1.25
21	Puducherry	148	103.29	97	57.81	273	229.87	5864	2615.71	6137	2845.59	62	25.01
22	Daman and Diu	87	169.01	56	82.15	218	462.61	736	1214.10	954	1676.72	16	10.36
23	Dadra and Nagar Haveli	53	224.18	41	19.94	168	423.93	4425	6481.13	4593	6905.06	27	14.60
24	Manipur	38	100.53	57	124.39	121	427.10	905	13098.97	1026	13526.07	7	93.52
25	Lakshadweep	34	18.94	21	1.18	81	28.48	1053	333.81	1134	362.30	0	0.00
26	Meghalaya	5	4.21	12	111.20	21	115.41	513	5332.51	534	5447.92	6	6.28
27	Nagaland	3	4.60	12	0.00	22	14.90	264	1948.07	286	1962.97	10	1.70
28	Mizoram	2	0.00	3	0.00	10	29.50	214	1097.43	224	1126.93	1	0.00
29	Sikkim	2	48.50	1	4.48	3	52.98	412	3042.20	415	3095.18	0	0.00
30	Arunachal Pradesh	0	0.00	3	33.28	5	43.18	218	3553.99	223	3597.18	3	23.79
	Total	85050	67516.37	89988	86770.36	276264	245208.78	4334242	3746568.28	4610506	3991777.05	78363	63338.45
	OTHERS												
1	Coal India Limited	2666	22595.06	2843	8700.90	9255	47895.73	186291	234822.27	195546	282718.00	6986	12959.31
2	Indian Oil Corp Ltd	1586	6052.96	1649	5157.21	5859	16210.76	119039	189748.75	124898	205959.52	3265	29272.94
3	PMGSY	1347	5816.23	2448	5347.45	5795	15754.86	151486	402031.27	157281	417786.13	341	1185.19
4	Defence PSU - Goa Shipyard Limited, Hindustan Shipyard Limited, Mishra Dhatu Nigam Limited, Mazagon Dock Limited, Bharat Electronics Limited, Garden Reach Ship Builders and Engineers Limited.	391	289.04	357	424.26	998	952.67	17259	7588.77	18257	8541.44	39	195.09
p	Chennai Petroleum Corp Ltd	75	0.00	71	0.00	253	0.00	7087	13.93	7340	13.93	36	27.96
	TOTAL	110482	164517.52	116334	155505.33	362119	540275.86	5768676	7997715.45	6130795	8537991.31	101625	142222.13