



सत्यमेव जयते

<https://eprocure.gov.in>

National Informatics Centre
A-Block, CGO Complex
Lodhi Road, Delhi-110 003
cphp-nic@nic.in

Procurement Policy Division
Department of Expenditure
Ministry of Finance
North Block New Delhi
cphp-doe@nic.in

Centralized 24 X 7 Telephonic
Help Desk & eMail Support
0120-4200462 / 0120-4001002
support-eproc@nic.in



eProcurement Platform

CPPP Newsletter

September 2020

Around **1,10,907 tenders** worth **₹1,40,164.71 Crores** were processed in the month of September 2020 in the Central Public Procurement Portal.

Central Public Procurement Portal (CPPP) of Government of India is operational since 2012. It hosts the Government eProcurement System (GePNIC®) developed by National Informatics Centre in close coordination with Department of Expenditure, Ministry of Finance. CPPP provides a single point access to all the tendering information on various procurements made across the country.

It facilitates :

ePublishing - Publishing of tender enquiries, corrigendum & award of contract details.

XML - Facilitates publishing of tender comprehensive information of other eProcurement system

eProcurement - Facilitated through – GePNIC® implemented in 600 around Central Government Ministries/ Departments and Public Sector Units, it is also being rolled out across India in 30 State Government /Union Territories.



सत्यमेव जयते

<https://eprocure.gov.in>

September 2020

Important Information

Guidelines regarding Transparency, Competition, Fairness and Elimination of Arbitrariness in the Procurement Process - (Please refer GFR 2017, Rule 173 xviii)

The name of the successful bidder awarded the contract should be mentioned in the CPP Portal, Ministries or Departments website and their notice board or bulletin.

Note : Departments may make sure that above rule is implemented.

**Rule 163
of
GFR 2017**

Highlight

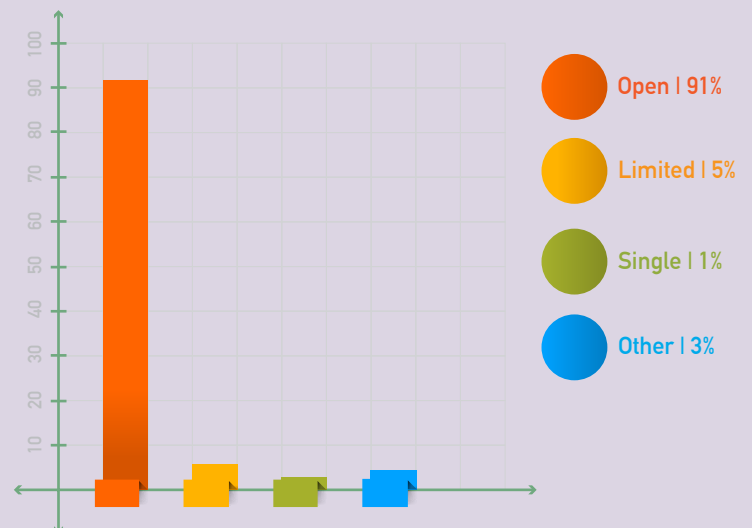
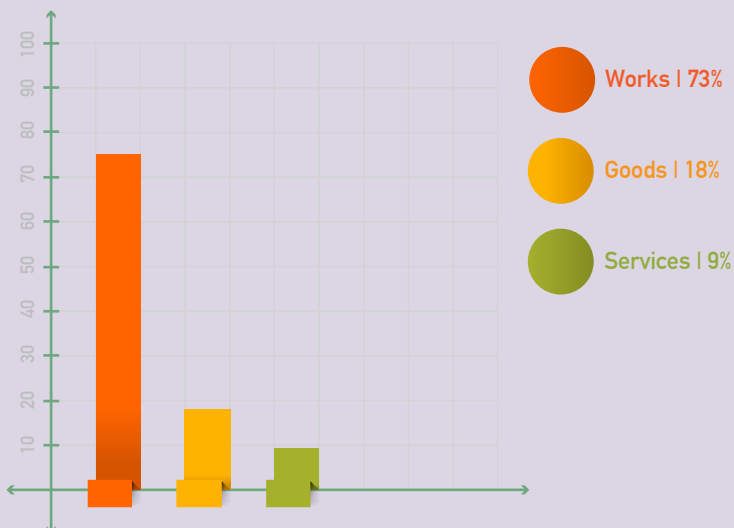
GePNIC® system complies with the requirements stipulated in the MDB Guidelines. The system has been accepted for use under National and International Competitive Bidding for Goods, Works, Non-Consultancy services and Consultancy services under World Bank financed projects.

The objective of the assessment was to validate the system compliance with Electronic Procurement Requirements of Multilateral Development Banks (MDB) Financed Operations dated July 2019. MDB guidelines focusses on five pillars: (i) technological/brand neutrality; (ii) technical standards and interoperability; (iii) security; (iv) ensuring audit trail; and (v) cost and ease of participation by bidders.

The system is cleared for use in tenders under national and international competition for Goods, works, Non-Consultancy services and Consultancy services under World Bank funded projects.



Percentage share of Tender Category / Percentage share of Tender Type





सत्यमेव जयते

<https://eprocure.gov.in>

September 2020

Glimpse of Major Workshop During this Month

Half day training conducted for the officials of Indian Army for sensitisation of NDA tender flow.

Half day training was conducted on Tender cum Auction for the officials of BHEL.

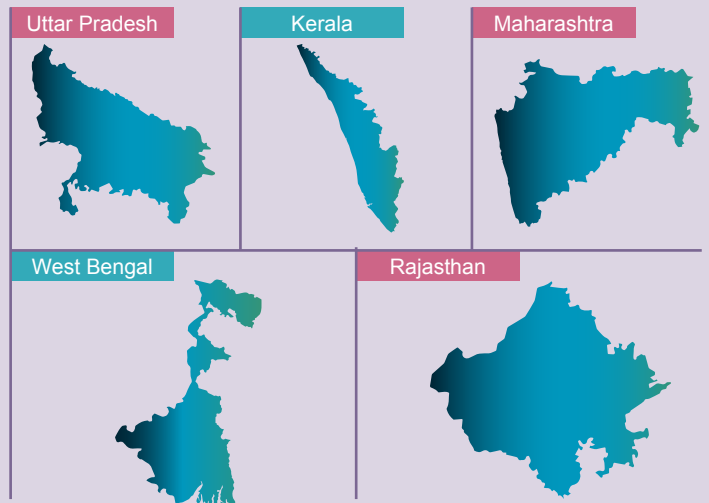
One day training program on eAuction system was conducted for M.S.R.T.C Bidders.

3 days training programme on eProcurement at National Council of Science Museums, Kolkata.

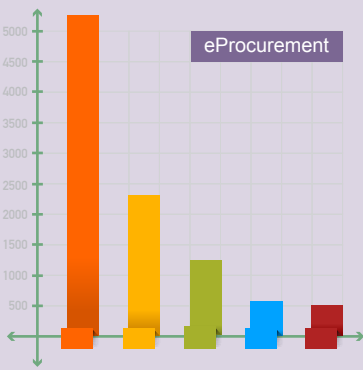
One day training was conducted on NIC eProcurement system for the officials of 1. WAPCOS Ltd, 2. GGM Science College, Jammu (Higher Education Department), 3. Ahmednagar Municipal Corporation, Maharashtra, 4. Bhiwandi-Nizampur City Municipal Corporation, Maharashtra

Top 5 States (No. of Tenders)

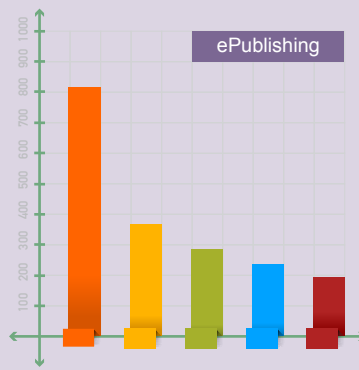
States	No. of Tenders
Uttar Pradesh	14344
Kerala	10826
Maharashtra	9946
West Bengal	9278
Rajasthan	7111



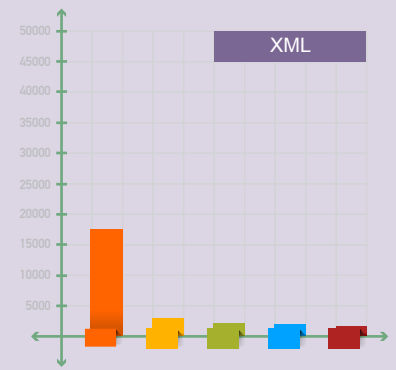
Top five eProcurement / ePublishing / XML entities for this month



- MES | 5460
- IHQ of MoD (Army)-(OSCC) | 2351
- NTPC Limited | 1233
- Department of Defence Research & Development | 603
- IHQ of MOD (Navy) | 532



- DDP | 829
- IAF | 364
- BHEL | 284
- MPPGCL | 232
- IHQ of MoD (Army) | 197



- Ministry of Railways | 17352
- CPWD | 2371
- NTPC | 1026
- Directorate of Purchase & Stores, DAE | 953
- HPCL | 841



सत्यमेव जयते

<https://eprocure.gov.in>

September 2020

Monthly Statistics and Support / Assistance (<https://eprocure.gov.in>)

# SMS Sent	19,02,426
# Mails Sent	27,43,787
# PMU Mail	1,895
# Tender	1,10,907
# Value of Tenders	₹ 1,40,167.71 Cr.
Award of Contract (AoC)	33,168
No. of Payments done through online	1,35,651
Value of payment done through online	₹ 933.90 Cr.
# Visitors this month	~ 23,52,125
# Department Users up to the month	3,45,414
# Bidders/ Contractors up to the month	3,50,000

Daily Web Learning (eprocure.gov.in)	Mon – Fri (2.30- 4.30 PM) http://webcon.nic.in/
Centralized 24 X 7 Telephonic Help Desk & eMail Support	0120-4200462 0120-4001002 0120-4001005 support-eproc@nic.in
# Calls attended by helpdesk	40,028
# Mails handled by helpdesk	5,323
# People who attended Web Learning	220
# Tender Cum Auction	572

Joined this Month

- **Entrepreneurship Development Institute of India** - Ministry of MSME.
- **Indian Railway Finance Corporation Ltd.** - Ministry of Railways
- **WAPCOS Limited** - Ministry of Jal Shakti
- **National Pharmaceutical Pricing Authority** - Ministry of Chemicals & Fertilizers
- **Investor Education Protection Fund Authority (IEPFA)** - Ministry of Corporate Affairs
- **National Institute of Technology Karnataka (NITK) Surathkal** - Ministry of Education
- **Cochin Shipyard Ltd.** - Ministry of Shipping
- **AIIMS Deogarh** - Ministry of Health & Family Welfare

Procuring entities floated first tender in this month

- **All India Institute of Speech & Hearing**
- **Entrepreneurship Development Institute of India**
- **National Institute of Social Defence**
- **National Project Implementation Unit** - World Bank Tenders


TOOL TIP

Note for TIAs

Option of 2 of 2 Bid Opener will be discontinued shortly.



सत्यमेव जयते

<https://eprocure.gov.in>

September 2020

Major Users

Talcher Fertilizers Limited, Telecommunications Consultants India Limited, NHRCL, Ministry of Culture, VOCPT, AIISH, National Fertilizers Limited, Dr. Ram Manohar Lohia Hospital, Damodar Valley Corporation, AAICLAS, Hindustan Copper Limited, Ironcon International, DDA, RCFL, BSNL, NTPC Limited, AAI, NHPC Limited, EIL, NALCO, Numaligarh Refinery, NHAI, FACL, REIL, THDC, DMRC, NHDC Ltd. HSCL, MTNL, Chennai Port Trust, Mumbai Port Trust, STC, NHIDC, BCPL, ALIMCO, Bridge and Roof, ITDC, POSOCO, PDIL, IOCL, CMRL, GSL, HSL, MIDHANI, BEL, Vizag Port Trust.

Railway Board, ICMR, CWC, Labour Bureau, National Pension System Trust, EPFO, ESIC, AIIMS - New Delhi, Jodhpur, Raipur, Nagpur, Rishikesh, IIT-Delhi, Indore, Kanpur, Mandi, BHU Varanasi, Ropar IIM – Ahmedabad, Indore, Lucknow, IISER – Kolkata, Mohali, Pune, NIT - Calicut, Durgapur, Hamirpur, IWAI, National Council of Science Museums, JNU, JNPT, Film and Television Institute of India, IEST Shibpur, VMMC and Safdarjung Hospital, Jamia Millia Islamia, National Institute of Ocean Technology, IGNOU, MES, FCI, DRDO, Department of Posts, ASI, Assam Rifles, BRO, BSF, Dir. Gen. Defence Estates(HQ), DARE, Indian Army, Indian Air Force, Indian Navy, ITBP, CISF, NDRF, Delhi Police, Indian Coast Guard, NSG, SSB, Ministry of Road Transport and Highways, CRPF, Department of Revenue, IDS, DeitY, Ministry of Shipping, GSI, Development Commissioner(MSME) Directorate General Health Services - MHFW, Madras Fertilizers, ITPO, DMS.





सत्यमेव जयते

https://eprocure.gov.in

September 2020

NIC eProcurement (GePNIC) Tender Statistics for the Month of Sep. 2020

NIC eProcurement (GePNIC) Tender Statistics for the Month of September - 2020													
Sl. No.	State/Organization	Current Financial Year - 2020-21					Financial Year 2007-08 onwards to 2019-20		Cumulative Tenders		Bid Awards 2020-21 Up to the Month		
		During the Month (September 2020)		Previous Month (August 2020)		Up to the month 2020-21		No.	Value (Rs. in crores)	No.	Value (Rs. in crores)	No.	Contract Value (Rs. in crores)
		No.	Value (Rs. in crores)	No.	Value (Rs. in crores)	No.	Value (Rs. in crores)						
1	Central Public Procurement Portal	19746	50093.88	16966	83571.68	100407	347918.63	953272	3416942.19	1053679	3764860.81	22484	47905.18
	STATES												
1	Uttar Pradesh	14344	16152.78	12779	15158.26	93649	96109.13	643658	784261.89	737307	880371.02	15362	6994.89
2	Kerala	10826	10731.16	10464	4127.10	53733	27887.78	465659	168865.85	519392	196753.63	22185	8159.69
3	Maharashtra	9946	2885.93	10480	2426.93	65282	28252.71	946621	545982.17	1011903	574234.88	32496	12192.23
4	West Bengal	9278	3301.49	6104	2048.59	35265	9826.72	493916	267473.06	529181	277299.78	17565	4827.84
5	Rajasthan	7111	4535.32	8397	7140.79	35227	37136.06	308353	582941.85	343580	620077.92	1150	3737.48
6	Madhya Pradesh	5981	9306.72	4319	5155.21	26176	63319.51	93461	148894.90	119637	212214.41	11040	24956.37
7	Haryana	5446	2852.50	4380	2064.01	24524	17276.31	163940	98655.48	188464	115931.79	9185	4286.59
8	Jammu & Kashmir	4917	5293.00	3292	996.77	20565	9384.86	171830	87890.67	192395	97275.52	133	42.83
9	Tamil Nadu	4480	2958.62	4499	4834.48	23030	25041.11	181771	149201.81	204801	174242.92	1248	3536.15
10	Punjab PWD	3340	874.53	3583	3607.83	17988	9555.98	85472	58117.53	103460	67673.51	6496	9125.18
11	Odisha	1872	924.25	1707	767.33	9789	6874.97	302096	256913.06	311885	263788.03	7193	3283.18
12	Himachal Pradesh	1355	868.70	1067	726.44	6495	5029.16	50367	29554.45	56862	34583.61	1837	1359.63
13	NCT of Delhi	1224	1568.93	1044	796.71	6210	3997.79	231840	107433.77	238050	111431.56	253	74.53
14	Ladakh	1010	313.57	773	274.58	2300	741.26	412	3042.20	2712	3783.46	40	4.54
15	Uttarakhand	635	1141.73	618	829.06	3246	3948.40	25862	62147.51	29108	66095.90	143	409.70
16	Assam	515	2727.00	369	3054.84	2491	14939.50	24888	71073.59	27379	86013.08	1596	6861.71
17	Tripura	440	185.11	562	365.55	3290	2087.23	8812	10497.16	12102	12584.38	2157	829.04
18	Andaman	404	122.70	139	289.31	1140	1025.92	445	2982.42	1585	4008.34	24	4.33
19	Chandigarh UT	392	290.88	316	264.66	2320	1734.48	65474	18076.49	67794	19810.96	579	858.79
20	Puducherry	188	81.49	107	44.97	568	356.34	5864	2615.71	6432	2972.05	133	95.48
21	Jharkhand	129	269.30	141	59.24	1300	1503.86	54761	253844.50	56061	255348.36	42	21.06
22	Manipur	106	517.21	31	123.03	258	1067.34	905	13098.97	1163	14166.31	14	857.98
23	Dadra and Nagar Haveli	71	92.45	61	15.20	300	531.59	4425	6481.13	4725	7012.72	48	142.15
24	Lakshadweep	65	41.99	42	13.81	188	84.28	1053	333.81	1241	418.10	14	0.60
25	Daman and Diu	55	204.91	34	136.11	307	803.64	736	1214.10	1043	2017.74	38	85.70
26	Arunachal Pradesh	13	1123.01	21	307.33	39	1473.52	218	3553.99	257	5027.52	3	23.79
27	Mizoram	11	6.77	0	0.00	21	36.27	214	1097.43	235	1133.70	1	0.00
28	Sikkim	7	18.65	4	253.51	14	325.14	412	3042.20	426	3367.34	0	0.00
29	Meghalaya	6	23.50	4	46.86	31	185.77	513	5332.51	544	5518.28	12	9.08
30	Nagaland	1	0.00	0	0.00	23	14.90	264	1948.07	287	1962.97	21	8.72
	Total	84168	69414.22	75337	55928.52	435769	370551.51	4334242	3746568.28	4770011	4117119.79	131008	92789.24
	OTHERS												
1	Coal India Limited	2650	12204.59	2323	9442.41	14228	69542.73	186291	234822.27	200519	304365.00	11159	25187.27
2	PMGSY	2157	4283.68	1495	2880.21	9447	22918.75	151486	402031.27	160933	424950.02	478	1807.18
3	Indian Oil Corp Ltd	1680	3833.96	1451	4930.98	8990	24975.70	119039	189748.75	128029	214724.45	5099	33356.04
4	Defence PSU - Goa Shipyard Limited, Hindustan Shipyard Limited, Mishra Dhatu Nigam Limited, Mazagon Dock Limited, Bharat Electronics Limited, Garden Reach Ship Builders and Engineers Limited.	402	334.15	322	289.72	1722	1576.55	17259	7588.77	18981	9165.32	67	233.32
5	Chennai Petroleum Corp Ltd	100	0.00	95	0.00	448	0.00	7087	13.93	7535	13.93	54	31.12
6	Bharat Heavy Electricals Limited	4	0.23	2	0.00	8	3.39	0	0.00	8	3.39	0	0.00
	TOTAL	110907	140164.71	97991	157043.52	571019	837487.25	5768676	7997715.45	6339695	8835202.70	170349	201309.34