

CPPP Newsletter

February 2021

In the month of February 2021
1.42 Lakh tenders were processed
worth around ₹ 1.34 Lakh Crores.

Central Public Procurement Portal (CPPP)

of Government of India is operational since 2012. It hosts the Government eProcurement System (GePNIC®) developed by National Informatics Centre in close coordination with Department of Expenditure, Ministry of Finance. CPPP provides a single point access to all the tendering information on various procurements made across the country.

It facilitates :

ePublishing - Publishing of tender enquiries, corrigendum & award of contract details.

XML - Facilitates publishing of tender comprehensive information of other eProcurement system

eProcurement - Facilitated through – GePNIC® implemented in 600 around Central Government Ministries/ Departments and Public Sector Units, it is also being rolled out across India in 30 State Government /Union Territories.



<https://eprocure.gov.in>

National Informatics Centre
A-Block, CGO Complex
Lodhi Road, Delhi-110 003
cppp-nic@nic.in

Procurement Policy Division
Department of Expenditure
Ministry of Finance
North Block New Delhi
cppp-doe@nic.in

Centralized 24 X 7 Telephonic
Help Desk & eMail Support
0120-4200462 / 0120-4001002
support-eproc@nic.in

Total
Tenders
69 Lakhs

Value of
Tenders
₹ 96.07 Lakh
Crores



Important Information

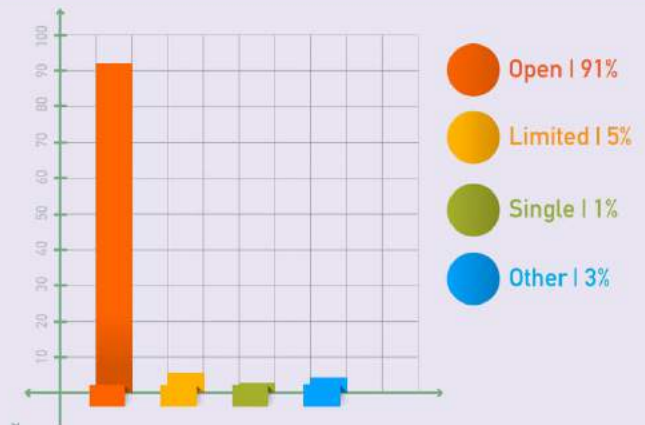
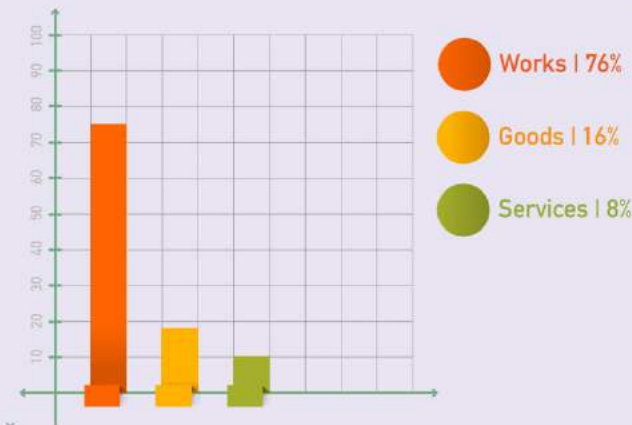
Recent OM Issued

On account of slowdown in economy due to the pandemic Department of Expenditure, Ministry of Finance has issued an OM No. F.9/4/2020-PPD dated 12th November 2020

- It is decided to reduce Performance Security from existing 5-10% to 3% of the value of the contract for all tenders / contracts issued / concluded till 31st December, 2021.
- No provisions regarding Bid Security also known as Earnest Money Deposit should be kept in the Bid Documents in future and only provision for Bid Security Declaration should be kept in the Bid Documents for all tenders issued till 31st December, 2021.

For detail information, please refer the OM

Percentage share of Tender Category / Percentage share of Tender Type



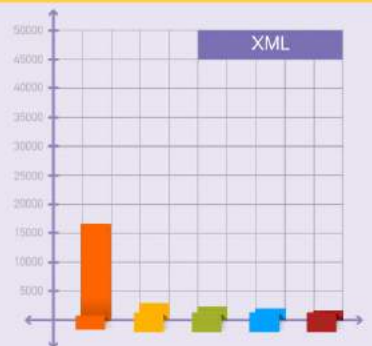
Top five eProcurement / ePublishing / XML entities for this month



- MES | 5010
- IHQ of MoD (Army)-(OSCC) | 2753
- Council of Scientific and Industrial Research | 805
- NTPC Limited | 770
- Department of Defence Research & Development | 700



- Department of Defence Production | 519
- Indian Institute of Technology Madras | 310
- Western Coalfields Limited | 269
- IHQ of MoD (Army) | 268
- MPPGCL | 266



- Ministry of Railways | 16473
- CPWD | 2812
- Directorate of Purchase and Stores, DAE | 1168
- HPCL | 863
- BPCL | 861



सत्यमेव जयते

<https://eprocure.gov.in>

February 2021

Glimpse of Major Workshop During this Month

Two Training program on eProcurement at Anna Institute of Management.

One day training on eProcurement for official of Building Centre Srinagar, Govt. Medical College Srinagar and Department of Social Welfare at DC Office Srinagar.



One day training on eProcurement to the officials of Uttar Pradesh Metro Rail Corporation.

Presentation & Demo on eAuction to O/O Secretary to CM, Goa and NIC officials of Goa.



One day training on eProcurement to the officials of National Projects Construction Corporation Limited.

Three days training to officials from Tamil Nadu Electricity Board on Tender Flow, eAuction and Tender cum Auction.

Two Days Training on e-procurement for Shri Mata Vaishno Devi Shrine Board at Kalika Dham, SMVDSB, Jammu.

Three half day training on eProcurement organized by Arun Jaitley National Institute of Financial Management.



A demonstration-cum-training session, on eProcurement modules for Technical Assistants (newly recruited) for Punjab Govt's IT Cadre employees at O/o DGR, Mohali.



सत्यमेव जयते

<https://eprocure.gov.in>

February 2021

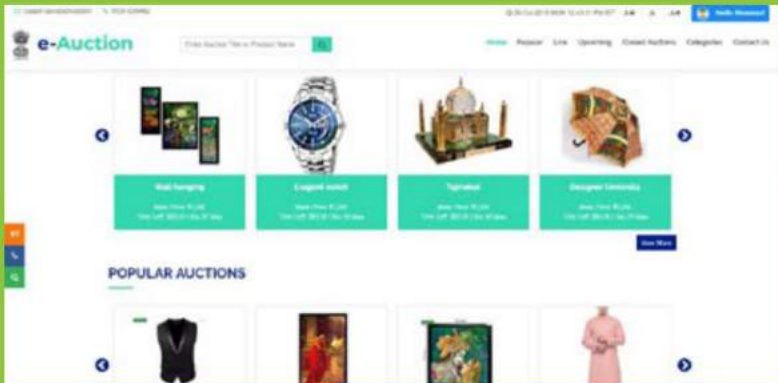
Highlights

PM Mementos Auction Conferred With "Award Of Appreciation" In The 18th CSI SIG eGovernance Awards 2020



Hon'ble CM, UP presented " Award of Appreciation " for "PM Mementoes Auction " in the 18th CSI SIG eGovernance Awards 2020 on 12th Feb. 2021 at Lucknow, UP.

As per the direction of Prime Minister's Office, NIC had developed an online e-auction portal (<https://pmmementos.gov.in>) in collaboration with Ministry of Culture for auctioning the mementos presented to Hon'ble Prime Minister.



Central Public Procurement Portal (CPPP) Conferred with "Award of Excellence" in the 18th CSI SIG eGovernance Awards 2020

Hon'ble Chief Minister, Uttar Pradesh presided over 18th CSI SIG eGovernance Awards 2020 function held on 12th Feb., 2021 at Lucknow, UP & conferred "Award of Excellence" to Central Public Procurement Portal (CPPP) Project. Central Public Procurement Portal (<https://eprocure.gov.in/cppp/>) is a platform which acts as a single point for dissemination of all Public Procurement information and facilitates electronic procurement across India.





सत्यमेव जयते

<https://eprocure.gov.in>

February 2021

Monthly Statistics and Support / Assistance (<https://eprocure.gov.in>)

# SMS Sent	25,47,596	Daily Web Learning (eprocure.gov.in)	Mon – Fri (2.30- 4.30 PM) http://webcon.nic.in/
# Mails Sent	33,07,311	Centralized 24 X 7 Telephonic Help Desk & eMail Support	0120-4200462 0120-4001002 0120-4001005 support-eproc@nic.in
# PMU Mail	1,675	# Calls attended by helpdesk	31,540
# Tender	1,42,088	# Mails handled by helpdesk	4,806
# Value of Tenders	₹ 1,34,265.56 Cr.	# Tender Cum Auction	711
Award of Contract (AoC)	41,408	# People who attended Web Learning	280
No. of Payments done through online	1,99,928		
Value of payment done through online	₹ 1606.41 Cr.		
# Visitors this month	1,35,568		
# Department Users up to the month	3,64,841		
# Bidders/ Contractors up to the month	3,80,000		

Joined this Month

- **Lal Bahadur Shastri National Academy of Administration** - Ministry of Personnel, PG and Pensions
- **Nuclear Recycle Board** - Department of Atomic Energy
- **Nuclear Fuel Complex** - Department of Atomic Energy
- **Heavy Water Board** - Department of Atomic Energy
- **Raja Ramanna Centre for Advanced Technology Indore** - Department of Atomic Energy
- **IREL (INDIA) Limited** - Department of Atomic Energy
- **Uranium Corporation of India Limited** - Department of Atomic Energy
- **Institute of Plasma Research** - Department of Atomic Energy
- **Bhabha Atomic Research Centre** - Department of Atomic Energy
- **Madhya Pradesh Metro Rail Corporation** - Ministry of Housing and Urban Affairs
- **National Commission for Minorities** - Ministry of Minority Affairs

Procuring entities floated first tender in this month

Chennai Metro Rail Limited - ADB Tenders | IHB Private Limited | Indian Institute of Entrepreneurship | Madhya Pradesh Metro Rail Corporation Limited | National Projects Construction Corporation Limited | Ratnagiri Gas and Power Pvt. Ltd. | South Delhi Municipal Corporation



सत्यमेव जयते

<https://eprocure.gov.in>

Major Users

February 2021

POSOCO, PDIL, IOCL, CMRL, GSL, HSL, National Fertilizers Limited, Numaligarh Refinery, NHAI, FACL, REIL, THDC, DMRC, NHDC Ltd. HSCL, MTNL, Chennai Port Trust, Mumbai Port Trust, STC, NHDC, BCPL, ALIMCO, Bridge and Roof, ITDC, Dr. Ram Manohar Lohia Hospital, Talcher Fertilizers Limited, Telecommunications Consultants India Limited, NHRCL, Ministry of Culture, VOCPT, AIISH. Damodar Valley Corporation, AAICLAS, Hindustan Copper Limited, Ircn International, DDA, RCFL, BSNL, NTPC Limited, AAI, NHPC Limited, EIL, NALCO, MIDHANI, BEL, Vizag Port Trust.

Railway Board, ICMR, CWC, Labour Bureau, National Pension System Trust, EPFO, ESIC, AIIMS - New Delhi, Jodhpur, Raipur, Nagpur, Rishikesh, IIT-Delhi, Indore, Kanpur, Mandi, BHU Varanasi, Ropar IIM – Ahmedabad, Indore, Lucknow, IISER – Kolkata, Mohali, Pune, NIT - Calicut, Durgapur, Hamirpur, IWAI, National Council of Science Museums, JNU, JNPT, Film and Television Institute of India, IEST Shibpur, VMMC and Safdarjung Hospital, Jamia Millia Islamia, National Institute of Ocean Technology, IGNOU, MES, FCI, DRDO, Department of Posts, ASI, Assam Rifles, BRO, BSF, Dir. Gen. Defence Estates(HQ), DARE, Indian Army, Indian Air Force, Indian Navy, ITBP, CISF, NDRF, Delhi Police, Indian Coast Guard, NSG, SSB, Ministry of Road Transport and Highways, CRPF, Department of Revenue, IDS, DeitY, Ministry of Shipping, GSI, Development Commissioner(MSME) Directorate General Health Services - MHFW, Madras Fertilizers, ITPO, DMS.





समृद्धि जयते

<https://eprocure.gov.in>

NIC eProcurement (GePNIC) Tender Statistics for the Month of February 2021

February 2021

S.No.	State Organization	Current Financial Year - 2020-21						Financial Year 2007-08 onwards to 2019-20		Cumulative Tenders		Bid Awards 2020-21 Up to the Month	
		During February 2021		Previous Month January 2021		Upto the Month 2020-21		No.	Value (In Rs. Cr.)	No.	Value (In Rs. Cr.)	No.	Value (In Rs. Cr.)
		No.	Value (In Rs. Cr.)	No.	Value (In Rs. Cr.)	No.	Value (In Rs. Cr.)						
	Central Public Procurement Portal	19376	27074.60	19297	64309.59	195779	688841.48	953272	3416942.19	1149051	4105783.67	47340	74478.46
	States												
1	Maharashtra	21838	10097.08	15470	8974.38	133928	61041.51	946621	545982.17	1080549	607023.68	59283	40462.35
2	Uttar Pradesh	19278	13741.39	14008	13901.39	170841	164391.10	643658	784261.89	814499	948652.99	28118	12641.93
3	West Bengal	17175	6331.08	21754	6735.95	101627	37068.86	493916	267473.06	595543	304541.92	43946	17983.26
4	Kerala	12238	8280.01	8923	7015.55	94711	54113.59	465659	168865.85	560370	222979.43	44577	156993.81
5	Jammu & Kashmir	7346	1688.22	4144	1269.61	45401	16309.22	171830	87890.67	217231	104199.89	268	59.45
6	Tamil Nadu	7004	12254.20	3544	6046.55	42044	57932.16	181771	149201.81	223815	207133.98	3957	16872.31
7	Madhya Pradesh	6034	6543.62	5256	7926.87	49421	88419.23	93461	148894.90	142882	237314.13	23403	44995.53
8	Rajasthan	4474	5149.76	4158	3740.93	58959	65826.95	308353	582941.85	367312	648768.81	2413	6444.09
9	Haryana	4023	2214.25	4231	3304.41	42925	29497.51	163940	98655.48	206865	128152.99	17534	9500.94
10	Odisha	3086	2475.01	3461	3819.60	25438	20207.38	302096	256913.06	327534	277120.44	14791	8949.44
11	NCT of Delhi	2090	1501.05	1789	2122.64	13943	10318.94	231840	107433.77	245783	117752.71	789	307.60
12	Punjab PWD	1783	1365.55	2326	1221.04	31569	16223.70	85472	58117.53	117041	74341.23	14050	17766.66
13	Himachal Pradesh	1709	1383.50	827	698.90	12702	13271.76	50367	29554.45	63069	42826.21	3248	3206.15
14	Assam	1523	5589.46	1198	4756.34	6751	39450.88	24888	71073.59	31639	110524.47	3091	12346.50
15	Uttarakhand	1508	3387.77	861	1587.19	8028	12572.57	25862	62147.51	33890	74720.08	403	832.50
16	Jharkhand	1223	3541.33	653	1836.66	4986	10095.55	54761	253844.50	59747	263940.05	69	81.67
17	Tripura	794	505.80	976	583.27	7266	4163.91	8812	10497.16	16078	14661.07	4514	2229.63
18	Ladakh	653	281.34	797	419.32	5759	2294.36	412	3042.20	6171	5336.56	335	60.89
19	Chandigarh UT	552	240.55	421	54.82	4353	2516.59	65474	18076.49	69827	20593.08	1428	1184.35
20	Andaman	366	160.72	297	166.75	2492	3228.99	445	2982.42	2937	6211.41	254	40.76
21	Puducherry	272	66.05	211	70.10	1688	677.83	5864	2615.71	7552	3293.54	579	191.83
22	Daman and Diu	53	173.85	46	225.92	570	2381.73	736	1214.10	1306	3595.83	71	197.58
23	Dadra & Nagar Haveli	47	94.27	41	566.50	534	2042.85	4425	6481.13	4959	8523.97	85	209.05
24	Manipur	31	2040.73	44	479.69	454	8618.62	905	13098.97	1359	21717.59	19	867.66
25	Lakshadweep	29	401.54	40	11.65	337	538.93	1053	333.81	1390	872.75	14	0.60
26	Arunachal Pradesh	21	1186.46	18	177.01	105	2970.50	218	3553.99	323	6524.49	9	107.10
27	Sikkim	12	47.76	3	125.44	54	634.49	412	3042.20	466	3676.69	3	123.20
28	Meghalaya	5	48.93	2	1.61	56	732.83	513	5332.51	569	6065.34	26	399.86
29	Nagaland	3	0.25	7	27.56	56	139.00	264	1948.07	320	2087.07	33	29.67
30	Mizoram	1	0.00	0	0.00	31	36.27	214	1097.43	245	1133.70	3	0.00
	Total	115171	90791.53	95506	77867.68	867029	727717.81	4334242	3746568.28	5201271	4474286.09	267313	355086.39
	Others												
1	Coal India Ltd.	3640	6571.22	3113	4542.25	28697	97636.31	186291	234822.27	214988	332458.58	20666	55115.27
2	PMGSY	1404	4843.50	2124	6186.30	16803	44522.35	151486	402031.27	168289	446553.62	1444	5074.49
3	Indian Oil Corp Ltd.	1299	4082.24	1671	4056.59	16538	46528.97	119039	189748.75	135577	236277.72	9852	44437.24
4	Bharat Heavy Electricals Ltd.	783	713.28	793	519.95	2293	1582.60	0	0.00	2293	1582.60	80	131.39
5	Defence PSU	312	189.18	370	153.58	3593	3202.41	17259	7588.77	20852	10791.17	192	353.07
6	Chennai Petroleum Corp Ltd.	103	0.00	58	0.00	865	0.00	7087	13.93	7952	13.93	101	45.82
	Total	142088	134265.56	122932	157635.93	1131597	1610031.93	5768676	7997715.45	6900273	9607747.382	34698	534722.13

Serial No. 5 Defence PSU comprises of Goa Shipyards Limited, Hindustan Shipyards Limited, Mishra Dhatu Nigam Limited, Mazagon Dock Limited, Bharat Electronics Limited, Garden Reach Ship Builders and Engineers Limited.