

CPPP Newsletter

April 2021



सत्यमेव जयते

<https://eprocure.gov.in>

National Informatics Centre
A-Block, CGO Complex
Lodhi Road, Delhi-110 003
cphp-nic@nic.in

Procurement Policy Division
Department of Expenditure
Ministry of Finance
North Block New Delhi
cphp-doe@nic.in

Centralized 24 X 7
Telephonic Help Desk &
eMail Support
0120-4200462
0120-4001002
support-eproc@nic.in

In the month of April 2021 approximately
75 Thousand tenders were processed worth
around **₹ 87 Thousand Crores**.

Central Public Procurement Portal (CPPP) of Government of India is operational since 2012. It hosts the Government eProcurement System (GePNIC®) developed by National Informatics Centre in close coordination with Department of Expenditure, Ministry of Finance. CPPP provides a single point access to all the tendering information on various procurements made across the country.

It facilitates :

ePublishing - Publishing of tender enquiries, corrigendum & award of contract details.

XML - Facilitates publishing of tender comprehensive information of other eProcurement system

eProcurement - Facilitated through – GePNIC® implemented in 600 around Central Government Ministries/ Departments and Public Sector Units, it is also being rolled out across India in 30 State Government /Union Territories.

Total Tenders
71.06 Lakhs

Value of Tenders
₹ 98.18 Lakh Crores

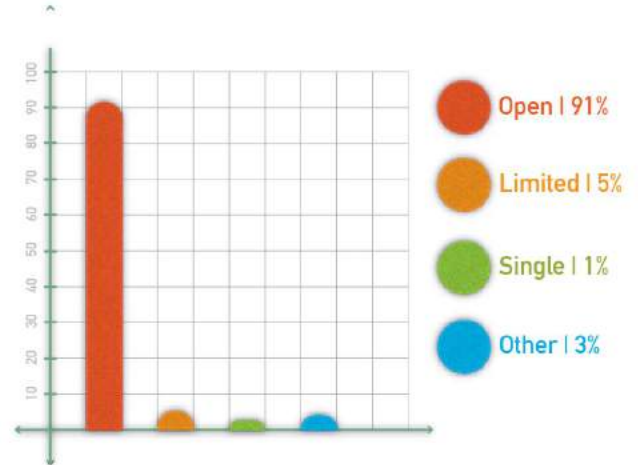
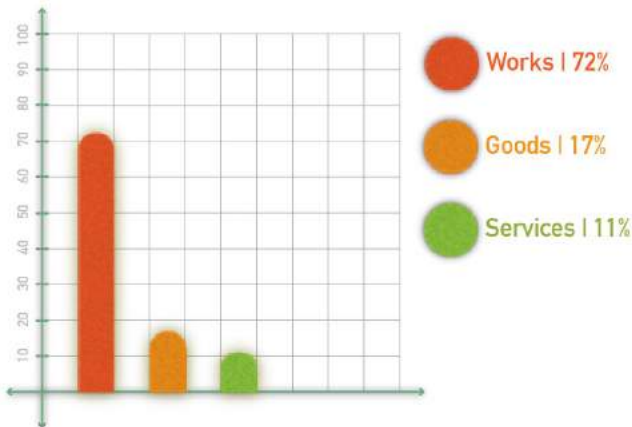


सत्यमेव जयते

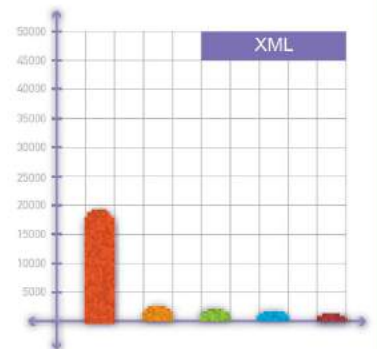
<https://eprocure.gov.in>

April 2021

Percentage share of Tender Category / Percentage share of Tender Type



Top five eProcurement / ePublishing / XML entities for this month



- MES | 3,004
- IHQ of MoD (Army)-(OSCC) | 1851
- NTPC Limited | 591
- Department of Defence Research & Development | 455
- BSNL | 454

- Department of Defence Production | 320
- MPPGCL | 195
- Western Coalfields Limited | 161
- IHQ of MoD (Army) | 143
- Shipping Corporation of India Limited | 143

- Ministry of Railways | 18,115
- CPWD | 1,307
- Directorate of Purchase and Stores, DAE | 801
- HPCL | 616
- BPCL | 481



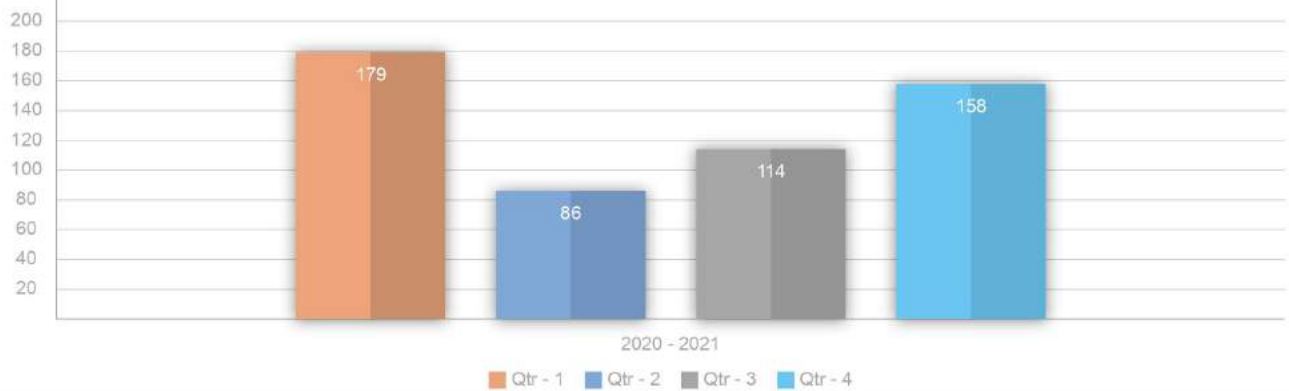
सत्यमेव जयते

<https://eprocure.gov.in>

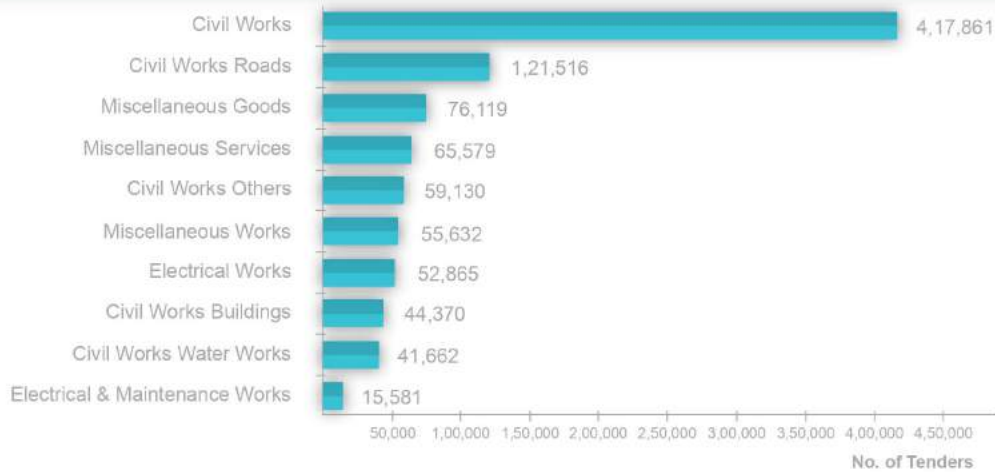
April 2021

Few Statistics of the Financial Year 2020-2021

Quarter Wise Debarment



Top 10 Tender Awarded Product Categories



Tenders Published by Tender Type





सत्यमेव जयते

<https://eprocure.gov.in>

April 2021

Glimpse of Major Workshop During this Month

One day training through Webex on the PMGSY OMMAS integration with GePNIC® to the rural development officials from Andaman, Puducherry and Maharashtra.



One day training programme on eProcurement system for the officials of Himachal Pradesh Govt. departments at Himachal Institute of Public Administration.



Two half day training on eProcurement organized by Arun Jaitley National Institute of Financial Management.

A one day training program for North Lakhimpur Medical College and Hospital, Assam.



Half day Training on eProcurement Organized by Institute of Secretariat Training and Management.

Half day training on eProcurement for the officials of Bureau of Indian Standards at NITS, Noida.



One day training on eProcurement for the officials of East Delhi Municipal Corporation.

One workshop on updates in e-Procurement Portal as per the Government of Assam's guidelines at the office of the DC, Lakhimpur, Assam for the different departments like PWRD, Zilla Parishad, etc. of Lakhimpur District.



सत्यमेव जयते

<https://eprocure.gov.in>

April 2021

Monthly Statistics and Support / Assistance (<https://eprocure.gov.in>)

# SMS Sent	14,90,643
# Mails Sent	21,45,310
# PMU Mail	1,528
# Tender	75,658
# Value of Tenders	₹ 87,475.56 Cr.
Award of Contract (AoC)	23,864
No. of Payments done through online	1,00,039
Value of payment done through online	₹ 694.75 Cr.
# Visitors this month	78,806
# Department Users up to the month	3,72,970
# Bidders/ Contractors up to the month	3,80,000

Daily Web Learning (eprocure.gov.in)	Mon – Fri (2.30- 4.30 PM) http://webcon.nic.in/
Centralized 24 X 7 Telephonic Help Desk & eMail Support	0120-4200462 0120-4001002 0120-4001005 support-eproc@nic.in
# Calls attended by helpdesk	27,556
# Mails handled by helpdesk	4,805
# Tender Cum Auction	510
# People who attended Web Learning	85

Procuring entities floated first tender in this month

- Department of School Education and Literacy - **Ministry of Education**
- Directorate General Defence Estates - **Ministry of Defence**
- Institute of Nano Science and Technolgy, Mohali - **Department of Science and Technology**
- Maharashtra Natural Gas Ltd. - **Ministry of Petroleum and Natural Gas**
- National Institute of Technology Meghalaya - **Ministry of Education**
- Uttar Pradesh Metro Rail Corporation Limited - **Ministry of Housing and Urban Affairs**



सत्यमेव जयते

<https://eprocure.gov.in>

Major Users

April 2021



VOCPT, AIISH. Damodar Valley Corporation, AAICLAS, Hindustan Copper Limited, Iron International, DDA, RCFL, BSNL, NTPC Limited, AAI, NHPC Limited, EIL, NALCO, MIDHANI, BEL, Vizag Port Trust, MNGL, RGPPL, SDMC, Goa Industrial Development Corporation, MPMRCL, POSOCO, PDIL, IOCL, CMRL, GSL, HSL, National Fertilizers Limited, Numaligarh Refinery, NHAH, FACL, REIL, THDC, DMRC, NHDC Ltd. HSCL, MTNL, Chennai Port Trust, Mumbai Port Trust, STC, NHIDC, BCPL, ALIMCO, Bridge and Roof, ITDC, Dr. Ram Manohar Lohia Hospital, Talcher Fertilizers Limited, Telecommunications Consultants India Limited, NHSRCL, Ministry of Culture.

Department of Posts, ASI, Assam Rifles, BRO, BSF, Dir. Gen. Defence Estates(HQ), DARE, Indian Army, Indian Air Force, Indian Navy, ITBP, CISF, NDRF, Delhi Police, Indian Coast Guard, NSG, SSB, Ministry of Road Transport and Highways, CRPF, Department of Revenue, IDS, DeitY, Ministry of Shipping, NIRM, PCIMH, NIFT, CBFC, IIE, MSME Technology Centre, RRU, Department of Atomic Energy, LBSNAA, NIOS, NGMA, Railway Board, ICMR, CWC, Labour Bureau, National Pension System Trust, EPFO, ESIC, AIIMS - New Delhi, Jodhpur, Raipur, Nagpur, Rishikesh, IIT- Delhi, Indore, Kanpur, Mandi, BHU Varanasi, Ropar IIM - Ahmedabad, Indore, Lucknow, IISER - Kolkata, Mohali, Pune, NIT - Calicut, Durgapur, Hamirpur, IWAI, National Council of Science Museums, JNU, JNPT, Film and Television Institute of India, IEST Shibpur, VMMC and Safdarjung Hospital, Jamia Millia Islamia, National Institute of Ocean Technology, IGNOU, MES, FCI, DRDO, GSI, Development Commissioner (MSME) Directorate General Health Services - MHFW, Madras Fertilizers, ITPO, DMS.



सत्यमेव जयते

<https://eprocure.gov.in>

NIC eProcurement (GePNIC®) Tender Statistics for the Month of April 2021

April 2021

S.No.	State Organization	Current Financial Year - 2020-21						Financial Year 2007-08 onwards to 2019-20		Cumulative Tenders		Bid Awards 2020-21 Up to the Month	
		During April 2021		Previous Month March 2021		Upto the Month 2020-21		No.	Value (In Rs. Cr.)	No.	Value (In Rs. Cr.)	No.	Value (In Rs. Cr.)
		No.	Value (In Rs. Cr.)	No.	Value (In Rs. Cr.)	No.	Value (In Rs. Cr.)						
	Central Public Procurement Portal	12291	24339.18	17499	32071.41	12291	24339.18	1166550	4137855.08	1178841	4162194.26	2942	2330.21
	States												
1	Maharashtra	15900	10869.69	26898	9540.88	15900	10869.69	1107447	616564.56	1123347	627434.25	6244	2868.61
2	Uttar Pradesh	9956	5718.28	32736	12504.47	9956	5718.28	847235	961157.45	857191	966875.74	1342	860.84
3	Jammu & Kashmir	5669	1491.87	6463	2078.44	5669	1491.87	223694	106278.33	229363	107770.20	14	3.55
4	Rajasthan	5051	6077.63	5862	8227.22	5051	6077.63	373174	656996.03	378225	663073.66	187	200.02
5	Haryana	4437	2806.34	6184	3228.25	4437	2806.34	213049	131381.24	217486	134187.58	2402	1041.74
6	Madhya Pradesh	3910	5643.75	6077	15766.71	3910	5643.75	148959	253080.84	152869	258724.59	1258	1036.40
7	Punjab PWD	3138	1662.89	4451	1660.96	3138	1662.89	121492	76002.19	124630	77665.08	1308	1646.74
8	Odisha	2849	3716.13	3229	5370.93	2849	3716.13	330763	282491.37	333612	286207.50	2029	1760.61
9	Kerala	1524	1063.83	1474	604.37	1524	1063.83	561844	223583.80	563368	224647.64	1927	3085.34
10	Himachal Pradesh	1282	1542.52	1866	1252.22	1282	1542.52	64935	44078.43	66217	45620.96	242	101.34
11	Tripura	1024	1340.54	464	234.67	1024	1340.54	16542	14895.73	17566	16236.27	377	157.81
12	Uttarakhand	903	1772.46	1206	1060.96	903	1772.46	35096	75781.04	35999	77553.51	58	193.28
13	NCT of Delhi	769	409.77	3069	633.80	769	409.77	248852	118386.51	249621	118796.28	30	9.56
14	Jharkhand	649	493.67	1011	953.65	649	493.67	60758	264893.70	61407	265387.37	5	32.97
15	Ladakh	506	273.10	705	181.18	506	273.10	6876	5517.74	7382	5790.84	50	11.55
16	Tamil Nadu	457	177.38	432	5498.46	457	177.38	224247	212632.44	224704	212809.82	65	32.48
17	Chandigarh UT	456	170.20	717	513.28	456	170.20	70544	21106.36	71000	21276.56	177	465.50
18	West Bengal	236	144.45	1112	439.34	236	144.45	596655	304981.26	596891	305125.71	608	319.42
19	Andaman	208	35.21	302	154.66	208	35.21	3239	6366.07	3447	6401.28	15	1.35
20	Daman and Diu	75	25.87	67	58.10	75	25.87	1373	3653.93	1448	3679.80	3	14.20
21	Dadra & Nagar Haveli	57	45.47	78	29.82	57	45.47	5037	8553.79	5094	8599.27	3	0.20
22	Assam	19	80.65	32	544.89	19	80.65	31671	111069.36	31690	111150.01	128	448.58
23	Manipur	18	108.49	39	512.19	18	108.49	1398	22229.78	1416	22338.27	13	194.14
24	Puducherry	7	44.00	21	14.55	7	44.00	7573	3308.08	7580	3352.08	8	1.41
25	Meghalaya	6	23.28	6	5.73	6	23.28	575	6071.07	581	6094.35	2	29.65
26	Arunachal Pradesh	5	130.49	24	141.92	5	130.49	347	6666.42	352	6796.91	3	40.85
27	Nagaland	4	62.11	3	2.14	4	62.11	323	2089.20	327	2151.31	5	6.74
28	Lakshadweep	3	2.00	6	25.17	3	2.00	1396	897.92	1399	899.92	0	0.00
29	Mizoram	3	110.73	1	0.00	3	110.73	246	1133.70	249	1244.43	0	0.00
30	Sikkim	2	25.22	2	8.65	2	25.22	468	3685.34	470	3710.57	0	0.00
	Total	59123	46068.03	104537	71247.63	59123	46068.03	5305808	4545533.71	5364931	4591601.74	18503	14564.89
	Others												
1	Coal India Ltd.	1641	9638.94	4699	10999.23	1641	9638.94	219687	343457.81	221328	353096.75	1549	6941.60
2	Indian Oil Corp Ltd.	1044	4197.88	1411	4443.12	1044	4197.88	136988	240720.83	138032	244918.71	619	2750.46
3	PMGSY	803	2499.34	1130	3361.77	803	2499.34	169419	449915.39	170222	452414.73	169	736.62
4	Bharat Heavy Electricals Ltd.	436	622.85	680	481.98	436	622.85	2973	2064.58	3409	2687.44	19	8.03
5	Defence PSU	236	109.35	369	476.48	236	109.35	21221	11267.65	21457	11377.00	33	15.30
6	Chennai Petroleum Corp Ltd.	84	0.00	86	0.00	84	0.00	8038	13.93	8122	13.93	30	6.12
	Total	75658	87475.57	130411	123081.61	75658	87475.57	7030684	9730828.99	7106342	9818304.56	23864	27353.22

Serial No. 5 Defence PSU comprises of Goa Shipyard Limited, Hindustan Shipyard Limited, Mishra Dhatu Nigam Limited, Mazagon Dock Limited, Bharat Electronics Limited, Garden Reach Ship Builders and Engineers Limited.