

CPPP Newsletter

June 2021

Central Public Procurement Portal (CPPP) of Government of India is operational since 2012. It hosts the Government eProcurement System (GePNIC®) developed by National Informatics Centre in close coordination with Department of Expenditure, Ministry of Finance. CPPP provides a single point access to all the tendering information on various procurements made across the country.

It facilitates :

ePublishing - Publishing of tender enquiries, corrigendum & award of contract details.

XML - Facilitates publishing of tender comprehensive information of other eProcurement system

eProcurement - Facilitated through – GePNIC® implemented in 600 around Central Government Ministries/ Departments and Public Sector Units, it is also being rolled out across India in 30 State Government /Union Territories.

In the month of June 2021
approximately **1.11 Lakh tenders**
were processed worth around
₹1.21 Lakh Crores.

Total Tenders
73 Lakhs

Value of Tenders
₹ 100.64 Lakh Crores

National Informatics Centre
A-Block, CGO Complex
Lodhi Road, Delhi-110 003
cphp-nic@nic.in

Procurement Policy Division
Department of Expenditure
Ministry of Finance
North Block New Delhi
cphp-doe@nic.in

Centralized 24 X 7
Telephonic Help Desk &
eMail Support
0120-4200462
0120-4001002
support-eproc@nic.in

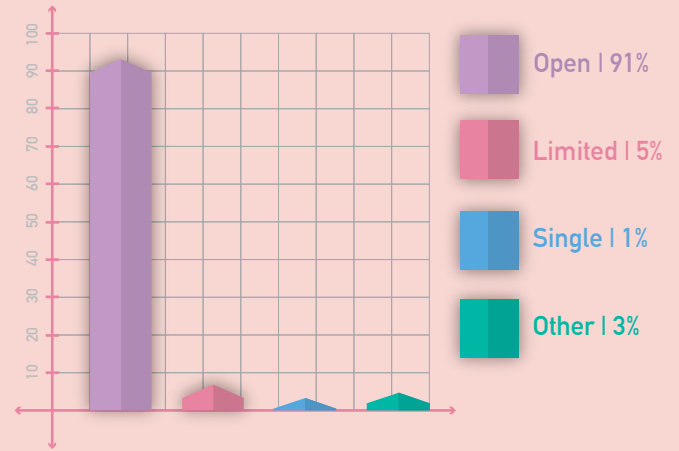
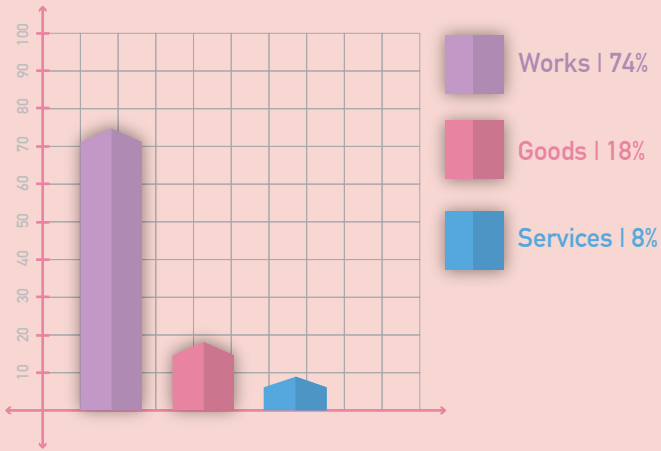


सत्यमेव जयते

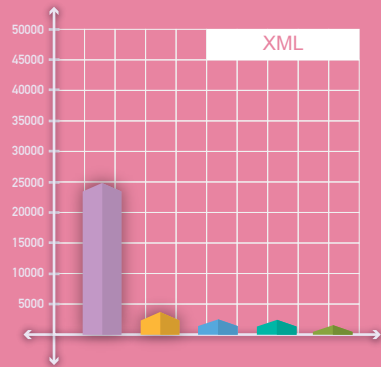
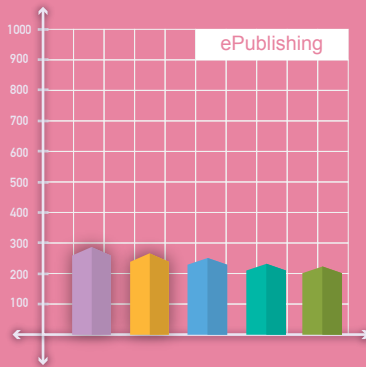
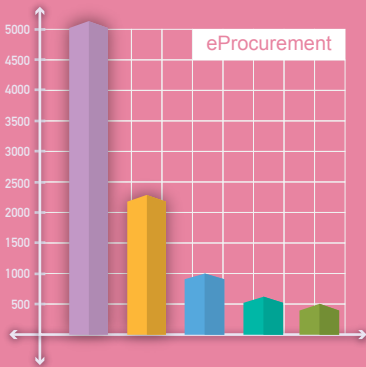
<https://eprocure.gov.in>

June 2021

Percentage share of Tender Category / Percentage share of Tender Type



Top five eProcurement / ePublishing / XML entities for this month



- MES | 5,143
- IHQ of MoD (Army)-(OSCC) | 2,234
- NTPC Limited | 999
- BSNL | 544
- Department of Defence Research & Development | 499

- Indian Air Force | 277
- Madhya Pradesh Power Generating Company Limited | 273
- Department of Defence Production | 264
- Western Coalfields Limited | 224
- IHQ of MoD (Army) | 216

- Ministry of Railways | 24,824
- CPWD | 2,352
- HPCL | 989
- BPCL | 953
- NTPC Limited | 594



सत्यमेव जयते

<https://eprocure.gov.in>

June 2021

Highlight

Govt. of Goa adopts GePNIC® for its electronic tendering requirements.

<https://eprocure.goa.gov.in> - Coming Soon

With this GePNIC® has been fully adopted in 31 States and UTs.



Glimpse of Major Workshop During this Month

Training on PMGSY OMAAS integration through WebEx Meeting. Around 41 Rural Development officials from Puducherry and Bihar participated in the training.

Two one day training cum workshop for Jammu & Kashmir Institute of Management, Public Administration and Rural Development Officials on e-Procurement, 55 officials attended the training.

Two day online training on eProcurement to the Assistant Engineers, RD & Panchayat Raj department of Coimbatore and Cuddalore districts of Tamilnadu. 40 officials participated in the training.


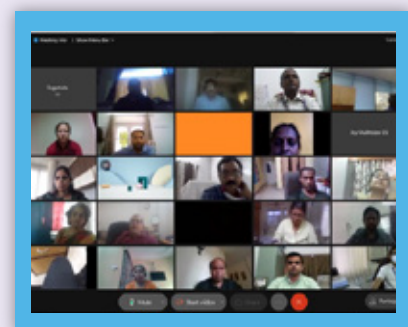
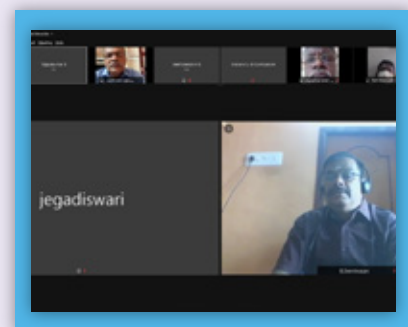
One-day training cum workshop for State Forest Corporation Officials on e-Auction Demonstration. Training was attended by 10 Officials through Google Meet.

Two one-day training cum workshop for J&K Forest Guard Training School Doomi and Municipal Committee Beerwah Officials on e-Procurement. 65 Officials attended the training.

Half day Training on eAuction Organized by Arun Jaitley National Institute of Financial Management, around 90 participants attended the training.

Three half day training on eProcurement organized by Arun Jaitley National Institute of Financial Management. Around 340 participants attended the training.

Two days online training on eProcurement organised by State Institute of Rural Development (SIRD), the training hub of Rural development. Total 85 participants attended the training.





सत्यमेव जयते

<https://eprocure.gov.in>

June 2021

Monthly Statistics and Support / Assistance (<https://eprocure.gov.in>)

# SMS Sent	20,09,145
# Mails Sent	27,11,001
# PMU Mail	1,774
# Tender	1,10,879
# Value of Tenders	₹ 1,21,110.82 Cr.
Award of Contract (AoC)	34,643
No. of Payments done through online	1,51,299
Value of payment done through online	₹ 967.31 Cr.
# Visitors this month	89,938
# Department Users up to the month	3,79,077
# Bidders/ Contractors up to the month	3,90,000

Daily Web Learning (eprocure.gov.in)	Mon – Fri (2.30- 4.30 PM) http://webcon.nic.in/
Centralized 24 X 7 Telephonic Help Desk & eMail Support	0120-4200462 0120-4001002 0120-4001005 support-eproc@nic.in
# Calls attended by helpdesk	23,288
# Mails handled by helpdesk	3,391
# Tender Cum Auction	525
# People who attended Web Learning	130

Joined this month

- Indira Gandhi Centre for Atomic Research - **Department of Atomic Energy**
- Tribal Cooperative Marketing Development Federation of India Limited - **Ministry of Tribal Affairs**
- All India Institute of Medical Sciences Bilaspur - **Ministry of Health and Family Welfare**

Procuring entities floated first tender in this month

- Institute of Hotel Management - Catering and Nutrition IHM | Shimla - **Ministry of Tourism**
- Lal Bahadur Shastri National Academy of Administration Mussoorie - **Ministry of Personnel**
- National Gallery of Modern Art - **Ministry of Culture**
- NTPC Renewable Energy Limited - **Ministry of Power**
- Uranium Corporation of India Limited - **Department of Atomic Energy**



सत्यमेव जयते

<https://eprocure.gov.in>

June 2021

Major Users



VOCPT, AIISH. Damodar Valley Corporation, AAICLAS, Hindustan Copper Limited, Ircon International, DDA, RCFL, BSNL, NTPC Limited, AAI, NHPC Limited, EIL, NALCO, MIDHANI, BEL, Vizag Port Trust, MNGL, RGPPL, SDMC, Goa Industrial Development Corporation, MPMRCL, POSOCO, PDIL, IOCL, CMRL, GSL, HSL, National Fertilizers Limited, Numaligarh Refinery, NHAI, FACL, REIL, THDC, DMRC, NHDC Ltd. HSCL, MTNL, Chennai Port Trust, Mumbai Port Trust, STC, NHIDC, BCPL, ALIMCO, Bridge and Roof, ITDC, Dr. Ram Manohar Lohia Hospital, Talcher Fertilizers Limited, Telecommunications Consultants India Limited, NHSRCL, Ministry of Culture.

Department of Posts, ASI, Assam Rifles, BRO, BSF, Dir. Gen. Defence Estates(HQ), DARE, Indian Army, Indian Air Force, Indian Navy, ITBP, CISF, NDRF, Delhi Police, Indian Coast Guard, NSG, SSB, Ministry of Road Transport and Highways, CRPF, Department of Revenue, IDS, DeitY, Ministry of Shipping, NIRM, PCIMH, NIFT, CBFC, IIE, MSME Technology Centre, RRU, Department of Atomic Energy, LBSNAA, NIOS, NGMA, Railway Board, ICMR, CWC, Labour Bureau, National Pension System Trust, EPFO, ESIC, AIIMS - New Delhi, Jodhpur, Raipur, Nagpur, Rishikesh, IIT- Delhi, Indore, Kanpur, Mandi, BHU Varanasi, Ropar IIM - Ahmedabad, Indore, Lucknow, IISER - Kolkata, Mohali, Pune, NIT - Calicut, Durgapur, Hamirpur, IWAI, National Council of Science Museums, JNU, JNPT, Film and Television Institute of India, IEST Shibpur, VMMC and Safdarjung Hospital, Jamia Millia Islamia, National Institute of Ocean Technology, IGNOU, MES, FCI, DRDO, GSI, Development Commissioner (MSME) Directorate General Health Services - MHFW, Madras Fertilizers, ITPO, DMS.



सत्यमेव जयते

<https://eprocure.gov.in>

NIC eProcurement (GePNIC[®]) Tender Statistics for the Month of June 2021

June 2021

S.No.	State Organization	Current Financial Year - 2021-22						Financial Year 2007-08 onwards to 2020-21		Cumulative Tenders		Bid Awards 2021-22 Up to the Month	
		During June 2021		Previous Month May 2021		Upto the Month 2021-22		No.	Value (In ₹ Cr.)	No.	Value (In ₹ Cr.)	No.	Value (In ₹ Cr.)
		No.	Value (In ₹ Cr.)	No.	Value (In ₹ Cr.)	No.	Value (In ₹ Cr.)						
	Central Public Procurement Portal	17388	29736.16	13277	56381.55	42956	110456.89	1166550	4137855.08	1209506	4248311.97	9376	37885.10
	States												
1	Uttar Pradesh	16367	11078.26	10033	9554.23	36356	26350.78	847235	961157.45	883591	987508.23	7902	7393.83
2	Maharashtra	13932	12389.49	20136	7932.97	49968	31192.14	1107447	616564.56	1157415	647756.70	22552	11857.17
3	Rajasthan	10933	14205.44	4935	5871.85	20919	26154.92	373174	656996.03	394093	683150.95	502	858.33
4	Jammu & Kashmir	7853	2811.82	6342	2644.49	19864	6948.18	223694	106278.33	243558	113226.51	69	14.20
5	West Bengal	6312	2930.83	2852	2297.03	9400	5372.30	596655	304981.26	606055	310353.56	4743	2411.76
6	Haryana	5140	4276.82	3826	4113.64	13403	11196.79	213049	131381.24	226452	142578.03	6332	13623.37
7	Kerala	4883	2971.41	2825	1479.85	9232	5515.09	561844	223583.80	571076	229098.90	5293	5037.02
8	Madhya Pradesh	4589	4268.57	3692	6723.11	12191	16635.44	148959	253080.84	161150	269716.28	5176	16541.12
9	Punjab PWD	3118	1873.49	4502	1481.75	10758	5018.14	121492	76002.19	132250	81020.32	4283	34509.42
10	Odisha	2846	1745.03	3385	2065.72	9080	7526.88	330763	282491.37	339843	290018.25	4502	3257.48
11	Tamil Nadu	2446	1463.16	1646	2000.35	4549	3640.89	224247	212632.44	228796	216273.33	342	203.91
12	Himachal Pradesh	1828	1188.35	1113	916.08	4223	3646.95	64935	44078.43	69158	47725.38	1027	393.12
13	NCT of Delhi	1793	7545.46	802	327.48	3364	8282.71	248852	118386.51	252216	126669.22	136	27.06
14	Uttarakhand	968	964.73	593	684.42	2464	3421.61	35096	75781.04	37560	79202.65	100	293.06
15	Tripura	887	717.05	1171	797.44	3082	2855.03	16542	14895.73	19624	17750.76	1401	643.52
16	Ladakh	777	301.35	512	576.63	1795	1151.08	6876	5517.74	8671	6668.82	180	54.55
17	Jharkhand	720	711.34	394	199.44	1763	1404.45	60758	264893.70	62521	266298.15	43	150.69
18	Chandigarh UT	690	286.47	569	173.16	1715	629.82	70544	21106.36	72259	21736.18	389	523.84
19	Assam	290	526.63	219	495.04	528	1102.32	31671	111069.36	32199	112171.68	451	1192.88
20	Puducherry	169	60.08	115	15.65	291	119.74	7573	3308.08	7864	3427.82	57	12.06
21	Andaman	95	194.04	112	12.96	415	242.21	3239	6366.07	3654	6608.28	33	2.86
22	Daman and Diu	88	138.64	68	391.65	231	556.16	1373	3653.93	1604	4210.09	10	14.93
23	Dadra & Nagar Haveli	83	50.36	57	102.48	197	198.32	5037	8553.79	5234	8752.11	19	12.63
24	Manipur	50	625.45	27	47.67	95	781.61	1398	22229.78	1493	23011.39	18	318.40
25	Lakshadweep	29	1.24	9	1.63	41	4.87	1396	897.92	1437	902.79	0	0.00
26	Meghalaya	7	15.19	5	54.49	18	92.96	575	6071.07	593	6164.04	2	29.65
27	Mizoram	5	0.00	1	0.00	9	110.73	246	1133.70	255	1244.43	0	0.00
28	Arunachal Pradesh	3	14.16	5	153.15	13	297.80	347	6666.42	360	6964.22	3	40.85
29	Nagaland	2	0.00	2	0.60	8	62.71	323	2089.20	331	2151.91	7	8.55
30	Sikkim	2	21.70	1	0.00	5	46.92	468	3685.34	473	3732.26	0	0.00
	Total	86905	73376.56	69949	51114.95	215977	170559.54	5305808	4545533.71	5521785	4716093.25	65572	99426.26
	Others												
1	Coal India Ltd.	2881	9122.63	2424	6900.67	6946	25662.23	219687	343457.81	226633	369120.05	4253	11917.86
2	Indian Oil Corp Ltd.	1542	5413.40	1095	4862.81	3681	14474.09	136988	240720.83	140669	255194.92	1860	5650.31
3	PMGSY	1437	2701.90	1276	5273.01	3516	10474.25	169419	449915.39	172935	460389.64	944	4106.82
4	Defence PSU	363	149.96	212	138.44	811	397.75	21221	11267.65	22032	11665.40	74	82.93
5	Bharat Heavy Electricals Ltd.	338	610.20	348	372.20	1122	1605.25	2973	2064.58	4095	3669.84	37	12.86
6	Chennai Petroleum Corp Ltd.	25	0.00	57	0.00	166	0.00	8038	13.93	8204	13.93	47	13.02
	Total	110879	121110.82	88638	125043.62	275175	333630.01	7030684	9730828.99	7305859	10064459.00	82163	159095.16

Serial No. 5 Defence PSU comprises of Goa Shipyard Limited, Hindustan Shipyard Limited, Mishra Dhatu Nigam Limited, Mazagon Dock Limited, Bharat Electronics Limited, Garden Reach Ship Builders and Engineers Limited.