



सत्यमेव जयते

<https://eprocure.gov.in>



eProcurement Platform

CPPP Newsletter

July 2021

Central Public Procurement Portal (CPPP) of Government of India is operational since 2012. It hosts the Government eProcurement System (GePNIC©) developed by National Informatics Centre in close coordination with Department of Expenditure, Ministry of Finance. CPPP provides a single point access to all the tendering information on various procurements made across the country.

It facilitates :

ePublishing - Publishing of tender enquiries, corrigendum & award of contract details.

XML - Facilitates publishing of tender comprehensive information of other eProcurement system

eProcurement - Facilitated through - GePNIC© implemented in 600 around Central Government Ministries / Departments and Public Sector Units, it is also being rolled out across India in 30 State Government /Union Territories.

In July 2021

Total Tenders :
1.05 Lakh tenders

Value of Tenders :
₹ 1.70 Lakh Crores

Total Tenders :
74.11 Lakhs

Value of Tenders :
₹ 102.35 Lakh Crores

National Informatics Centre
A-Block, CGO Complex
Lodhi Road, Delhi-110 003
cPPP-nic@nic.in

Procurement Policy Division
Department of Expenditure
Ministry of Finance
North Block New Delhi
cPPP-doe@nic.in

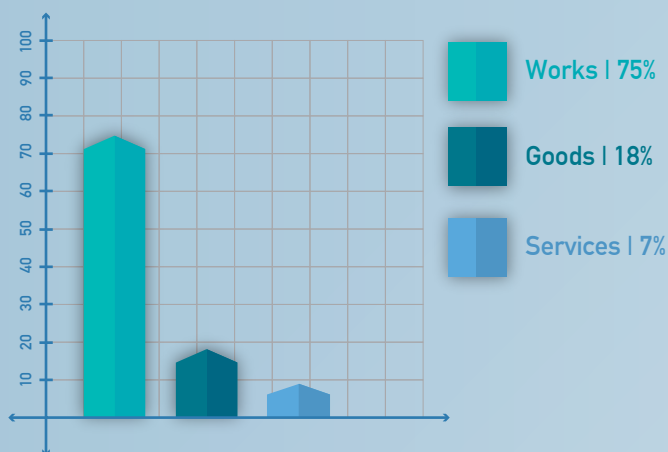
Centralized 24 X 7
Telephonic Help Desk & eMail Support
0120-4200462 | 0120-4001002
support-eproc@nic.in

Highlight

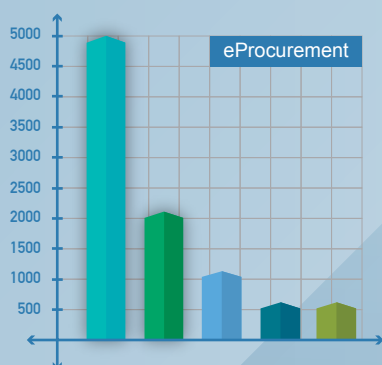


Gail India Ltd. adopts GePNIC for its electronic tendering requirement.

Percentage share of Tender Category / Tender Type



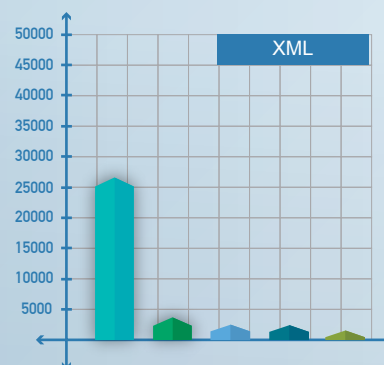
Top five eProcurement / ePublishing / XML Entities for this Month



- MES | 4950
- IHQ of MoD (Army)-(OSCC) | 2069
- NTPC Limited | 1094
- Bharat Sanchar Nigam Limited | 537
- Department of Defence Research & Development | 537



- Department of Defence Production | 250
- Western Coalfields Limited | 214
- Madhya Pradesh Power Generating Company Limited | 208
- IHQ of MoD (Army) | 203
- Indian Air Force | 184



- Ministry of Railways | 26769
- CPWD | 2430
- BPCL | 962
- HPCL | 948
- NTPC Limited | 561

Monthly Statistics and Support / Assistance

(<https://eprocure.gov.in>)

# SMS Sent	21,21,299
# Mails Sent	28,12,610
# PMU Mail	1,871
# Tender	1,05,563
# Value of Tenders	₹ 1,70,795.23 Cr.
Award of Contract (AoC)	37,400
No. of Payments done through online	1,45,017
Value of payment done through online	₹ 869.90 Cr.
# Visitors this month	1,66,626
# Department Users up to the month	3,76,662
# Bidders/ Contractors up to the month	3,90,000

Daily Web Learning (eprocure.gov.in)	Mon – Fri (2.30- 4.30 PM) http://webcon.nic.in/
Centralized 24 X 7 Telephonic Help Desk & eMail Support	0120-4200462 0120-4001002 0120-4001005 support-eproc@nic.in
# Calls attended by helpdesk	21,806
# Mails handled by helpdesk	4,727
# Tender Cum Auction	427
# Web Learning Participants	75

Joined this month

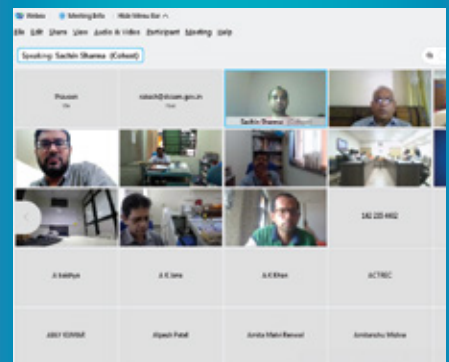
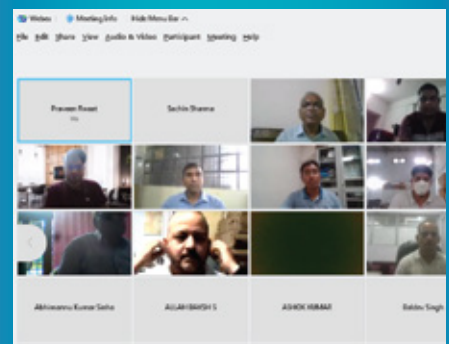
- Santacruz Electronics Export Processing Zone Special Economic Zone Mumbai - **Ministry of Commerce and Industry**
- MSME - Development Institute Thrissur - **Ministry of MSME**

Procuring entities floated first tender in this month

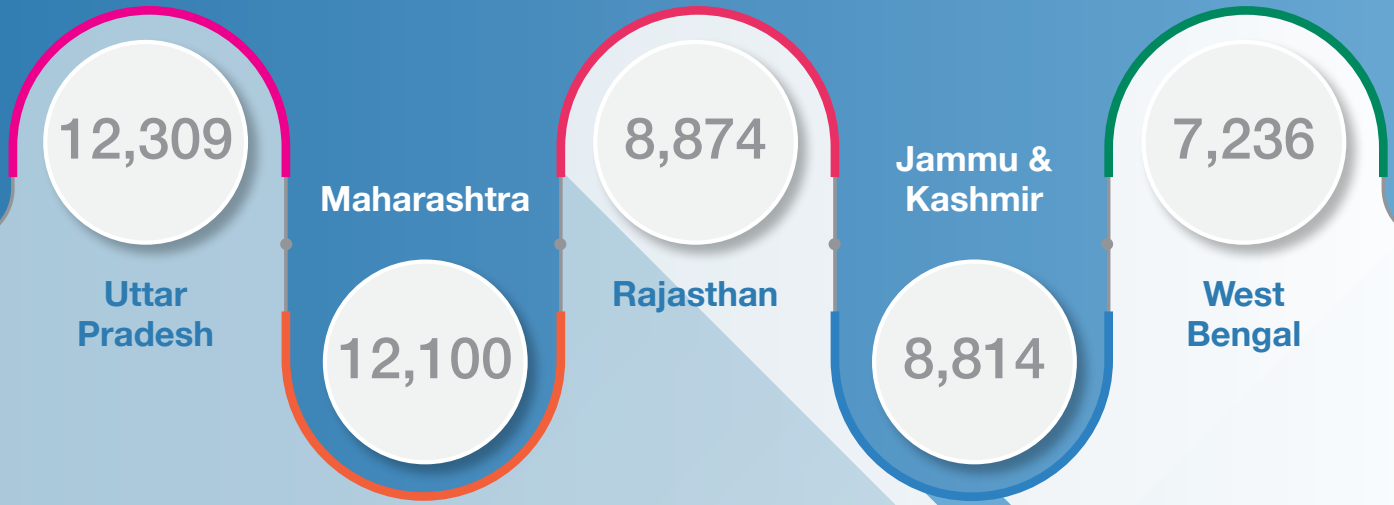
- All india Institute of Medical Sciences Bilaspur - **Ministry of State for Health and Family Welfare**
- Joint Electricity Regulatory Commission for UT of Jammu and Kashmir and UT of Ladakh - **Ministry of Power**
- Chennai Metro Rail Limited - MDB Tenders - **Ministry of Urban Development**
- MyGov - **Ministry of Electronics and Information Technology**
- National Academy of RUDSETI - World Bank Tenders - **Ministry of Rural Development**
- Raja Ramanna Centre for Advanced Technology Indore - **Department of Atomic Energy**
- Tribal Cooperative Marketing Development Federation of India Limited - **Ministry of Tribal**

Glimpse of Major Workshop During this Month

- Two days online training on eProcurement for the officials of Metropolitan Transport Corporation, State Express Transport Corporation, Chennai and Tamil Nadu State Transport Corporation Limited Karur.
- One full day online training on eProcurement to the officials of Visakhapatnam Port Trust.
- Two training imparted on “e-procurement” to officials of Higher Education Department at Institute of Management and Public Administration & Rural Development, Jammu, J&K. 25 officials attended the training.
- Full day training for the officials of various Organisation under Department of Atomic Energy. Around 150 officials attended the training.
- One day training to and Tamil Nadu State Transport Corporation Limited, Karur, Tamilnadu officials through online for the preparation of Itemwise & Item Rate BoQ and other eTender related queries had been clarified.
- Provided full day training on eProcurement to Gail India Ltd. and Tribal Co-operative Marketing Federation of India (TRIFED). Around 60 officials attended the training.
- One day training on tender Cum Auction to Metropolitan Transport Corporation, Chennai three Tender Cum Auction created and published in the demo portal which reached the AoC Stage
- Two-days training programme on GePNIC by NIC Andaman to officials of Rural Development. Participants including Panchayat Secretaries, Block Development Officers, Junior Engineers and Assistant Engineers from South, North and Middle Andaman district.
- Half day Training on Tender Cum Auction Organized by Arun Jaitley National Institute of Financial Management, around 70 participants attended the training.
- Two half day training on eProcurement organized by Arun Jaitley National Institute of Financial Management. Around 180 participants attended the training.




Top 5 States / UTs | Tender Count Wise for the Month of July 2021



Top 5 States / UTs | Value of Tenders Wise for the Month of July 2021

(Value in ₹ Cr.)



NIC eProcurement (GePNIC[®]) Tender Statistics for the Month of July 2021

S.No.	State Organization	Current Financial Year - 2021-22						Financial Year 2007-08 onwards to 2020-21		Cumulative Tenders		Bid Awards 2021-22 Up to the Month	
		During July 2021		Previous Month June 2021		Upto the Month 2021-22		No.	Value (In ₹ Cr.)	No.	Value (In ₹ Cr.)	No.	Value (In ₹ Cr.)
		No.	Value (In ₹ Cr.)	No.	Value (In ₹ Cr.)	No.	Value (In ₹ Cr.)						
	Central Public Procurement Portal	17292	80186.98	17388	29736.16	60248	190643.86	1166550	4137855.08	1226798	4328498.94	1362	47992.21
	States												
1	Uttar Pradesh	12309	8798.21	16367	11078.26	48665	35148.99	847235	961157.45	895900	996306.44	12204	9533.12
2	Maharashtra	12100	6863.88	13932	12389.49	62068	38056.02	1107447	616564.56	1169515	654620.58	31461	15559.71
3	Rajasthan	8874	8804.31	10933	14205.44	29793	34959.23	373174	656996.03	402967	691955.26	777	1335.00
4	Jammu & Kashmir	8814	2859.66	7853	2811.82	28678	9807.83	223694	106278.33	252372	116086.16	129	23.85
5	West Bengal	7236	2175.59	6312	2930.83	16636	7547.89	596655	304981.26	613291	312529.15	8575	4067.68
6	Kerala	5978	2863.44	4883	2971.41	15210	8378.54	561844	223583.80	577054	231962.34	8625	7292.01
7	Haryana	4639	4553.54	5140	4276.82	18042	15750.33	213049	131381.24	231091	147131.58	9001	15764.10
8	Madhya Pradesh	4250	13273.06	4589	4268.57	16441	29908.50	148959	253080.84	165400	282989.34	7635	19240.24
9	Punjab PWD	3445	1605.33	3118	1873.49	14203	6623.47	121492	76002.19	135695	82625.66	5979	35707.43
10	Odisha	2803	4793.68	2846	1745.03	11883	12320.56	330763	282491.37	342646	294811.93	5531	4363.56
11	Tamil Nadu	2653	1300.73	2446	1463.16	7202	4941.63	224247	212632.44	231449	217574.07	542	1365.77
12	NCT of Delhi	2088	2137.43	1793	7545.46	5452	10420.14	248852	118386.51	254304	128806.65	188	865.31
13	Himachal Pradesh	1847	1033.95	1828	1188.35	6070	4680.90	64935	44078.43	71005	48759.33	1418	1273.48
14	Uttarakhand	1051	1022.89	968	964.73	3515	4444.50	35096	75781.04	38611	80225.54	141	316.29
15	Jharkhand	963	1599.56	720	711.34	2726	3004.02	60758	264893.70	63484	267897.72	72	267.24
16	Tripura	944	529.18	887	717.05	4026	3384.20	16542	14895.73	20568	18279.94	2024	907.42
17	Ladakh	844	495.29	777	301.35	2639	1646.37	6876	5517.74	9515	7164.11	236	65.98
18	Chandigarh UT	703	232.01	690	286.47	2418	861.84	70544	21106.36	72962	21968.20	482	715.00
19	Assam	386	2618.90	290	526.63	914	3721.22	31671	111069.36	32585	114790.58	801	1941.33
20	Andaman	158	20.63	95	194.04	573	262.84	3239	6366.07	3812	6628.91	49	3.67
21	Puducherry	87	61.88	169	60.08	378	181.62	7573	3308.08	7951	3489.70	132	33.71
22	Dadra & Nagar Haveli	72	593.42	83	50.36	269	791.74	5037	8553.79	5306	9345.53	25	14.04
23	Daman and Diu	66	479.10	88	138.64	297	1035.26	1373	3653.93	1670	4689.20	16	15.61
24	Manipur	20	190.03	50	625.45	115	971.64	1398	22229.78	1513	23201.41	24	340.15
25	Lakshadweep	16	1.20	29	1.24	57	6.07	1396	897.92	1453	903.99	0	0.00
26	Arunachal Pradesh	13	152.82	3	14.16	26	450.61	347	6666.42	373	7117.03	3	40.85
27	Sikkim	8	398.83	2	21.70	13	445.75	468	3685.34	481	4131.09	0	0.00
28	Nagaland	7	0.60	2	0.00	15	63.31	323	2089.20	338	2152.51	8	9.11
29	Meghalaya	2	0.13	7	15.19	20	93.10	575	6071.07	595	6164.17	3	29.76
30	Mizoram	1	0.00	5	0.00	10	110.73	246	1133.70	256	1244.43	0	0.00
	Total	82377	69459.29	86905	73376.56	298354	240018.84	5305808	4545533.71	5604162	4785552.55	96081	121091.43
	Others												
1	Coal India Ltd.	2894	11360.33	2881	9122.63	9840	37022.57	219687	343457.81	229527	380480.38	5835	20006.81
2	Indian Oil Corp Ltd.	1353	4728.02	1542	5413.40	5034	19202.11	136988	240720.83	142022	259922.94	2621	8456.08
3	PMGSY	883	4475.09	1437	2701.90	4399	14949.34	169419	449915.39	173818	464864.74	1111	4808.45
4	Defence PSU	407	102.27	363	149.96	1218	500.02	21221	11267.65	22439	11767.67	91	123.62
5	Bharat Heavy Electricals Ltd.	327	483.24	338	610.20	1449	2088.50	2973	2064.58	4422	4153.08	45	49.16
6	Chennai Petroleum Corp Ltd.	30	0.00	25	0.00	196	0.00	8038	13.93	8234	13.93	151	19.16
	Total	105563	170795.23	110879	121110.82	380738	504425.24	7030684	9730828.99	7411422	10235254.23	119563	202546.92

Serial No. 5 Defence PSU comprises of Goa Shipyard Limited, Hindustan Shipyard Limited, Mishra Dhatu Nigam Limited, Mazagon Dock Limited, Bharat Electronics Limited, Garden Reach Ship Builders and Engineers Limited.