



सत्यमेव जयते

<https://eprocure.gov.in>



eProcurement Platform

CPPP Newsletter

August 2021

Central Public Procurement Portal (CPPP) of Government of India is operational since 2012. It hosts the Government eProcurement System (GePNIC©) developed by National Informatics Centre in close coordination with Department of Expenditure, Ministry of Finance. CPPP provides a single point access to all the tendering information on various procurements made across the country.

It facilitates :

ePublishing - Publishing of tender enquiries, corrigendum & award of contract details.

XML - Facilitates publishing of tender comprehensive information of other eProcurement system

eProcurement - Facilitated through - GePNIC© implemented in 600 around Central Government Ministries / Departments and Public Sector Units, it is also being rolled out across India in 30 State Government /Union Territories.

In August 2021

Total Tenders :
1.08 Lakh tenders

Value of Tenders :
₹ 1.71 Lakh Crores

Total Tenders :
75.19 Lakhs

Value of Tenders :
₹ 104.06 Lakh Crores

National Informatics Centre
A-Block, CGO Complex
Lodhi Road, Delhi-110 003
cPPP-nic@nic.in

Procurement Policy Division
Department of Expenditure
Ministry of Finance
North Block New Delhi
cPPP-doe@nic.in

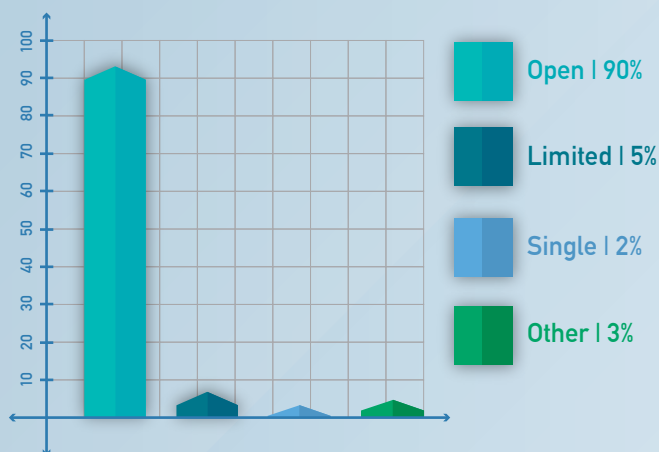
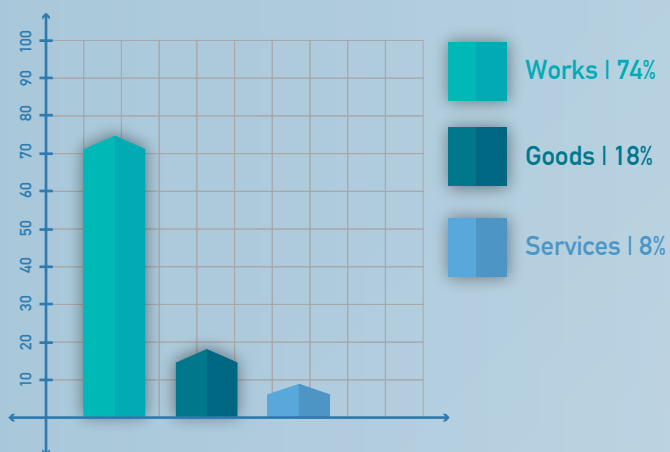
Centralized 24 X 7
Telephonic Help Desk & eMail Support
0120-4200462 | 0120-4001002
support-eproc@nic.in

Highlight

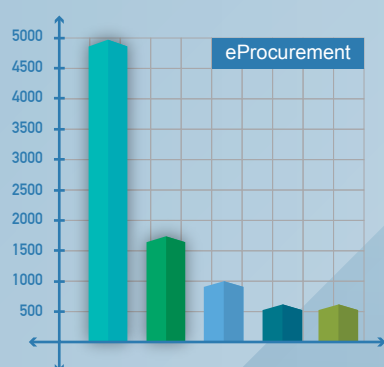


Govt of Goa floated their first tender on Goa eProcurement portal (<https://eprocure.goa.gov.in/nicgep/app>)

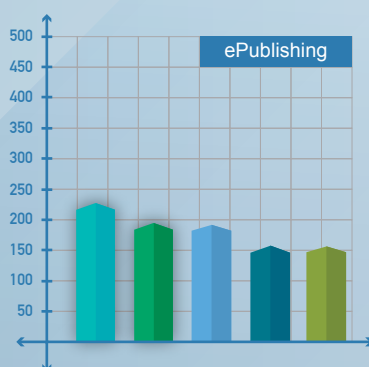
Percentage share of Tender Category / Tender Type



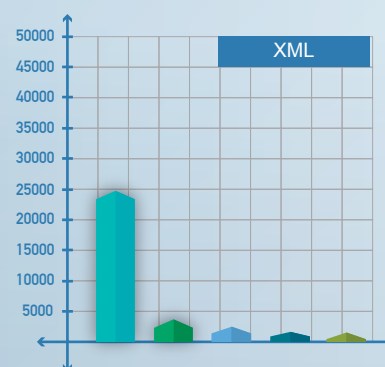
Top five eProcurement / ePublishing / XML Entities for this Month



- MES | 4704
- IHQ of MoD (Army)-(OSCC) | 1618
- NTPC Limited | 923
- Department of Defence Research & Development | 561
- Bharat Sanchar Nigam Limited | 545



- Department of Defence Production | 235
- Madhya Pradesh Power Generating Company Limited | 190
- Western Coalfields Limited | 184
- IHQ of MoD (Army) | 159
- Indian Air Force | 154



- Ministry of Railways | 24882
- CPWD | 2469
- HPCL | 817
- Directorate of Purchase & Stores, DAE | 657
- BPCL | 579

Monthly Statistics and Support / Assistance

(<https://eprocure.gov.in>)

| | |
|--|-------------------|
| # SMS Sent | 20,00,277 |
| # Mails Sent | 26,60,644 |
| # PMU Mail | 1,832 |
| # Tender | 1,08,057 |
| # Value of Tenders | ₹ 1,71,433.63 Cr. |
| Award of Contract (AoC) | 31,483 |
| No. of Payments done through online | 1,24,992 |
| Value of payment done through online | ₹ 829.95 Cr. |
| # Visitors this month | 1,42,052 |
| # Department Users up to the month | 3,70,498 |
| # Bidders/ Contractors up to the month | 3,90,000 |

| | |
|---|--|
| Daily Web Learning (eprocure.gov.in) | Mon – Fri (2.30- 4.30 PM) http://webcon.nic.in/ |
| Centralized 24 X 7 Telephonic Help Desk & eMail Support | 0120-4200462 0120-4001002 0120-4001005 support-eproc@nic.in |
| # Calls attended by helpdesk | 25,142 |
| # Mails handled by helpdesk | 4,650 |
| # Tender Cum Auction | 517 |
| # Web Learning Participants | 80 |

Joined this month

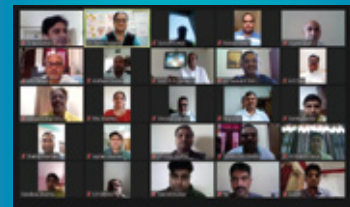
Procuring entities floated first tender in this month

- Bokaro Power Supply Company (P) Limited - **Ministry of Power**
- Institute of Physics Bhubaneswar - **Department of Atomic Energy**
- All India Institute of Medical Sciences Vijaypur Jammu - **Ministry of HFW**
- Ratle Hydroelectric Power Corporation Limited - **Ministry of Power**
- EdCIL India ltd - **Ministry of Education**
- STCL Limited - **Ministry of Commerce & Industry**
- Atomic Minerals Directorate for Exploration and Research - **Department of Atomic Energy**
- The Bombay Textile Research Association - **Ministry of Textiles**

- Bhabha Atomic Research Centre - **Dept. of Atomic Energy**
- Institute of Physics Bhubaneswar - **Dept. of Atomic Energy**
- Institute of Plasma Research - **Dept. of Atomic Energy**
- National Book Trust-India - **Dept. of Higher Education**
- North Delhi Municipal Corporation - **GNCTD OF DELHI**
- Nuclear Fuel Complex - **Dept. of Atomic Energy**
- Nuclear Recycle Board - **Dept. of Atomic Energy**
- Santacruz Electronics Export Processing Zone Special Economic Zone Mumbai - **Ministry of Commerce and Industry**
- STCL Limited - **Ministry of Commerce & Industry**
- The Bombay Textile Research Association - **Ministry of Textiles**

Glimpse of Major Workshop During this Month

- One day training on eProcurement to officials of Bokaro Power Supply Company (P) Ltd, NPCIL and DAE, around 90 officials participated in this training.
- One day training on e-Procurement to officials from BOAT, Tamilnadu Forest Plantation Dept, GAIL and Anna Institute of Management, Chennai.
- Two full day training on eProcurement for various departments users of Govt. of Goa.
- Training on eProcurement QCBS process to the officials from Board of Apprenticeship Training (BOAT) through Bharath VC.
- Two half day demo on Crude Oil Procurement (COeP) Application to the IOCL Officials. Around 21 officials participated in this virtual demo.
- Full day training was conducted on e-Procurement for officials of NHRCL, NPCI, DAE. Around 57 officials participated in this training.
- Two day e-Procurement Training to the officials from TN Forest Plantation Corporation Limited through Bharat VC.
- One day workshop (online) on “Dynamic & Advance in General Financial Rules (GFRs) & purchase processes” for faculty members of Shri Mata Vaishno Devi University. More than 220 officials attended the training.
- One day training on on “e-Procurement” to officials of Higher Education Department at Institute of Management and Public Administration & Rural Development, Jammu, J&K. More than 30 officials attended the training.
- Two days online/offline training program on e-Procurement system of NIC for Municipal Corporation of Greater Mumbai. 167 department officers attended the training session online/offline and complete Tender cycle was demonstrated.
- One day training program on e-Procurement system of NIC for Children Aid Society Mumbai. 8 department officers attended the training session.
- One day training program on e-Procurement system for Mumbai Metropolitan Region Iron and Steel Market Committee Navi Mumbai. 3 department officers attended the training.
- One day online training program on e-Procurement system for Dr. Babasaheb Ambedkar Research & Training Institute, Pune. 6 department officers attended the training.
- One day training program on e-Procurement and e-Auction system for Maharashtra State Road Transport Corporation Osmanabad. 4 department officers attended the training.
- Two half day training on eProcurement organized by Arun Jaitley National Institute of Financial Management. Around 242 participants attended the training.



Top 5 States / UTs | Tender Count Wise for the Month of August 2021

13,566

Uttar Pradesh

Jammu & Kashmir

12,730

12,283

Maharashtra

West Bengal

7,449

6,379

Kerala

Top 5 States / UTs | Value of Tenders Wise for the Month of August 2021

(Value in ₹ Cr.)

Uttar Pradesh
14500.58

Rajasthan
8638.76

Maharashtra
6976.59

Madhya Pradesh
6045.07

Haryana
5598.65

75
Azadi Ka
Amrit Mahotsav



As the Nation celebrates

Azadi Ka
Amrit Mahotsav

Let us
SING THE
NATIONAL
ANTHEM

Participate Now



NIC eProcurement (GePNIC[®]) Tender Statistics for the Month of August 2021

| S.No. | State Organization | Current Financial Year - 2021-22 | | | | | | Financial Year 2007-08 onwards to 2020-21 | | Cumulative Tenders | | Bid Awards 2021-22 Up to the Month | |
|-------|-----------------------------------|----------------------------------|------------------|--------------------------|------------------|------------------------|------------------|---|-------------------|--------------------|--------------------|------------------------------------|------------------|
| | | During August 2021 | | Previous Month July 2021 | | Upto the Month 2021-22 | | No. | Value (In ₹ Cr.) | No. | Value (In ₹ Cr.) | No. | Value (In ₹ Cr.) |
| | | No. | Value (In ₹ Cr.) | No. | Value (In ₹ Cr.) | No. | Value (In ₹ Cr.) | | | | | | |
| | Central Public Procurement Portal | 16492 | 75412.23 | 17292 | 80186.98 | 76740 | 266056.10 | 1166550 | 4137855.08 | 1243290 | 4403911.17 | 17518 | 53756.50 |
| | States | | | | | | | | | | | | |
| 1 | Uttar Pradesh | 13566 | 14500.58 | 12309 | 8798.21 | 62231 | 49649.57 | 847235 | 961157.45 | 909466 | 1010807.02 | 14911 | 10827.50 |
| 2 | Jammu & Kashmir | 12730 | 3036.52 | 8814 | 2859.66 | 41408 | 12844.36 | 223694 | 106278.33 | 265102 | 119122.69 | 189 | 29.06 |
| 3 | Maharashtra | 12283 | 6976.59 | 12100 | 6863.88 | 74351 | 45032.62 | 1107447 | 616564.56 | 1181798 | 661597.18 | 38435 | 18412.81 |
| 4 | West Bengal | 7449 | 2281.12 | 7236 | 2175.59 | 24085 | 9829.01 | 596655 | 304981.26 | 620740 | 314810.27 | 11678 | 5038.76 |
| 5 | Kerala | 6379 | 1811.18 | 5978 | 2863.44 | 21589 | 10189.71 | 561844 | 223583.80 | 583433 | 233773.52 | 11880 | 10010.33 |
| 6 | Rajasthan | 5843 | 8638.76 | 8874 | 8804.31 | 35636 | 43597.99 | 373174 | 656996.03 | 408810 | 700594.02 | 1031 | 1760.84 |
| 7 | Madhya Pradesh | 5075 | 6045.07 | 4250 | 13273.06 | 21516 | 35953.57 | 148959 | 253080.84 | 170475 | 289034.41 | 9710 | 21297.84 |
| 8 | Haryana | 4452 | 5598.65 | 4639 | 4553.54 | 22494 | 21348.99 | 213049 | 131381.24 | 235543 | 152730.23 | 10881 | 16763.25 |
| 9 | Punjab PWD | 3995 | 2811.61 | 3445 | 1605.33 | 18198 | 9435.08 | 121492 | 76002.19 | 139690 | 85437.27 | 7858 | 38004.62 |
| 10 | Odisha | 2722 | 3989.36 | 2803 | 4793.68 | 14605 | 16309.92 | 330763 | 282491.37 | 345368 | 298801.29 | 6369 | 5706.05 |
| 11 | Tamil Nadu | 2284 | 1049.90 | 2653 | 1300.73 | 9486 | 5991.53 | 224247 | 212632.44 | 233733 | 218623.97 | 717 | 1432.95 |
| 12 | NCT of Delhi | 2020 | 3507.20 | 2088 | 2137.43 | 7472 | 13927.34 | 248852 | 118386.51 | 256324 | 132313.85 | 261 | 879.35 |
| 13 | Himachal Pradesh | 1627 | 763.44 | 1847 | 1033.95 | 7697 | 5444.34 | 64935 | 44078.43 | 72632 | 49522.78 | 1846 | 1578.54 |
| 14 | Uttarakhand | 1080 | 1326.10 | 1051 | 1022.89 | 4595 | 5770.59 | 35096 | 75781.04 | 39691 | 81551.63 | 170 | 330.11 |
| 15 | Tripura | 907 | 468.77 | 944 | 529.18 | 4933 | 3852.97 | 16542 | 14895.73 | 21475 | 18748.70 | 2738 | 1268.77 |
| 16 | Ladakh | 837 | 431.75 | 844 | 495.29 | 3476 | 2078.12 | 6876 | 5517.74 | 10352 | 7595.86 | 313 | 85.55 |
| 17 | Jharkhand | 767 | 4000.10 | 963 | 1599.56 | 3493 | 7004.11 | 60758 | 264893.70 | 64251 | 271897.81 | 86 | 314.77 |
| 18 | Chandigarh UT | 708 | 220.65 | 703 | 232.01 | 3126 | 1082.49 | 70544 | 21106.36 | 73670 | 22188.85 | 559 | 722.77 |
| 19 | Assam | 411 | 1060.44 | 386 | 2618.90 | 1325 | 4781.65 | 31671 | 111069.36 | 32996 | 115851.01 | 1012 | 3767.21 |
| 20 | Andaman | 237 | 100.78 | 158 | 20.63 | 810 | 363.62 | 3239 | 6366.07 | 4049 | 6729.69 | 61 | 4.73 |
| 21 | Puducherry | 112 | 109.89 | 87 | 61.88 | 490 | 291.51 | 7573 | 3308.08 | 8063 | 3599.60 | 183 | 40.95 |
| 22 | Daman and Diu | 63 | 472.10 | 66 | 479.10 | 360 | 1507.36 | 1373 | 3653.93 | 1733 | 5161.29 | 71 | 39.22 |
| 23 | Dadra & Nagar Haveli | 51 | 70.49 | 72 | 593.42 | 320 | 862.22 | 5037 | 8553.79 | 5357 | 9416.02 | 32 | 42.97 |
| 24 | Manipur | 45 | 216.57 | 20 | 190.03 | 160 | 1188.21 | 1398 | 22229.78 | 1558 | 23417.99 | 28 | 382.75 |
| 25 | Lakshadweep | 28 | 3.93 | 16 | 1.20 | 85 | 10.00 | 1396 | 897.92 | 1481 | 907.93 | 0 | 0.00 |
| 26 | Meghalaya | 8 | 27.44 | 2 | 0.13 | 28 | 120.53 | 575 | 6071.07 | 603 | 6191.61 | 6 | 174.35 |
| 27 | Arunachal Pradesh | 4 | 54.72 | 13 | 152.82 | 30 | 505.33 | 347 | 6666.42 | 377 | 7171.75 | 3 | 40.85 |
| 28 | Sikkim | 3 | 5.26 | 8 | 398.83 | 16 | 451.01 | 468 | 3685.34 | 484 | 4136.35 | 0 | 0.00 |
| 29 | Mizoram | 2 | 0.00 | 1 | 0.00 | 12 | 110.73 | 246 | 1133.70 | 258 | 1244.43 | 0 | 0.00 |
| 30 | Nagaland | 1 | 0.00 | 7 | 0.60 | 16 | 63.31 | 323 | 2089.20 | 339 | 2152.51 | 12 | 10.43 |
| | Total | 85689 | 69578.96 | 82377 | 69459.29 | 384043 | 309597.80 | 5305808 | 4545533.71 | 5689851 | 4855131.51 | 121040 | 138967.34 |
| | Others | | | | | | | | | | | | |
| 1 | Coal India Ltd. | 2954 | 15093.83 | 2894 | 11360.33 | 12794 | 52116.40 | 219687 | 343457.81 | 232481 | 395574.21 | 7380 | 21815.26 |
| 2 | Indian Oil Corp Ltd. | 1143 | 7386.91 | 1353 | 4728.02 | 6177 | 26589.01 | 136988 | 240720.83 | 143165 | 267309.85 | 3175 | 9839.23 |
| 3 | PMGSY | 1001 | 3200.48 | 883 | 4475.09 | 5400 | 18149.83 | 169419 | 449915.39 | 174819 | 468065.22 | 1600 | 7282.83 |
| 4 | Bharat Heavy Electricals Ltd. | 382 | 287.64 | 327 | 483.24 | 1831 | 2376.14 | 2973 | 2064.58 | 4804 | 4440.72 | 48 | 107.71 |
| 5 | Defence PSU | 353 | 473.58 | 407 | 102.27 | 1571 | 973.60 | 21221 | 11267.65 | 22792 | 12241.25 | 109 | 134.74 |
| 6 | Chennai Petroleum Corp Ltd. | 43 | 0.00 | 30 | 0.00 | 239 | 0.00 | 8038 | 13.93 | 8277 | 13.93 | 176 | 20.75 |
| | Total | 108057 | 171433.63 | 105563 | 170795.23 | 488795 | 675858.87 | 7030684 | 9730828.99 | 7519479 | 10406687.86 | 151046 | 231924.37 |

Serial No. 5 Defence PSU comprises of Goa Shipyard Limited, Hindustan Shipyard Limited, Mishra Dhatu Nigam Limited, Mazagon Dock Limited, Bharat Electronics Limited, Garden Reach Ship Builders and Engineers Limited.