



सत्यमेव जयते

<https://eprocure.gov.in>



eProcurement Platform

CPPP Newsletter

October 2021

Central Public Procurement Portal (CPPP) of Government of India is operational since 2012. It hosts the Government eProcurement System (GePNIC[®]) developed by National Informatics Centre in close coordination with Department of Expenditure, Ministry of Finance. CPPP provides a single point access to all the tendering information on various procurements made across the country.

It facilitates :

ePublishing - Publishing of tender enquiries, corrigendum & award of contract details.

XML - Facilitates publishing of tender comprehensive information of other eProcurement system

eProcurement - Facilitated through - GePNIC[®] implemented in more than 600 Central Government Ministries / Departments and Public Sector Units, it is also being rolled out across India in 31 State Government /Union Territories.

In October 2021

Total Tenders :
1.25 Lakh tenders

Value of Tenders :
₹ 1.63 Lakh Crores

Total Tenders :
77.75Lakhs

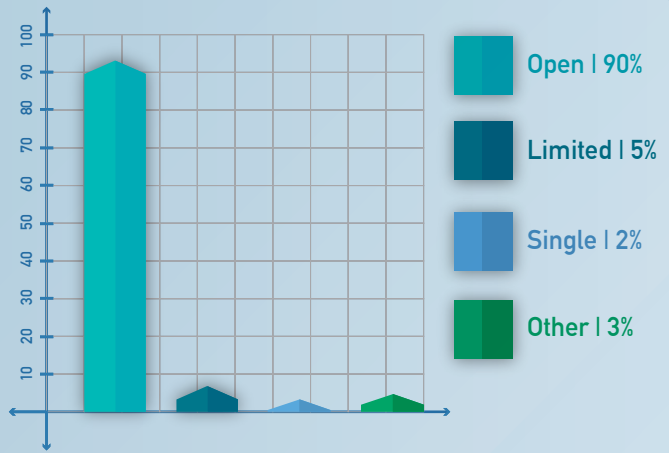
Value of Tenders :
₹ 107.07 Lakh Crores

National Informatics Centre
A-Block, CGO Complex
Lodhi Road, Delhi-110 003
cPPP-nic@nic.in

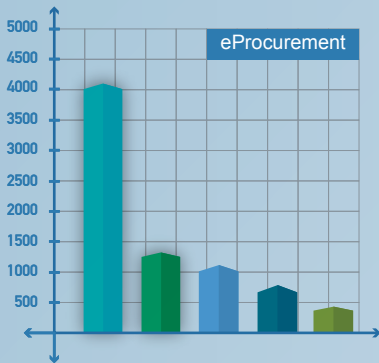
Procurement Policy Division
Department of Expenditure
Ministry of Finance
North Block New Delhi
cPPP-doe@nic.in

Centralized 24 X 7
Telephonic Help Desk & eMail Support
0120-4200462 | 0120-4001002
support-eproc@nic.in

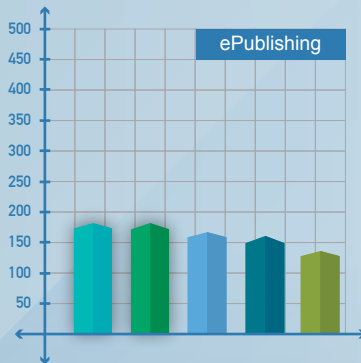
Percentage share of Tender Category / Tender Type



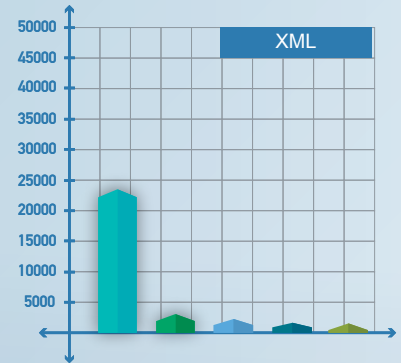
Top five eProcurement /ePublishing / XML Entities for this Month



- MES | 4071
- IHQ of MoD (Army)-(OSCC) | 1379
- NTPC Limited | 1044
- North Delhi Municipal Corporation | 725
- BSNL | 458



- Madhya Pradesh Power Generating Company Limited | 173
- Indian Air Force | 172
- IHQ of MoD (Army) | 165
- Western Coalfields Limited | 154
- Department of Fertilisers | 130



- Ministry of Railways | 23100
- CPWD | 2147
- BPCL | 886
- NTPC Limited | 798
- HPCL | 726

Monthly Statistics and Support / Assistance

(<https://eprocure.gov.in>)

# SMS Sent	19,22,831
# Mails Sent	25,35,572
# PMU Mail	1,684
# Tender	1,24,853
# Value of Tenders	₹ 1,63,185.75 Cr.
Award of Contract (AoC)	30,214
No. of Payments done through online	1,41,915
Value of payment done through online	₹ 820.17 Cr.
# Visitors this month	1,53,051
# Department Users up to the month	3,76,509
# Bidders/ Contractors up to the month	3,90,000

Daily Web Learning (eprocure.gov.in)	Mon – Fri (2.30- 4.30 PM) http://webcon.nic.in/
Centralized 24 X 7 Telephonic Help Desk & eMail Support	0120-4200462 0120-4001002 0120-4001005 support-eproc@nic.in
# Calls attended by helpdesk	24,618
# Mails handled by helpdesk	4,205
# Tender Cum Auction	538
# Web Learning Participants	77

Joined this month

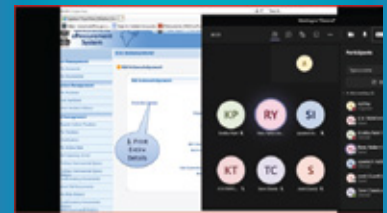
- National Institute of Urban Affairs - **Ministry of Housing and Urban Affairs**
- Institute of Teaching and Research in Ayurveda - **Ministry of AYUSH**
- Board of Radiation and Isotope Technology - **Department of Atomic Energy**
- Staff Selection Commission (SR) Chennai - **Ministry of Personnel, Public Grievances**
- Nuclear Power Corporation of India Limited - **Department of Atomic Energy**

Procuring entities floated first tender in this month

- All India Institute of Medical Sciences, Gorakhpur - **Ministry of Health and Family Welfare**
- Bokaro Power Supply Company (P) Limited - **Ministry of Power**
- GAIL (India) Limited - **Ministry of Petroleum & Natural Gas**
- Rashtriya Raksha University - **Ministry of Home Affairs**
- Ratle Hydroelectric Power Corporation Limited - **Ministry of Power**

Glimpse of Major Workshop During this Month

- One day training program on e-Procurement for Director General of Police, Mumbai. 15 department officers attended the training.
- One day training program on e-Auction system of NIC for Dadasaheb Phalke Chitranagari at Goregaon in Mumbai and Dhule Municipal corporation, Maharashtra. 25 department officers attended the training.
- Training on eAuction for the officials of BSNL Uttarakhand circle. 9 officials attended the training.
- Training on eProcurement at Regional Center of Urban Studies Lucknow for Panchayat Department Officials. 20 number of officials attended the training.
- Online full day training on eProcurement for the officials of BSNL Uttarakhand, GAIL and ITPO.
- Half day training on eProcurement and eAuction for the officials of Madhya Pradesh Road Development Corporation.
- Four weekly online bidders training on e-Procurement for bidders at Assam.
- One day training program on wrong inputs during the tender publication by the department users for the officials of Water Resource Department, Health and Family Welfare, Agriculture University, Industries and Commerce Department of Assam.
- One day training program on complete cycle of e-Procurement for officials of Forest Department and Agriculture University.
- Two half day training on eProcurement organized by Arun Jaitley National Institute of Financial Management. Around 128 participants attended the training.



Highlights

- ASSOCHAM organised a webinar on Ease of Doing Business in Government Procurement. Many industry leaders, policy makers presented their view. Role played by Central public procurement portal in Ease of Doing Business was highlighted by focusing specific features in Government eProcurement System of NIC, GePNIC®.
- Procurement Policy Division, Department of Expenditure, Min of Finance has released a set of Model Tender Document (MTD) for Procurement of Goods and Non-Consultancy Services to help procuring officials working in various Ministries/ Departments and Public Enterprises as a guiding template and improve the ease of doing business with the Government. A section is added in the CPP Portal. The same can be accessed using URL : https://eprocure.gov.in/cppp/standard_biddingdocs



Top 5 States / UTs | Tender Count Wise for the Month of October 2021

25,008

Uttar Pradesh

Maharashtra

14,682

13,289

Jammu & Kashmir

Kerala

11,332

6,645

West Bengal

Top 5 States / UTs | Value of Tenders Wise for the Month of October 2021

(Value in ₹ Cr.)

Uttar Pradesh
12,290.47

Maharashtra
11,038.95

Rajasthan
10,443.94

Madhya Pradesh
5,614.22

Jharkhand
3,898.29

NIC eProcurement (GePNIC[®]) Tender Statistics for the Month of October 2021

S.No.	State Organization	Current Financial Year - 2021-22						Financial Year 2007-08 onwards to 2020-21		Cumulative Tenders		Bid Awards 2021-22 Up to the Month	
		During October 2021		Previous Month September 2021		Upto the Month 2021-22		No.	Value (In ₹ Cr.)	No.	Value (In ₹ Cr.)	No.	Value (In ₹ Cr.)
		No.	Value (In ₹ Cr.)	No.	Value (In ₹ Cr.)	No.	Value (In ₹ Cr.)						
	Central Public Procurement Portal	16000	70208.83	17280	38879.15	110020	375144.08	1166550	4137855.08	1276570	4512999.16	26328	86923.60
States													
1	Uttar Pradesh	25008	12290.47	18256	15561.83	105495	77501.87	847235	961157.45	952730	1038659.32	19323	12967.36
2	Maharashtra	14682	11038.95	11389	7858.53	100422	63930.10	1107447	616564.56	1207869	680494.66	51544	15975390.76
3	Jammu & Kashmir	13289	2661.08	21812	2827.37	76509	18332.81	223694	106278.33	300203	124611.14	314	42.20
4	Kerala	11332	2089.96	8471	2039.13	41392	14318.80	561844	223583.80	603236	237902.60	20419	12651.90
5	West Bengal	6645	2739.89	9663	2181.53	40393	14750.43	596655	304981.26	637048	319731.69	17955	7534.29
6	Punjab	6617	3602.51	6645	3315.85	31460	16353.44	121492	76002.19	152952	92355.62	11367	40606.26
7	Rajasthan	5083	10443.94	7614	7296.03	48333	61337.97	373174	656996.03	421507	718334.00	1512	3303.69
8	Haryana	4871	3434.87	5508	4825.26	32873	29609.12	213049	131381.24	245922	160990.36	15545	20059.01
9	Madhya Pradesh	4476	5614.22	4607	13925.11	30599	55492.90	148959	253080.84	179558	308573.74	14153	24991.68
10	Odisha	2741	3224.56	3470	1975.89	20816	21510.37	330763	282491.37	351579	304001.74	7579	7352.17
11	NCT of Delhi	1674	961.10	1784	582.97	10930	15471.41	248852	118386.51	259782	133857.92	460	933.93
12	Tamil Nadu	1588	3723.22	1928	6233.18	13002	15947.93	224247	212632.44	237249	228580.37	1311	2023.25
13	Uttarakhand	1106	1833.86	1010	2663.84	6711	10268.29	35096	75781.04	41807	86049.33	251	562.37
14	Ladakh	861	510.50	882	522.58	5219	3111.20	6876	5517.74	12095	8628.94	485	122.77
15	Jharkhand	857	3898.29	871	2095.08	5221	12997.49	60758	264893.70	65979	277891.19	130	716.71
16	Goa	613	1151.97	279	455.44	903	1607.45	323	2089.20	1226	3696.65	3	0.10
17	Tripura	553	212.33	842	407.41	6328	4472.71	16542	14895.73	22870	19368.44	3966	1927.18
18	Himachal Pradesh	492	289.56	1473	1189.87	9662	6923.77	64935	44078.43	74597	51002.20	2859	2459.91
19	Chandigarh UT	434	104.32	753	189.46	4313	1376.27	70544	21106.36	74857	22482.63	706	748.16
20	Assam	261	1749.38	417	2187.93	2003	8718.97	31671	111069.36	33674	119788.33	1297	4517.62
21	Andaman	198	139.00	320	30.74	1328	533.36	3239	6366.07	4567	6899.43	132	29.44
22	Puducherry	66	37.49	127	61.31	683	390.31	7573	3308.08	8256	3698.39	285	132.65
23	Daman & Diu	59	193.51	61	429.57	480	2130.44	1373	3653.93	1853	5784.37	112	365.93
24	Manipur	56	420.75	51	319.76	267	1928.71	1398	22229.78	1665	24158.49	30	439.12
25	Lakshadweep	17	28.39	40	4.41	142	42.80	1396	897.92	1538	940.72	1	0.24
26	Arunachal Pradesh	14	69.65	16	85.31	60	660.29	347	6666.42	407	7326.71	5	50.96
27	Nagaland	13	0.48	8	24.68	37	88.47	323	2089.20	360	2177.67	12	10.43
28	Dadra & Nagar Haveli	6	1.57	39	98.37	365	962.17	5037	8553.79	5402	9515.96	50	52.35
29	Sikkim	4	38.57	5	61.11	25	550.68	468	3685.34	493	4236.02	1	1.80
30	Meghalaya	3	29.65	5	50.42	36	200.60	575	6071.07	611	6271.67	11	209.53
31	Mizoram	1	0.00	0	0.00	13	110.73	246	1133.70	259	1244.43	1	0.04
	Total	103620	72534.03	108346	79499.97	596020	461631.85	5306131	4547622.91	5902151	5009254.76	171819	16120203.82
Others													
1	Coal India Ltd.	2486	12252.07	2589	10296.37	17869	74664.84	219687	343457.81	237556	418122.65	10220	31045.91
2	Indian Oil Corp Ltd.	1317	6034.67	1307	4789.75	8801	37413.43	136988	240720.83	145789	278134.27	4217	12924.61
3	PMGSY	689	1691.99	510	1184.03	6599	21025.85	169419	449915.39	176018	470941.24	2079	8432.04
4	Bharat Heavy Electricals Ltd.	421	375.61	356	464.43	2608	3216.18	2973	2064.58	5581	5280.76	68	236.54
5	Defence PSU	282	88.23	346	107.57	2199	1169.40	21221	11267.65	23420	12437.06	129	141.26
6	Chennai Petroleum Corp Ltd.	38	0.32	36	0.07	313	0.39	8038	13.93	8351	14.32	201	1327.55
	Total	124853	163185.76	130770	135221.35	744429	974266.02	7031007	9732918.19	7775436	10707184.22	215061	16261235.34

Serial No. 5 Defence PSU comprises of Goa Shipyards Limited, Hindustan Shipyards Limited, Mishra Dhatu Nigam Limited, Mazagon Dock Limited, Bharat Electronics Limited, Garden Reach Ship Builders and Engineers Limited.