



<https://eprocure.gov.in>



eProcurement Platform

CPPP Newsletter

November 2021

Central Public Procurement Portal (CPPP) of Government of India is operational since 2012. It hosts the Government eProcurement System (GePNIC®) developed by National Informatics Centre in close coordination with Department of Expenditure, Ministry of Finance. CPPP provides a single point access to all the tendering information on various procurements made across the country.

It facilitates :

ePublishing - Publishing of tender enquiries, corrigendum & award of contract details.

XML - Facilitates publishing of tender comprehensive information of other eProcurement system

eProcurement - Facilitated through - GePNIC® implemented in more than 600 Central Government Ministries / Departments and Public Sector Units, it is also being rolled out across India in 31 State Government /Union Territories.

In November 2021

Total Tenders :
1.40 Lakh tenders

Value of Tenders :
₹ 1.5 Lakh Crores

Total Tenders :
79.16 Lakhs

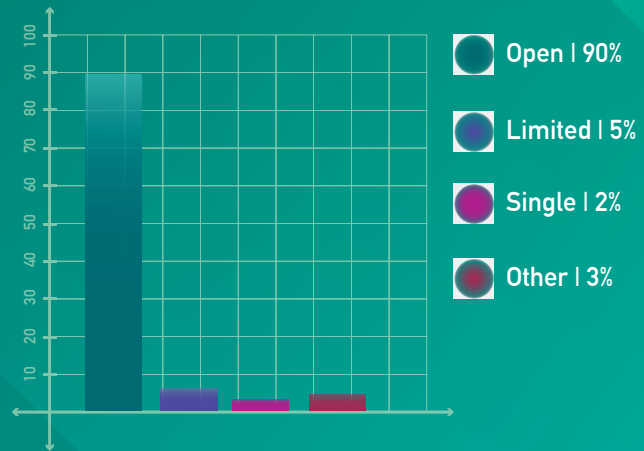
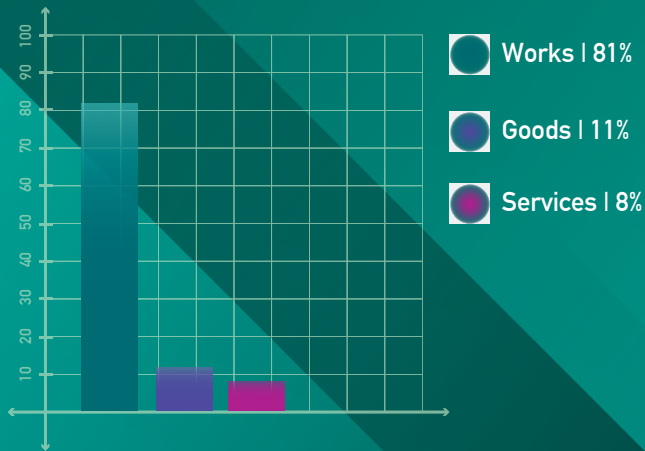
Value of Tenders :
₹ 108.57 Lakh
Crores

National Informatics Centre
A-Block, CGO Complex
Lodhi Road, Delhi-110 003
cphp-nic@nic.in

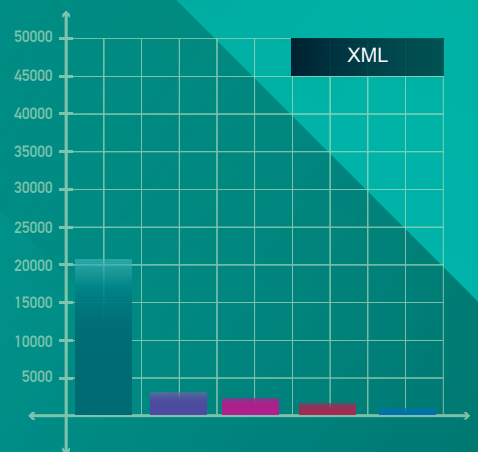
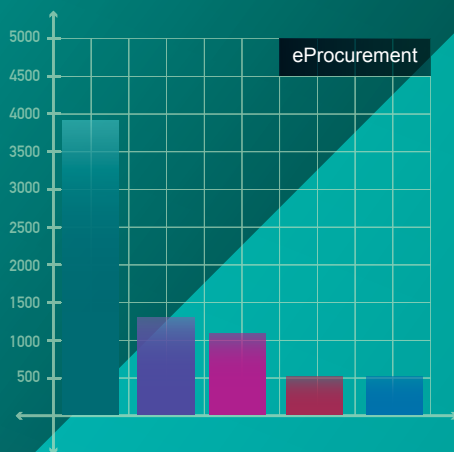
Procurement Policy Division
Department of Expenditure
Ministry of Finance
North Block New Delhi
cphp-doe@nic.in

Centralized 24 X 7
Telephonic Help Desk & eMail
Support
0120-4200462 | 0120-4001002
support-eproc@nic.in

Percentage share of Tender Category / Tender Type



Top five eProcurement /ePublishing / XML Entities for this Month



- MES | 3822
- IHQ of MoD (Army)-(OSCC) | 1626
- NTPC Limited | 1149
- South Delhi Municipal Corporation | 514
- BSNL | 511

- Western Coalfields Limited | 192
- Madhya Pradesh Power Generating Company Limited | 189
- IHQ of MoD (Army) | 188
- Bharat Heavy Electricals Limited | 144
- Indian Air Force | 125

- Ministry of Railways | 21157
- CPWD | 2292
- BPCL | 927
- HPCL | 696
- NTPC Limited | 488

Monthly Statistics and Support / Assistance (<https://eprocure.gov.in>)

# SMS Sent	21,27,232	Daily Web Learning (eprocure.gov.in)	Mon – Fri (2.30- 4.30 PM) http://webcon.nic.in/
# Mails Sent	27,65,110	Centralized 24 X 7 Telephonic Help Desk & eMail Support	0120-4200462 0120-4001002 0120-4001005 support-eproc@nic.in
# PMU Mail	1,618	# Calls attended by helpdesk	32,429
# Tender	1,40,205	# Mails handled by helpdesk	3,384
# Value of Tenders	₹ 1,49,710.49 Cr.	# Tender Cum Auction	619
Award of Contract (AoC)	32,446	# Web Learning Participants	150
No. of Payments done through online	1,53,097		
Value of payment done through online	₹ 970.41 Cr.		
# Visitors this month	1,12,931		
# Department Users up to the month	3,84,017		
# Bidders/ Contractors up to the month	3,90,000		

Joined this month

- Brahmaputra Valley Fertilizer Corporation Limited - **Ministry of Chemicals & Fertilizer**
- Capacity Building Commission - **Ministry of Personnel, Public Grievances and Pensions**
- Delhi Police Housing Corporation Limited - **Ministry of Home Affairs**
- Information and Library Network Centre - **Ministry of Education**
- National Institutes of Technology Srinagar - **Ministry of Education**
- National Commission for Homoeopathy - **Ministry of AYUSH**

Procuring entities floated first tender in this month

- Delhi Police Housing Corporation Limited - **Ministry of Home Affairs**
- Indian Medicines Pharmaceutical Corporation Limited - **Ministry of AYUSH**
- Irrigation and Command Area Development Department - **Government of Telangana**
- Variable Energy Cyclotron Centre - **Department of Atomic Energy**

Sabka Saath
Sabka Vikas
Sabka Vishwas
Sabka Prayas



Glimpse of Major Workshop During this Month

- One day training program on e-Auction system of NIC for "Government Printing, Stationery & Publications" DGPS Mumbai Department. 33 officials attended the training.
- Two days training on eProcurement for Directorate of School Education J&K. Training was attended by 10 Officials.
- Full day online training on eProcurement for the officials of Brahmaputra Valley Fertilizer Corporation Limited and BSNL. Around 105 participants attended the training.
- Half day hands on training on eProcurement for the officials of DRDO organized by Arun Jaitley National Institute of Financial Management. Around 33 officials attended the training.
- Half day training on eProcurement for Arms & Service Officers of ARTRAC organized by Arun Jaitley National Institute of Financial Management. Around 35 officials attended the training.
- One day training on eProcurement for the officials of Manipur University at Manipur University.
- Half day training on eProcurement organized by Institute of Secretariat Training and Management. Around 55 officials attended the training.
- One-day training cum workshop on eProcurement for J&K Academy of Art Culture and Languages. Training was attended by 4 Officials.
- As part of MDP, "Training on Public Procurement" organised by DoE, Min. of Finance at Arun Jaitley National Institute of Financial Management, Faridabad. 3 trainings were conducted during the month of November 2021.
- One day training on e-Procurement for The Maharashtra State Commission for Right to Public Services, SNDT Women University Mumbai. 14 department officers attended the training session.



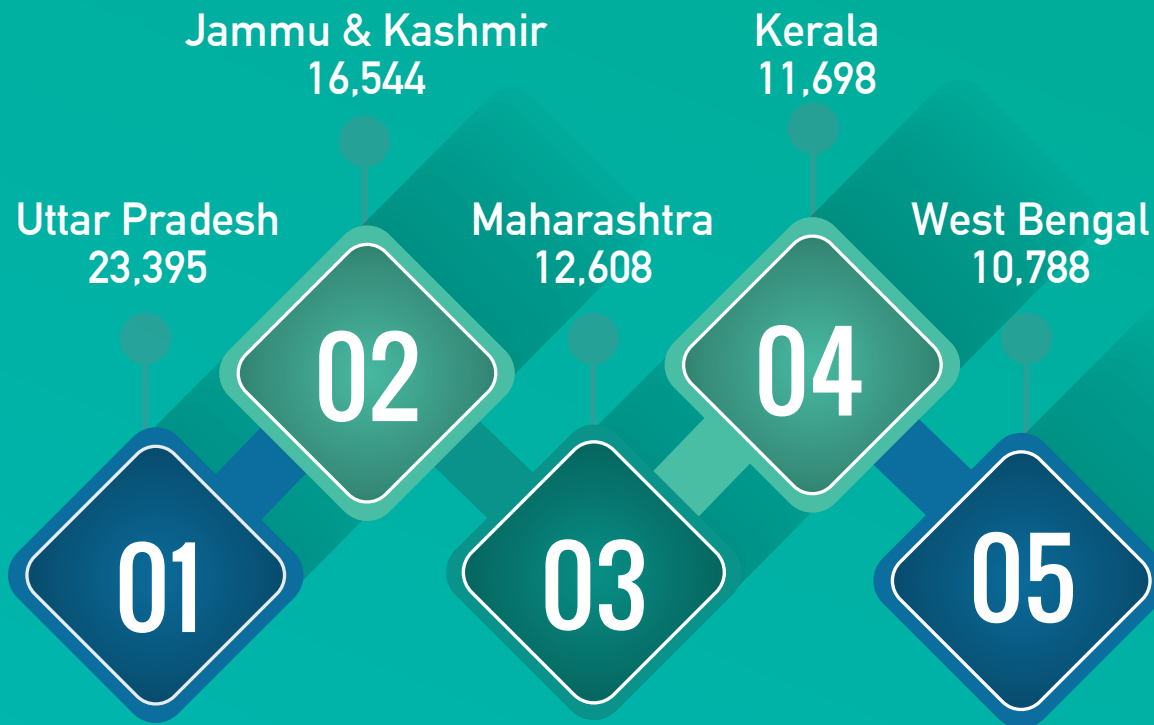
Highlight




Celebrating **14** Years of Excellence

GePNIC® completed 14 years of successful implementation in November 2021.

Top 5 States / UTs | Tender Count Wise for the Month of November 2021



Top 5 States / UTs | Value of Tenders Wise for the Month of November 2021 (Value in ₹ Cr.)



NIC eProcurement (GePNIC[®]) Tender Statistics for the Month of November 2021

S.No.	State Organization	Current Financial Year - 2021-22						Financial Year 2007-08 onwards to 2020-21		Cumulative Tenders		Bid Awards 2021-22 Up to the Month	
		During November 2021		Previous Month October 2021		Upto the Month 2021-22		No.	Value (In ₹ Cr.)	No.	Value (In ₹ Cr.)	No.	Value (In ₹ Cr.)
		No.	Value (In ₹ Cr.)	No.	Value (In ₹ Cr.)	No.	Value (In ₹ Cr.)						
	Central Public Procurement Portal	16374	48952.74	16000	70208.83	126394	424096.82	1166550	4137855.08	1292944	4561951.90	30125	97579.38
States													
1	Uttar Pradesh	23395	9709.38	25008	12290.47	128890	87211.24	847235	961157.45	976125	1048368.70	21919	14198.18
2	Jammu & Kashmir	16544	7212.26	13289	2661.08	93053	25545.07	223694	106278.33	316747	131823.40	383	61.69
3	Maharashtra	12608	9347.91	14682	11038.95	113030	73278.01	1107447	616564.56	1220477	689842.57	57579	15978254.66
4	Kerala	11698	3252.52	11332	2089.96	53090	17571.32	561844	223583.80	614934	241155.12	26110	19079.14
5	West Bengal	10788	4246.72	6645	2739.89	51181	18997.15	596655	304981.26	647836	323978.41	21892	9268.44
6	Punjab	7541	3938.63	6617	3602.51	39001	20292.07	121492	76002.19	160493	96294.25	13708	42329.13
7	Odisha	6449	3697.11	2741	3224.56	27265	25207.48	330763	282491.37	358028	307698.85	8130	8161.25
8	Rajasthan	5347	12471.42	5083	10443.94	53680	73809.39	373174	656996.03	426854	730805.42	1723	4430.48
9	Haryana	4952	3324.66	4871	3434.87	37825	32933.78	213049	131381.24	250874	164315.02	17318	22476.14
10	Madhya Pradesh	4924	7093.87	4476	5614.22	35523	62586.77	148959	253080.84	184482	315667.61	16082	27109.34
11	Tamil Nadu	2850	4672.53	1588	3723.22	15852	20620.46	224247	212632.44	240099	233252.90	1503	3104.06
12	NCT of Delhi	2046	1117.71	1674	961.10	12976	16589.12	248852	118386.51	261828	134975.63	520	1017.54
13	Jharkhand	1944	8532.81	857	3898.29	7165	21530.30	60758	264893.70	67923	286424.00	162	837.89
14	Himachal Pradesh	1491	947.44	492	289.56	11153	7871.21	64935	44078.43	76088	51949.64	3275	2699.04
15	Uttarakhand	1380	2419.52	1106	1833.86	8091	12687.81	35096	75781.04	43187	88468.85	272	583.60
16	Goa	676	955.94	613	1151.97	1579	2563.39	323	2089.20	1902	4652.59	11	4.09
17	Chandigarh UT	652	179.44	434	104.32	4965	1555.70	70544	21106.36	75509	22662.06	757	751.34
18	Ladakh	608	380.25	861	510.50	5827	3491.45	6876	5517.74	12703	9009.19	596	142.90
19	Tripura	507	254.65	553	212.33	6835	4727.35	16542	14895.73	23377	19623.08	4424	2099.17
20	Assam	323	765.23	261	1749.38	2326	9484.19	31671	111069.36	33997	120553.55	1408	4693.66
21	Andaman	252	47.33	198	139.00	1580	580.70	3239	6366.07	4819	6946.77	170	31.50
22	Puducherry	166	72.28	66	37.49	849	462.58	7573	3308.08	8422	3770.67	304	144.86
23	Manipur	51	355.71	56	420.75	318	2284.43	1398	22229.78	1716	24514.21	40	2580.27
24	Dadra & Nagar Haveli	46	258.62	6	1.57	411	1220.78	5037	8553.79	5448	9774.58	51	52.36
25	Daman & Diu	45	187.47	59	193.51	525	2317.91	1373	3653.93	1898	5971.84	123	367.76
26	Arunachal Pradesh	26	268.17	14	69.65	86	928.46	347	6666.42	433	7594.88	8	65.23
27	Lakshadweep	20	3.73	17	28.39	162	46.53	1396	897.92	1558	944.45	1	0.24
28	Sikkim	9	46.67	4	38.57	34	597.35	468	3685.34	502	4282.70	1	1.80
29	Nagaland	5	2.42	13	0.48	42	90.89	323	2089.20	365	2180.09	12	10.43
30	Meghalaya	5	19.47	3	29.65	41	220.07	575	6071.07	616	6291.14	11	209.53
31	Mizoram	1	0.00	1	0.00	14	110.73	246	1133.70	260	1244.43	1	0.04
Total		117349	85781.83	103620	72534.03	713369	547413.68	5306131	4547622.91	6019500	5095036.59	198494	16144765.77
Others													
1	Coal India Ltd.	3154	4398.52	2486	12252.07	21023	79063.36	219687	343457.81	240710	422521.17	11553	33999.94
2	PMGSY	1293	6222.34	689	1691.99	7892	27248.19	169419	449915.39	177311	477163.58	2207	8972.77
3	Indian Oil Corp Ltd.	1234	3641.90	1317	6034.67	10035	41055.34	136988	240720.83	147023	281776.17	4718	14029.10
4	Bharat Heavy Electricals Ltd.	495	467.13	421	375.61	3103	3683.30	2973	2064.58	6076	5747.89	74	254.31
5	Defence PSU	280	246.04	282	88.23	2479	1415.44	21221	11267.65	23700	12683.10	131	141.49
6	Chennai Petroleum Corp Ltd.	26	0.00	38	0.32	339	0.39	8038	13.93	8377	14.32	206	1332.78
Total		140205	149710.50	124853	163185.76	884634	1123976.52	7031007	9732918.19	7915641	10856894.72	247508	16301075.54

Serial No. 5 Defence PSU comprises of Goa Shipyard Limited, Hindustan Shipyard Limited, Mishra Dhatu Nigam Limited, Mazagon Dock Limited, Bharat Electronics Limited, Garden Reach Ship Builders and Engineers Limited.