



<http://eprocure.gov.in>



CPPP NEWSLETTER

December 2021



Central Public Procurement Portal (CPPP) of Government of India is operational since 2012. It hosts the Government eProcurement System (GePNIC©) developed by National Informatics Centre in close coordination with Department of Expenditure, Ministry of Finance. CPPP provides a single point access to all the tendering information on various procurements made across the country.

It facilitates :

ePublishing - Publishing of tender enquiries, corrigendum & award of contract details.

XML - Facilitates publishing of tender comprehensive information of other eProcurement system.

eProcurement - Facilitated through - GePNIC© implemented in 670 around Central Government Ministries / Departments and Public Sector Units, it is also being rolled out across India in 31 State Government / Union Territories.

In December 2021

Total Tenders :
₹1.73 Lakh tenders

Value of Tenders :
₹2.73 Lakh Crores

Cumulative Tenders

Total Tenders :
80.89 Lakhs

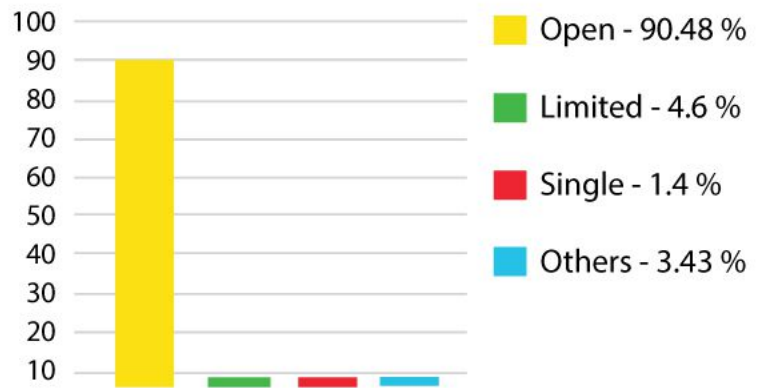
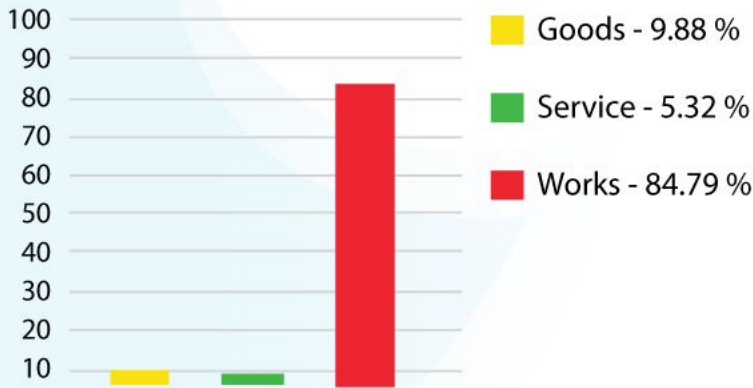
Value of Tenders :
₹ 111.30 Lakh Crores

National Informatics Centre
A-Block, CGO Complex
Lodhi Road, Delhi - 110003
cPPP-nic@nic.in

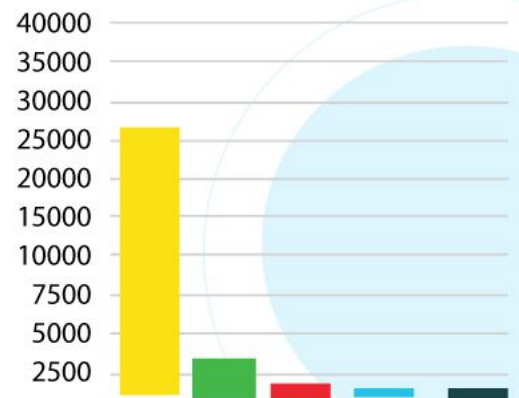
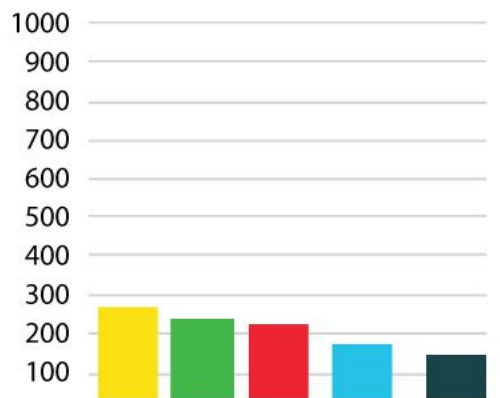
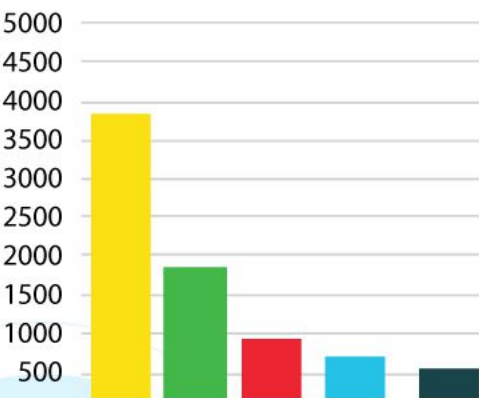
Procurement Policy Division
Department of Expenditure
Ministry of Finance
North Block New Delhi
cPPP-doe@nic.in

Centralized 24 X 7
Telephonic Help Desk & eMail
Support
0120-4200462 | 0120-4001002
support-eproc@nic.in

Percentage share of Tender Category / Tender Type



Top Five eProcurement /ePublishing / XML Entities during this Month



- MES | 3978
- IHQ of MoD (Army)-(OSCC) | 1980
- NTPC Limited | 950
- Bharat Sanchar Nigam Limited | 575
- North Delhi Municipal Corporation | 539

- Western Coalfields Limited | 269
- Madhya Pradesh Power Generating Company Limited | 243
- IHQ of MoD (Army) | 207
- Indian Air Force | 170
- Bharat Heavy Electricals Limited | 151

- Ministry of Railways | 26366
- CPWD | 2806
- BPCL | 912
- HPCL | 891
- NTPC Limited | 821

Monthly Statistics and Support / Assistance (<https://eprocure.gov.in>)

CPPP
NEWSLETTER
December 2021

# SMS Sent	26,94,316
# Mails Sent	34,22,021
# PMU Mail	1,821
# Tender	1,73,991
# Value of Tenders	₹ 2,73,579.06 Cr.
# Award of Contract (AoC)	40,430
# No. of Payments done through online	2,40,704
# Value of payment done through online	₹ 1,732.73 Cr.
# Visitors this month	1,70,439
# Department Users up to the month	4,10,845
# Bidders/ Contractors up to the month	3,90,000

Daily Web Learning (eprocure.gov.in)	Mon – Fri (2.30- 4.30 PM) http://webcon.nic.in/
Centralized 24 X 7 Telephonic Help Desk & eMail Support	0120-4200462 0120-4001002 0120-4001005 support-eproc@nic.in
# Calls attended by helpdesk	41,108
# Mails handled by helpdesk	3,989
# Tender Cum Auction	733
# Web Learning Participants	70

Major Highlights of the year 2021



eAuction Indian, a generic platform for electronic auction was launched by Shri Ravi Shankar Prasad Hon'ble Minister for Law & Justice, Communication and Electronics & Information Technology on 28th January 2021 during the Silver Jubilee Celebration of NICSI.

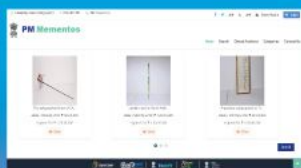
PM Mementoes (Gifted auction mementoes) conferred with "Award of Appreciation" in the 18th CSI SIG eGovernance Award 2020.



Tenders of 2021

Total Tenders :
14.32 Lakhs

Value of Tenders :
₹ 17.66 Lakh Crores



Auction of the Mementos presented to Hon'ble PM Shri Narendra Modi was carried through <https://pmmementos.gov.in> Sep 2021.



Central Public Procurement Portal (CPPP) conferred with "Award of Excellence" in the 18th CSI SIG eGovernance Award 2020.



Govt of Goa adopts GePNIC in July 2021.


Glimpse of Major Workshop During this Month




- Three days online training on eProcurement for the officials of Indian Institute of Science Bangalore.
- One session on eProcurement on 20th Foundation Training Programme for Scientists and Technologists organized by Indian Institute of Public Administration. 20 participants attended the session.
- Online training to the official of Ministry of Education on QCBS process flow.
- One day training on eProcurement for officials of Horticulture University at CSIR-NAARAM, Hyderabad. Training was attended by 30 Officials.
- One day training on Tender Cum Auction at Council of Scientific and Industrial Research–Centre for Cellular and Molecular Biology (CSIR-CCMB). 18 participants attended the training.
- Two trainings of Office of the Chief Engineer, PWD (Roads), Assam and IIT, Guwahati.

- Half day training on eProcurement for Arms & Service Officers of ARTRAC organized by Arun Jaitley National Institute of Financial Management. Around 30 officials attended the training.
- One day training on eProcurement for Department of Commerce & Industries (Temi Tea Garden), Govt. of Sikkim.
- Two Half day training on eProcurement organized by Institute of Secretariat Training and Management. Around 105 officials attended the training.
- One-day training cum workshop on eProcurement for J&K Academy of Art Culture and Languages. Training was attended by 4 Officials.
- As part of MDP, "Training on Public Procurement" organised by DoE, Min of Finance at Arun Jaitley National Institute of Financial Management, Faridabad, 2 trainings were conducted during the month November 2021.

Top 5 States / UTs | Tender Count Wise during this month



Top 5 States / UTs | Value of Tenders Wise during this month (Value in ₹ Cr.)



सबका साथ
सबका विकास
सबका विश्वास
सबका प्रयास



NIC eProcurement (GePNIC) Tender Statistics during this month

S.No.	State Organization	Current Financial Year - 2021-2022						Financial Year 2007-08 onwards to 2020-21		Cumulative Tenders		Bid Awards 2021-22 Up to the Month	
		During December 2021		Previous Month November 2021		Upto the Month 2021-22		No.	Value (In Rs. Cr.)	No.	Value (In Rs. Cr.)	No.	Value (In Rs. Cr.)
		No.	Value (In Rs. Cr.)	No.	Value (In Rs. Cr.)	No.	Value (In Rs. Cr.)						
	Central Public Procurement Portal	18103	104293.32	16374	48952.74	144497	528390.14	1166550	4137855.08	1311047	4666245.22	34662	132383.63
	States												
1	Uttar Pradesh	40083	41959.44	23395	9709.38	168973	129170.68	847235	961157.45	1016208	1090328.14	25400	16072.07
2	Jammu & Kashmir	17145	11544.31	16544	7212.26	110198	37089.38	223694	106278.33	333892	143367.71	496	66.85
3	Maharashtra	16827	20038.23	12608	9347.91	129857	93316.24	1107447	616564.56	1237304	709880.80	64139	15981595.13
4	Odisha	11771	11144.76	6449	3697.11	39036	36352.25	330763	282491.37	369799	318843.62	8791	8591.52
5	West Bengal	11127	5662.19	10788	4246.72	62308	24659.34	596655	304981.26	658963	329640.60	27572	2022421.35
6	Kerala	9792	4966.43	11698	3252.52	62882	22537.75	561844	223583.80	624726	246121.55	31774	24507.87
7	Punjab	9018	3574.91	7541	3938.63	48019	23866.98	121492	76002.19	169511	99869.16	17482	45998.56
8	Rajasthan	6122	3310.74	5347	12471.42	59802	83572.87	373174	656996.03	432976	740568.90	1928	5555.45
9	Madhya Pradesh	5748	6266.45	4924	7093.87	41271	68853.22	148959	253080.84	190230	321934.06	18794	30113.01
10	Haryana	5358	4113.04	4952	3324.66	43183	37046.82	213049	131381.24	256232	168428.06	19548	24156.87
11	NCT of Delhi	3503	1725.18	2046	1117.71	16479	18314.30	248852	118386.51	265331	136700.81	603	1039.13
12	Tamil Nadu	2946	2631.00	2850	4672.53	18798	23251.46	224247	212632.44	241904	243045	1829	6610.14
13	Uttarakhand	2419	3289.23	1380	2419.52	10510	15977.04	35096	75781.04	45606	91758.08	315	738.92
14	Himachal Pradesh	1641	1558.50	1491	947.44	12794	9429.70	64935	44078.43	77729	53508.14	3720	3001.82
15	Jharkhand	1497	5631.51	1944	8532.81	8662	27161.81	60758	264893.70	69420	292055.51	197	1143.90
16	Goa	1094	712.10	676	955.94	2673	3275.48	323	2089.20	2996	5364.69	40	62.25
17	Tripura	906	778.22	507	254.65	7741	5505.57	16542	14895.73	24283	20401.30	5098	2969.77
18	Assam	545	4162.93	323	765.23	2871	13647.12	31671	111069.36	28918	124716.48	1509	6009.52
19	Ladakh	401	121.06	608	380.25	6228	3612.52	6876	5517.74	13104	9130.25	694	161.80
20	Andaman	357	62.40	252	47.33	1937	643.09	3239	6366.07	5176	7009.17	230	36.37
21	Chandigarh UT	138	28.34	652	179.44	5103	1584.05	70544	21106.36	75647	22690.41	799	768.00
22	Puducherry	137	111.50	166	72.28	986	574.09	7573	3308.08	8559	3882.17	383	187.18
23	Manipur	75	730.77	51	355.71	393	3015.20	1398	22229.78	1791	25244.98	41	2618.63
24	Dadra and Nagar Haveli	55	526.61	46	258.62	466	1747.40	5037	8553.79	5503	10301.19	65	102.78
25	Daman and Diu	42	302.98	45	187.47	567	2620.88	1373	3653.93	1940	6274.82	134	373.41
26	Lakshadweep	23	8.01	20	3.73	185	54.54	1396	897.92	1581	952.46	1	0.24
27	Arunachal Pradesh	18	101.95	26	268.17	104	1030.41	347	6666.42	451	7696.83	12	66.41
28	Sikkim	10	95.24	9	46.67	44	692.59	468	3685.34	512	4377.94	2	2.21
29	Meghalaya	5	53.64	5	19.47	46	273.71	575	6071.07	621	6344.78	14	239.63
30	Nagaland	3	0.30	5	2.42	45	91.19	323	2089.20	368	2180.40	14	11.15
31	Mizoram	1	0.00	1	0.00	15	110.73	246	1133.70	261	1244.43	1	0.04
	Total	148807	141664.73	117349	85781.83	862176	689078.41	5306131	4547622.91	6168307	5236701.33	231625	18185221.97
	Others												
1	Coal India Ltd.	3873	16717.53	3154	4398.52	24896	95780.89	219687	343457.81	244583	439238.70	13549	59170.29
2	Indian Oil Corp Ltd.	1522	6984.81	1234	3641.90	11557	48040.14	136988	240720.83	148545	288760.97	5264	18900.57
3	PMGSY	732	2473.29	1293	6222.34	8624	29721.48	169419	449915.39	178043	479636.87	2333	9375.88
4	Bharat Heavy Electricals Ltd.	599	825.33	495	467.13	3702	4508.63	2973	2064.58	6675	6573.22	150	564.95
5	Defence PSU	322	265.28	280	246.04	2801	1680.72	21221	11267.65	24022	12948.37	142	147.31
6	Chennai Petroleum Corp Ltd.	33	354.77	26	0.00	372	355.16	8038	13.93	8410	369.09	213	1334.07
	Total	173991	273579.06	140205	149710.50	1058625	1397555.59	7031007	9732918.19	8089632	11130473.78	287938	18407098.67
	* comprises of Goa Shipyard Limited, Hindustan Shipyard Limited, Mishra Dhatu Nigam Limited, Mazagon Dock Limited, Bharat Electronics Limited, Garden Reach Ship Builders and Engineers Limited.												