



<https://eprocure.gov.in>

CPPP Newsletter



- GePNIC® Users
- Non - GePNIC® Users



May 2022

Central Public Procurement Portal (CPPP) of Government of India is operational since 2012. It hosts the Government eProcurement System (GePNIC®) developed by National Informatics Centre in close coordination with Department of Expenditure, Ministry of Finance. CPPP provides a single point access to all the tendering information on various procurements made across the country.

It Facilitates :

ePublishing - Publishing of tender enquiries, corrigendum & award of contract details.

XML - Facilitates publishing of tender comprehensive information of other eProcurement system.

eProcurement - Facilitated through - GePNIC® implemented in 679 around Central Government Ministries / Departments and Public Sector Units, it is also being rolled out across India in 31 State Government /Union Territories.

In May 2022

Tenders
1.28 Lakh

Value of Tenders
₹ 3.96 Lakh Cr.

In May 2022

Department
Users up to the
month
4.33 Lakhs

Bidders / CONTR.
up to the month
4 Lakhs

Cumulative Tenders

Tenders
86.97 Lakh

Value of Tenders
₹ 124 Lakh Cr.



National Informatics Centre
A-Block, CGO Complex
Lodhi Road, Delhi - 110003
cPPP-nic@nic.in



Procurement Policy Division
Department of Expenditure
Ministry of Finance
North Block New Delhi
cPPP-doe@nic.in

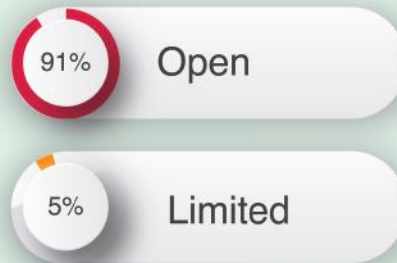
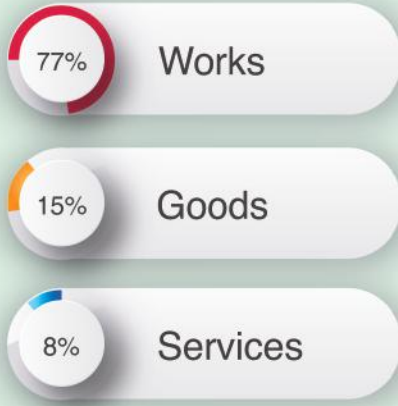


Centralized 24 X 7 Telephonic
Help Desk & Email Support
0120-4200462 | 0120-4001002
support-eproc@nic.in



Percentage share of Tender Category / Tender Type

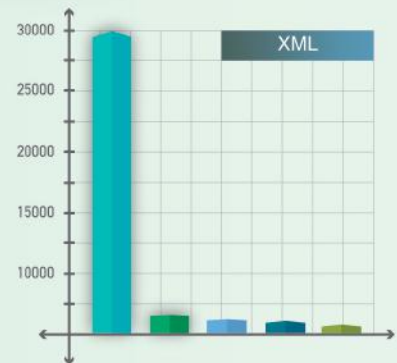
Tender Category



Tender Type

TOP 5

eProcurement / ePublishing / XML Entities during this month




- MES | 4173
- IHQ of MoD (Army)-(OSCC) | 1111
- NTPC Limited | 1085
- Directorate of Purchase and Stores | 658
- Bharat Sanchar Nigam Limited | 647

- Department of Defence Production | 267
- Western Coalfields Limited | 246
- MPPGCL | 199
- Indian Air Force | 178
- IRCTC | 156

- Ministry of Railways | 28078
- CPWD | 2224
- HPCL | 973
- BPCL | 678
- Hindustan Aeronautics Limited | 487

HIGHLIGHTS



Imparted a session on Overview of Central Public Procurement Portal World Bank Perspective in “Procurement Policy Framework 2016” organized by ISM India. Participants were from Africa , Eastern Europe and India.

Monthly Statistics (<https://eprocure.gov.in>)



| | |
|--------------------------------------|----------------|
| SMS alert | 20,04,667 |
| Mails alert | 26,42,697 |
| # Tender | 1,28,987 |
| Value of Tenders | ₹ 3,96,378 Cr. |
| Award of Contract (AoC) | 34,821 |
| # Payments done through online | 1,71,743 |
| Value of payment done through online | ₹ 1,739 Cr. |
| # Visitors this month | 1,81,762 |

Support / Assistance (<https://eprocure.gov.in>)



| | |
|---|--|
| Daily Web Learning (https://eprocure.gov.in/cppp/trainingdisp) eAuction | Mon – Fri (2.30 - 4.30 pm) Wed (2.00 - 5.30 pm) |
| Centralized 24 X 7 Telephonic Help Desk & eMail Support | 0120-4200462 0120-4001002 0120-4001005 support-eproc@nic.in |
| # Support Calls | 19,681 |
| # Support Mails | 4,294 |
| # Tender Cum Auction | 654 |
| # People who attended Web Learning | 84 |

Top 5 States / UTs for this month



Tender Count
Wise

Tender Value
Wise
(in ₹ Cr.)

Amendment to GFR 2017 Rule 170 (ii)

Bid securities of the unsuccessful bidders should be returned to them at the earliest after expiry of the final bid validity and latest on or before the 30th day after the award of contract.

However, in case of two packet or two stage bidding, Bid securities of the unsuccessful bidders during first stage i.e. technical evaluation etc should be returned within 30 days of declaration of result of first stage

technical evaluation etc, The OM can be viewed through the link

[Click Here to View the OM](#)

Glimpse of Major Workshop During this Month

Training program on application of QCBS approach for procurement of Works and Non Consultancy Services organized by World Bank.

Three Half Day Training for various Departments/Organizations Nodal Officers under Govt of at Conference Hall of Info Tech Corporation of Goa Ltd.(ITG), Altinho, Panaji, Goa. Total 25 officials has attended the training.

Two half day training on eProcurement for Arms & Service officers of ARTRAC organised by Arun Jaitley National Institute of Financial Management, Faridabad. Around 137 officials attended the training.

Two half day training on eProcurement organized by Institute of Secretariat Training and Management. Around 137 officials attended the training.

As part of MDP, "Training on Public Procurement Basic/Advanced" organised by DoE, Min of Finance at Arun Jaitley National Institute of Financial Management, Faridabad, three trainings were conducted during the month May 2022. Around 189 officials attended the training.

One day training for Panchayat Officials of Jammu/Reasi District Department Officials on e-Procurement at Jammu (JKIMPARD). Training was attended by 25 Officials.

One day training for Directorate of School Education and Rural Development Department Officials on e-Procurement at Jammu (JKIMPARD). Training was attended by 50 Officials.

One day training on eAuction for the officials of Delhi Tourism & Transportation Development Corporation (DTTDC) at DTTDC HQ, New Delhi.



Procuring entities floated first tender in this month



NIC eProcurement (GePNIC[®]) Tender Statistics for the Month of May - 2022

| NIC eProcurement (GePNIC) Tender Statistics for the Month of May - 2022 | | | | | | | | | | | |
|--|----------------------------------|----------------------------------|-----------------------|-----------------------------|-----------------------|-------------------------|-----------------------|------------------------------------|-----------------------|------------------------------------|--------------------------------|
| Sl.No. | State/Organization | Current Financial Year - 2022-23 | | | | | | Cumulative Tenders since inception | | Bid Awards 2022-23 Up to the Month | |
| | | During the Month (May 2022) | | Previous Month (April 2022) | | Up to the month 2022-23 | | | | | |
| | | No. | Value (Rs. in crores) | No. | Value (Rs. in crores) | No. | Value (Rs. in crores) | No. | Value (Rs. in crores) | No. | Contract Value (Rs. in crores) |
| A Central Public Procurement Portal | | | | | | | | | | | |
| 1 | Defence Establishments | 6,683 | 3,871 | 5,258 | 4,503 | 11,941 | 8,375 | 1,86,597 | 1,13,677 | 3,125 | 2,785 |
| 2 | Central Govt Organisation | 5,266 | 13,439 | 4,856 | 13,472 | 10,122 | 26,912 | 10,23,456 | 34,85,113 | 1,274 | 28,250 |
| 3 | Central CPSEs | 3,052 | 1,84,902 | 2,918 | 22,819 | 5,970 | 2,07,721 | 1,16,328 | 15,11,069 | 995 | 11,980 |
| 4 | Pradhan Mantri Gram Sadak Yojana | 904 | 3,974 | 1,551 | 7,041 | 2,455 | 11,015 | 1,82,464 | 5,01,786 | 263 | 2,034 |
| | SUB TOTAL | 15,905 | 2,06,187 | 14,583 | 47,836 | 30,488 | 2,54,022 | 15,08,845 | 56,11,645 | 5,657 | 45,049 |
| B Major Central Public Sector Enterprises & Defence PSUs | | | | | | | | | | | |
| 1 | Coal India Limited | 2,598 | 11,726 | 1,461 | 8,917 | 4,059 | 20,642 | 2,61,747 | 4,87,149 | 4,322 | 14,872 |
| 2 | Bharat Heavy Electricals Limited | 1,515 | 528 | 1,323 | 636 | 2,838 | 1,164 | 13,078 | 9,705 | 53 | 118 |
| 3 | NTPC Limited | 1,197 | 11,018 | 1,456 | 7,846 | 2,653 | 18,863 | 64,512 | 1,30,937 | 201 | 789 |
| 3 | Indian Oil Corp Ltd | 1,098 | 3,535 | 1,103 | 3,419 | 2,201 | 6,954 | 1,54,373 | 3,12,231 | 1,104 | 4,522 |
| 4 | Defence PSUs # | 293 | 86 | 304 | 259 | 597 | 346 | 25,607 | 14,665 | 53 | 71 |
| 5 | Chennai Petroleum Corp Ltd | 59 | 0 | 58 | 0 | 117 | 0 | 8,653 | 369 | 12 | 72 |
| | SUB TOTAL | 6,760 | 26,893 | 5,705 | 21,077 | 12,465 | 47,970 | 5,27,970 | 9,55,056 | 5,745 | 20,443 |
| # Comprises of Goa Shipyard Ltd, Hindustan Shipyard Ltd, Mishra Dhatu Nigam Ltd, Mazagon Dock Ltd, Bharat Electronics Ltd, Garden Reach Ship Builders and Engineers Ltd. | | | | | | | | | | | |

NIC eProcurement (GePNIC[®]) Tender Statistics for the Month of May - 2022

NIC eProcurement (GePNIC) Tender Statistics for the Month of May - 2022

| Sl.No. | State/Organization | Current Financial Year - 2022-23 | | | | | | Cumulative Tenders since inception | | Bid Awards 2022-23 Up to the Month | |
|--|------------------------|----------------------------------|-----------------------|-----------------------------|-----------------------|-------------------------|-----------------------|------------------------------------|-----------------------|------------------------------------|--------------------------------|
| | | During the Month (May 2022) | | Previous Month (April 2022) | | Up to the month 2022-23 | | No. | Value (Rs. in crores) | No. | Contract Value (Rs. in crores) |
| | | No. | Value (Rs. in crores) | No. | Value (Rs. in crores) | No. | Value (Rs. in crores) | | | | |
| C) States & Union Territories | | | | | | | | | | | |
| 1 | Uttar Pradesh | 19,441 | 31,909 | 20,827 | 28,485 | 40,268 | 60,394 | 10,82,551 | 11,66,983 | 3,984 | 2,602 |
| 2 | Maharashtra | 17,129 | 18,745 | 13,545 | 10,673 | 30,674 | 29,418 | 13,22,085 | 8,08,027 | 13,082 | 16,618 |
| 3 | Jammu & Kashmir | 12,441 | 4,804 | 7,276 | 4,137 | 19,717 | 8,941 | 3,89,005 | 1,64,119 | 25 | 9 |
| 4 | Rajasthan | 10,311 | 27,274 | 8,710 | 13,006 | 19,021 | 40,279 | 4,75,403 | 8,15,442 | 797 | 1,174 |
| 5 | Madhya Pradesh | 8,839 | 31,185 | 6,226 | 10,269 | 15,065 | 41,454 | 2,29,485 | 4,59,921 | 5,579 | 13,673 |
| 6 | West Bengal | 8,368 | 10,578 | 9,675 | 3,349 | 18,043 | 13,928 | 7,11,300 | 3,55,962 | 9,883 | 3,992 |
| 7 | Haryana | 5,487 | 4,987 | 4,782 | 4,870 | 10,269 | 9,858 | 2,82,024 | 1,90,259 | 4,910 | 3,659 |
| 8 | Kerala | 5,271 | 3,732 | 4,651 | 4,297 | 9,922 | 8,029 | 6,65,090 | 2,70,255 | 10,518 | 3,557 |
| 9 | Tamil Nadu | 3,892 | 5,061 | 3,116 | 4,141 | 7,008 | 9,202 | 2,60,151 | 2,64,456 | 1,300 | 3,360 |
| 10 | Odisha | 2,873 | 4,752 | 2,370 | 3,516 | 5,243 | 8,268 | 3,80,071 | 3,40,760 | 793 | 937 |
| 11 | NCT of Delhi | 2,782 | 2,703 | 1,670 | 1,956 | 4,452 | 4,659 | 2,79,306 | 1,48,644 | 150 | 128 |
| 12 | Punjab | 2,550 | 811 | 2,130 | 690 | 4,680 | 1,501 | 1,78,299 | 1,03,310 | 3,378 | 1,132 |
| 13 | Himachal Pradesh | 1,443 | 1,208 | 1,818 | 1,962 | 3,261 | 3,170 | 86,927 | 60,997 | 936 | 767 |
| 14 | Uttarakhand | 1,333 | 1,307 | 1,422 | 1,485 | 2,755 | 2,792 | 50,107 | 99,587 | 147 | 255 |
| 15 | Jharkhand | 703 | 3,684 | 1,101 | 3,015 | 1,804 | 6,699 | 74,716 | 3,15,663 | 32 | 113 |
| 16 | Tripura | 666 | 442 | 655 | 287 | 1,321 | 729 | 27,873 | 22,961 | 907 | 353 |
| 17 | Assam | 632 | 7,247 | 662 | 7,680 | 1,294 | 14,926 | 37,486 | 1,54,443 | 237 | 784 |
| 18 | Ladakh | 617 | 367 | 445 | 322 | 1,062 | 689 | 15,279 | 10,401 | 21 | 11 |
| 19 | Chandigarh UT | 568 | 121 | 586 | 380 | 1,154 | 501 | 78,709 | 24,609 | 503 | 587 |
| 20 | Goa | 302 | 290 | 486 | 247 | 788 | 537 | 4,329 | 6,503 | 236 | 383 |
| 21 | Andaman | 236 | 77 | 309 | 148 | 545 | 225 | 6,378 | 7,349 | 40 | 3 |
| 22 | Puducherry | 214 | 111 | 246 | 43 | 460 | 155 | 9,946 | 4,275 | 202 | 72 |
| 23 | Dadra and Nagar Haveli | 79 | 196 | 50 | 43 | 129 | 239 | 5,755 | 11,209 | 13 | 14 |
| 24 | Daman and Diu | 46 | 109 | 47 | 258 | 93 | 368 | 2,144 | 7,178 | 25 | 11 |
| 25 | Lakshadweep | 41 | 492 | 58 | 478 | 99 | 970 | 1,796 | 2,258 | 1 | 6 |
| 26 | Arunachal Pradesh | 23 | 88 | 26 | 214 | 49 | 301 | 642 | 8,353 | 10 | 15 |
| 27 | Manipur | 19 | 978 | 36 | 423 | 55 | 1,401 | 1,932 | 27,425 | 2 | 118 |
| 28 | Meghalaya | 7 | 32 | 10 | 63 | 17 | 95 | 664 | 6,766 | 2 | 2 |
| 29 | Sikkim | 5 | 7 | 2 | 5 | 7 | 11 | 538 | 4,511 | 1 | 582 |
| 30 | Mizoram | 3 | 0 | 0 | 0 | 3 | 0 | 279 | 1,273 | 0 | 0 |
| 31 | Nagaland | 1 | 0 | 11 | 0 | 12 | 0 | 421 | 2,466 | 2 | 17 |
| | Sub Total | 1,06,322 | 1,63,299 | 92,948 | 1,06,443 | 1,99,270 | 2,69,742 | 66,60,691 | 58,66,364 | 57,716 | 54,933 |
| | GRAND TOTAL | 1,28,987 | 3,96,378 | 1,13,236 | 1,75,355 | 2,42,223 | 5,71,734 | 86,97,506 | 1,24,33,064 | 69,118 | 1,20,425 |

