




<https://eprocure.gov.in>

CPPP Newsletter



- GePNIC® Users
- Non - GePNIC® Users



June 2022

Central Public Procurement Portal (CPPP) of Government of India is operational since 2012. It hosts the Government eProcurement System (GePNIC®) developed by National Informatics Centre in close coordination with Department of Expenditure, Ministry of Finance. CPPP provides a single point access to all the tendering information on various procurements made across the country.

It Facilitates :

ePublishing - Publishing of tender enquiries, corrigendum & award of contract details.

XML - Facilitates publishing of tender comprehensive information of other eProcurement system.

eProcurement - Facilitated through - GePNIC® implemented in 679 around Central Government Ministries / Departments and Public Sector Units, it is also being rolled out across India in 31 State Government /Union Territories.

In June 2022

Tenders
1.30 Lakh

Value of Tenders
₹ 2.23 Lakh Cr.

In June 2022

Department Users up to the month
4.38 Lakhs

Bidders / CONTR. up to the month
4 Lakhs

Cumulative Tenders

Tenders
88.27 Lakh

Value of Tenders
₹ 126 Lakh Cr.



National Informatics Centre
A-Block, CGO Complex
Lodhi Road, Delhi - 110003
cppp-nic@nic.in



Procurement Policy Division
Department of Expenditure
Ministry of Finance
North Block New Delhi
cppp-doe@nic.in

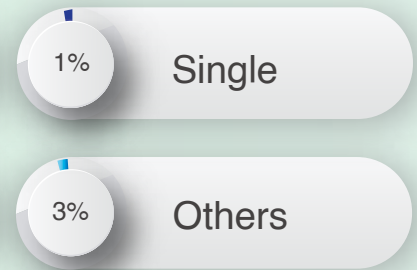
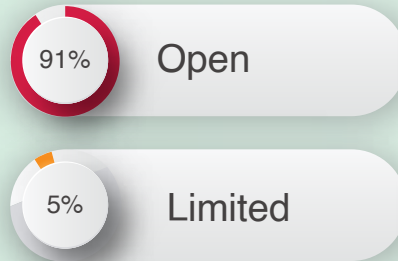
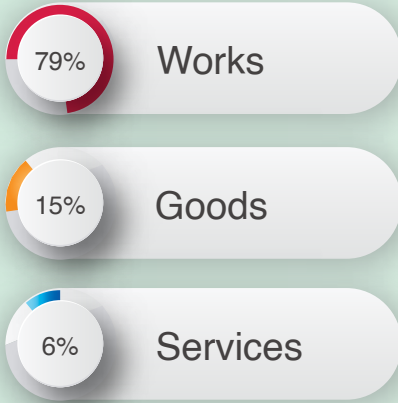


Centralized 24 X 7 Telephonic
Help Desk & Email Support
0120-4200462 | 0120-4001002
support-eproc@nic.in



Percentage share of Tender Category / Tender Type

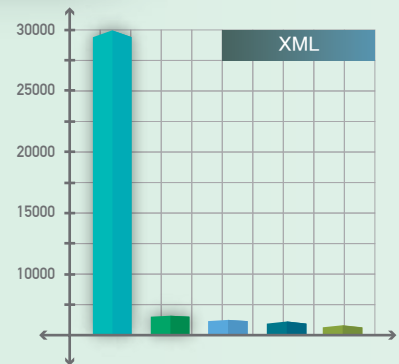
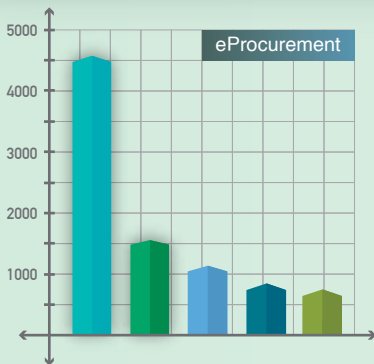
Tender Category



Tender Type

TOP 5

eProcurement / ePublishing / XML Entities during this month



- MES | 4694
- IHQ of MoD (Army)-(OSCC) | 1514
- NTPC Limited | 1124
- Directorate of Purchase and Stores | 656
- Delhi Development Authority | 634

- Department of Defence Production | 299
- Western Coalfields Limited | 228
- CONCOR | 166
- MPPGCL | 164
- Indian Air Force | 163

- Ministry of Railways | 28564
- CPWD | 2280
- HPCL | 1081
- BPCL | 735
- Hindustan Aeronautics Limited | 523



Joined This Month

VSEZ -
Ministry of
Commerce &
Industry

ICSSR -
Ministry of
Education

PFRDA -
Ministry of
Finance

Monthly Statistics (<https://eprocure.gov.in>)



SMS alert	21,91,498
Mails alert	28,43,455
# Tender	1,30,225
Value of Tenders	₹ 2,23,251 Cr.
Award of Contract (AoC)	36,221
# Payments done through online	1,58,359
Value of payment done through online	₹ 1,540 Cr.
# Visitors this month	2,04,180

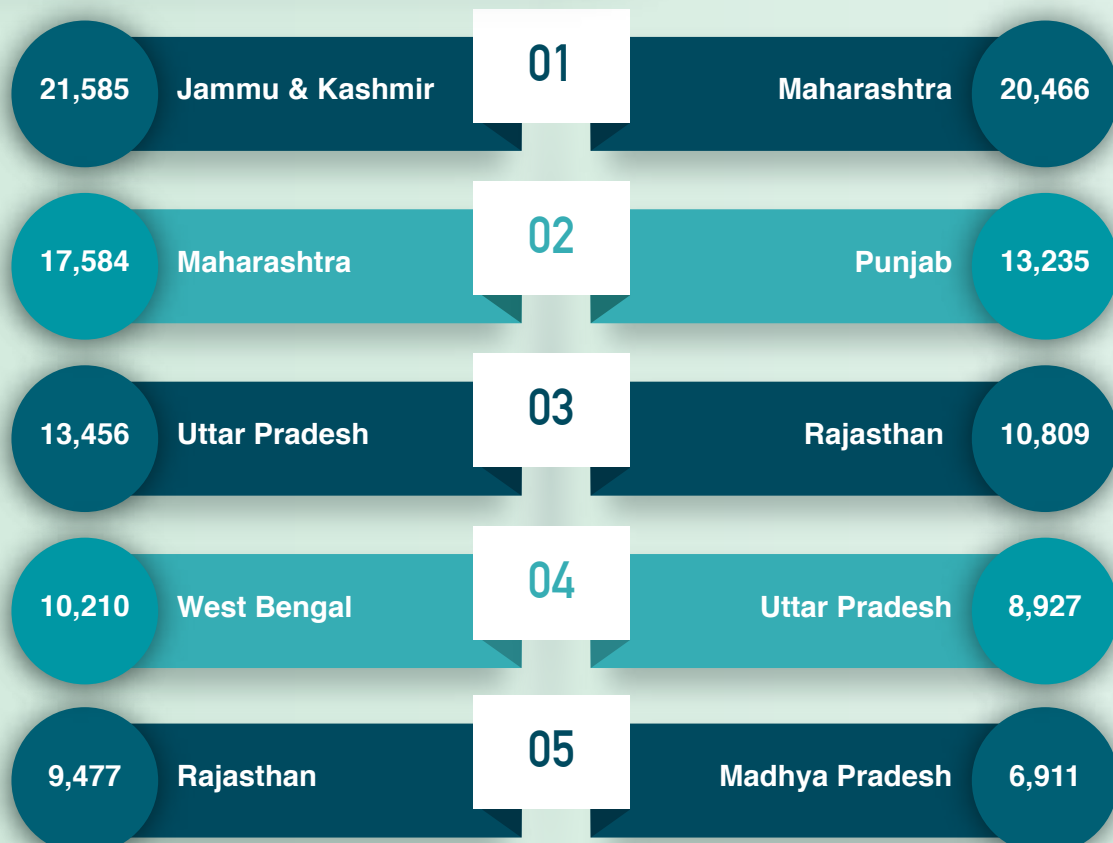
Support / Assistance (<https://eprocure.gov.in>)



Daily Web Learning (https://eprocure.gov.in/cppp/trainingdisp) eAuction	Mon – Fri (2.30 - 4.30 pm) Wed (2.00 - 5.30 pm)
Centralized 24 X 7 Telephonic Help Desk & eMail Support	0120-4200462 0120-4001002 0120-4001005 support-eproc@nic.in
# Support Calls	43,383
# Support Mails	4,498
# Tender Cum Auction	694
# People who attended Web Learning	92

Top 5 States / UTs for this month

Tender Count
Wise



Tender Value
Wise
(in ₹ Cr.)

Highlights



Central Public Procurement Portal (CPPPP) Bagged First Rank under Central Ministry Services Portals with 94% assessment score in the National e-Governance Service Delivery Assessment (NeSDA) Report 2021 released by Hon'ble MoS(PP) Dr.Jitendra Singh on 13th Jun 2022.

[Click Here to View the NeSDA Report](#)

Glimpse of Major Workshop During this Month

Two days training on eProcurement for the officials of Chenab Valley Power Projects at Chenab Valley Power Projects, Jammu.

Eight half day training for various Departments/Organizations under Govt Of Goa at Info Tech Corporation of Goa Limited(ITG), Altinho, Panaji, Goa .Total 85 officials attended the training.

One day online training eProcurement for Water Resource Department, eGovernance Circle Pune, Maharashtra.

Two one day training for Rural Development Department Officials on eProcurement at Jammu (JKIMPARD) and Jammu Smart City Limited. 22 Panchayat Officials of Jammu/Reasi District Department attended the training.

One day online training on eProcurement for the officials of Cement Corporation of India, NIT Warangal, BHEL Hyderabad.

One day training on eAuction for officials of Education Department, Rajasthan.

Half day training on eProcurement for the AAO's of IP & TAFS Group B, MoC organized by HIPA. 27 officers attended the training.

Two days training on eProcurement for Development Authority Nagaland at DAN Office Dimapur.

One day training on eProcurement organized by Institute of Secretariat Training and Management. Around 21 officials attended the training.

One Day training on eProcurement at Directorate of IT &C for officials of various Department.19 participants attended the training.

As part of MDP, "Training on Public Procurement Basic/Advanced" organised by DoE, Min of Finance at Arun Jaitley National Institute of Financial Management, Faridabad, four trainings were conducted during the month June 2022. Around 235 officials attended the training.



Office Memorandum

(QCBS) for Works and Non- Consultancy Services:

15.2.1 Procuring entities are hereby allowed to use QCBS for procurement of works and non-consultancy services in the following cases:

(a.) Where the procurement has been declared to be a Quality Oriented Procurement (QOP) by the competent authority or

(b.) For procurement of Non-Consulting Services, where estimated value of procurement (including all taxes and option clause) does not exceed Rs 10 crore.

Note: In cases where estimated value was less than Rs 10 crore, but on tendering, following QCBS process, it is proposed to place contract for more than Rs 10 crore, the following procedure shall be adopted:

a) In case the difference between estimated value (including taxes etc as above) and value of the proposed contract (including taxes etc) is less than 10% of the estimated value, there will be no bar on placement of contract.

b) In all other cases, the procurement process is to be scrapped and restarted either as QOP or on non QCBS basis.

The principles of QCBS shall be as provided in Rule 192(i), (ii) and (iii) of the GFR. However, the maximum weight of the non-financial parameters shall in no case exceed 30%.

[Click Here to View the OM](#)

NIC eProcurement (GePNIC[®]) Tender Statistics for the Month of June - 2022

NIC eProcurement (GePNIC) Tender Statistics for the Month of June - 2022											
Sl.No.	State/Organization	Current Financial Year - 2022-23						Cumulative Tenders since inception		Bid Awards 2022-23 Up to the Month	
		During the Month (June 2022)		Previous Month (May 2022)		Up to the month 2022-23					
		No.	Value (Rs. in crores)	No.	Value (Rs. in crores)	No.	Value (Rs. in crores)	No.	Value (Rs. in crores)	No.	Contract Value (Rs. in crores)
A Central Public Procurement Portal											
1	Defence Establishments	7,761	4,851	6,683	3,871	19,702	13,226	1,94,358	1,18,528	5,321	4,405
2	Central Govt Organisation	5,846	63,108	5,266	13,439	15,968	90,019	10,29,302	35,48,221	1,839	28,831
3	Central CPSEs	3,275	24,660	3,052	1,84,902	9,245	2,32,381	1,19,603	15,35,730	1,634	18,738
4	Pradhan Mantri Gram Sadak Yojana	785	2,142	904	3,974	3,240	13,157	1,83,249	5,03,927	467	2,898
	SUB TOTAL	17,667	94,761	15,905	2,06,187	48,155	3,48,783	15,26,512	57,06,406	9,261	54,873
B Major Central Public Sector Enterprises & Defence PSUs											
1	Coal India Limited	3,154	19,309	2,598	11,726	7,213	39,952	2,64,901	5,06,458	6,451	19,366
2	Bharat Heavy Electricals Limited	1,481	1,313	1,515	528	4,319	2,477	14,559	11,018	71	136
3	NTPC Limited	1,242	352	1,197	11,018	3,895	19,215	65,754	1,31,288	314	1,027
3	Indian Oil Corp Ltd	1,233	5,821	1,098	3,535	3,434	12,775	1,55,606	3,18,051	1,615	5,726
4	Defence PSUs #	301	127	293	86	898	472	25,908	14,792	62	97
5	Chennai Petroleum Corp Ltd	56	1	59	0	173	1	8,709	370	19	98
	SUB TOTAL	7,467	26,922	6,760	26,893	19,932	74,892	5,35,437	9,81,978	8,532	26,450
# Comprises of Goa Shipyards Ltd, Hindustan Shipyards Ltd, Mishra Dhatu Nigam Ltd, Mazagon Dock Ltd, Bharat Electronics Ltd, Garden Reach Ship Builders and Engineers Ltd.											

NIC eProcurement (GePNIC[®]) Tender Statistics for the Month of June - 2022

NIC eProcurement (GePNIC) Tender Statistics for the Month of June - 2022											
Sl.No.	State/Organization	Current Financial Year - 2022-23						Cumulative Tenders since inception		Bid Awards 2022-23 Up to the Month	
		During the Month (June 2022)		Previous Month (May 2022)		Up to the month 2022-23		No.	Value (Rs. in crores)	No.	Contract Value (Rs. in crores)
		No.	Value (Rs. in crores)	No.	Value (Rs. in crores)	No.	Value (Rs. in crores)				
C) States & Union Territories											
1	Uttar Pradesh	13,456	8,927	19,441	31,909	53,724	69,321	10,96,007	11,75,910	7,651	3,800
2	Maharashtra	17,584	20,466	17,129	18,745	48,258	49,884	13,39,669	8,28,492	20,971	25,192
3	Jammu & Kashmir	21,585	4,040	12,441	4,804	41,302	12,981	4,10,590	1,68,159	76	14
4	Rajasthan	9,477	10,809	10,311	27,274	28,498	51,089	4,84,880	8,26,252	1,220	4,983
5	Madhya Pradesh	2,381	6,911	8,839	31,185	17,446	48,365	2,31,866	4,66,832	7,974	16,248
6	West Bengal	10,210	4,766	8,368	10,578	28,253	18,694	7,21,510	3,60,728	14,307	5,820
7	Haryana	4,929	4,666	5,487	4,987	15,198	14,524	2,86,953	1,94,925	7,279	21,45,187
8	Kerala	5,321	4,385	5,271	3,732	15,243	12,414	6,70,411	2,74,640	14,886	5,792
9	Tamil Nadu	4,034	3,858	3,892	5,061	11,042	13,060	2,64,185	2,68,314	1,805	5,407
10	Odisha	3,459	3,916	2,873	4,752	8,702	12,184	3,83,530	3,44,676	1,172	1,273
11	NCT of Delhi	3,095	1,434	2,782	2,703	7,547	6,093	2,82,401	1,50,078	305	229
12	Punjab	1,949	13,235	2,550	811	6,629	14,736	1,80,248	1,16,544	4,863	2,635
13	Himachal Pradesh	1,451	1,156	1,443	1,208	4,712	4,326	88,378	62,153	1,302	1,311
14	Uttarakhand	1,319	883	1,333	1,307	4,074	3,675	51,426	1,00,471	203	427
15	Jharkhand	1,218	2,600	703	3,684	3,022	9,299	75,934	3,18,263	62	503
16	Tripura	649	616	666	442	1,970	1,346	28,522	23,577	1,442	657
17	Assam	518	5,209	632	7,247	1,812	20,135	38,004	1,59,651	547	1,986
18	Ladakh	566	268	617	367	1,628	957	15,845	10,669	23	11
19	Chandigarh UT	777	176	568	121	1,931	678	79,486	24,785	703	622
20	Goa	372	245	302	290	1,160	782	4,701	6,748	348	793
21	Andaman	323	35	236	77	868	260	6,701	7,384	56	3
22	Puducherry	175	374	214	111	635	528	10,121	4,648	267	89
23	Dadra and Nagar Haveli	38	75	79	196	167	314	5,793	11,285	16	15
24	Daman and Diu	35	63	46	109	128	431	2,179	7,241	36	42
25	Lakshadweep	73	440	41	492	172	1,410	1,869	2,698	1	6
26	Arunachal Pradesh	41	277	23	88	90	579	683	8,631	12	16
27	Manipur	29	1,227	19	978	84	2,628	1,961	28,652	9	121
28	Meghalaya	9	133	7	32	26	228	673	6,899	6	3
29	Sikkim	8	228	5	7	15	239	546	4,739	1	582
30	Mizoram	0	0	3	0	3	0	279	1,273	0	0
31	Nagaland	10	149	1	0	22	149	431	2,615	3	17
	Sub Total	1,05,091	1,01,569	1,06,322	1,63,299	3,04,361	3,71,311	67,65,782	59,67,933	87,546	22,23,783
	GRAND TOTAL	1,30,225	2,23,252	1,28,987	3,96,378	3,72,448	7,94,986	88,27,731	1,26,56,317	1,05,339	23,05,107