



https://eprocure.gov.in

CPPP Newsletter



- GePNIC® Users
- Non - GePNIC® Users



July 2022

Central Public Procurement Portal (CPPP) of Government of India is operational since 2012. It hosts the Government eProcurement System (GePNIC®) developed by National Informatics Centre in close coordination with Department of Expenditure, Ministry of Finance. CPPP provides a single point access to all the tendering information on various procurements made across the country.

It Facilitates :

ePublishing - Publishing of tender enquiries, corrigendum & award of contract details.

XML - Facilitates publishing of tender comprehensive information of other eProcurement system.

eProcurement - Facilitated through - GePNIC® implemented in 695 around Central Government Ministries / Departments and Public Sector Units, it is also being rolled out across India in 31 State Government /Union Territories.

In July 2022

Tenders
1.35 Lakh

Value of Tenders
₹ 1.98 Lakh Cr.

In July 2022

Department
Users up to the
month

4.42 Lakhs

Bidders / CONTR.
up to the month
4 Lakhs

Cumulative Tenders

Tenders
89.63 Lakh

Value of Tenders
₹ 128 Lakh Cr.



National Informatics Centre
A-Block, CGO Complex
Lodhi Road, Delhi - 110003
cppp-nic@nic.in



Procurement Policy Division
Department of Expenditure
Ministry of Finance
North Block New Delhi
cppp-doe@nic.in



Centralized 24 X 7 Telephonic
Help Desk & Email Support
0120-4200462 | 0120-4001002
support-eproc@nic.in

Monthly Statistics (<https://eprocure.gov.in>)



SMS alert	23,25,790
Mails alert	30,36,139
# Tender	1,35,337
Value of Tenders	₹ 1,98,266 Cr.
Award of Contract (AoC)	37,073
# Payments done through online	1,59,446
Value of payment done through online	₹ 1,344 Cr.
# Visitors this month	1,70,955

Support / Assistance (<https://eprocure.gov.in>)

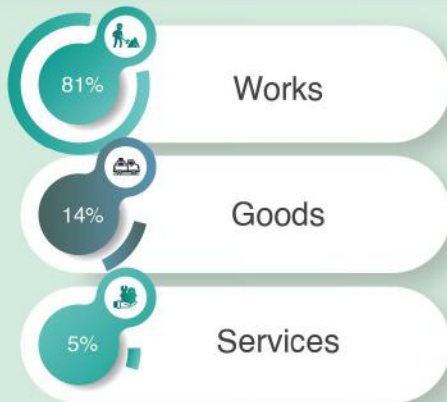


Daily Web Learning (https://eprocure.gov.in/cppp/trainingdisp) eAuction	Mon – Fri (2.30 - 4.30 pm) Wed (2.00 - 5.30 pm)
Centralized 24 X 7 Telephonic Help Desk & eMail Support	0120-4200462 0120-4001002 0120-4001005 support-eproc@nic.in
# Support Calls	47,211
# Support Mails	4,789
# Tender Cum Auction	647
# People who attended Web Learning	109



Percentage share of Tender Category / Tender Type

Tender Category



Tender Type



Joined This Month

Konkan Railway Corp. Ltd.-
Ministry of Railways

01

GIC Re -
Ministry of Finance

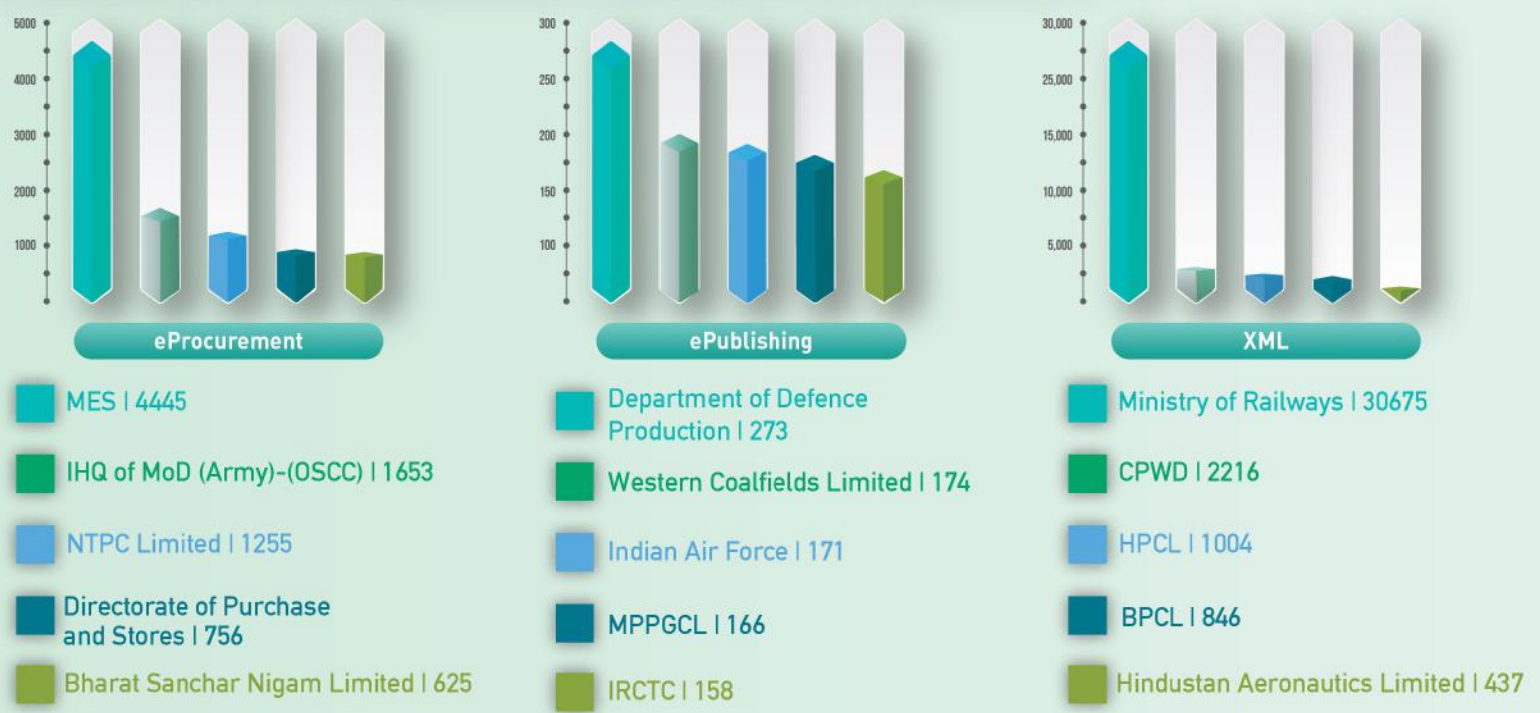
02

Konkan LNG Limited -
MoP&NG

03


TOP 5

eProcurement / ePublishing / XML Entities during this month

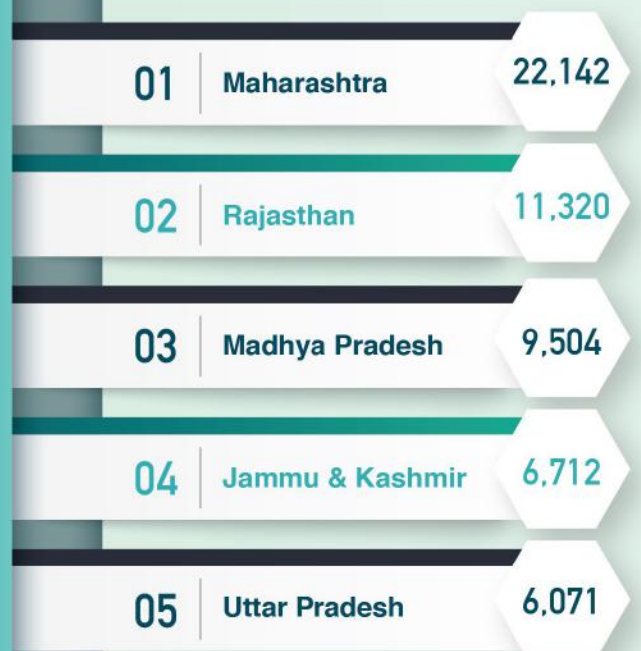


Top 5 States / UTs for this month

Tender Count Wise



**Tender Value Wise
(in ₹ Cr.)**



Glimpse of Major Workshop During this Month

One day training on e-Auction for officials of Brihanmumbai (Mumbai) Municipal Corporation on 28th July 2022. 10 department officers attended the training.

Five days training for the officials of Department of Environment & Forests and Kavaratti Smart City Limited (KSCL) during 20th July 2022 to 24th July 2022.

One day training on eProcurement to the officials of Health and Family welfare Department, Govt. of Sikkim, Gangtok on 5th July 2022.

One day training cum workshop for School Education Department Officials on eProcurement on 5th July 2022 at Jammu (JKIMPARD). 25 officials attended the training.

One day training cum workshop for officials of Jammu Smart City Limited on eProcurement on 14th July 2022 at Jammu.

One day training on eProcurement for officials of Konkan LNG Limited, Animal Husbandry department, Dehradun and various organization under Department of Atomic Energy on 27th July 2022. More than 100 participants attended the training.

One day online training on eProcurement for officials of National Commission for Women, BHEL and MNIT on 6th July 2022.

Three days training on eProcurement for the officials of Office of the Registrar General & Census Commissioner of India (ORGI) between 20th July 2022 to 26th July 2022. 37 officials attended the training.

One day training on Tender Cum Auction for the officials of Food Corporation of India at FCI HQ on 12th July 2022.

One day session on eProcurement at "workshop on GFR and DFPR for 25 officers of National Statistical Office under Ministry of Statistics and Programme Implementation" on 28th July 2022 organized by Institute of Secretariat Training and Management.

One day session on "Handling Procurement through CPP Portal" organized by NTIPRIT (Central Training Institute of Department of Telecommunications) on 29th July 2022.

As part of MDP, "Training on Public Procurement Basic/Advanced" organised by DoE, Min of Finance at Arun Jaitley National Institute of Financial Management, Faridabad, four trainings were conducted during the month July 2022. Around 242 officials attended the training.



Highlights

Asian Development Bank (ADB) has certified Government eProcurement System of NIC(GePNIC) in compliance to MDB guidelines for ADB financed tenders. The updates include support for foreign mobile numbers in the registration process and customized the ADB Goods and Services Price Bid Templates(BOQ) and made available in all GePNIC portals.

The document is available at Point No 28 under the link.

[Click here to Open the Document Link](#)

NIC eProcurement (GePNIC®) Tender Statistics for the Month of July - 2022

NIC eProcurement (GePNIC) Tender Statistics for the Month of July - 2022

Sl.No.	State/Organization	Current Financial Year - 2022-23						Cumulative Tenders since inception		Bid Awards 2022-23 Up to the Month	
		During the Month (July 2022)		Previous Month (June 2022)		Up to the month 2022-23					
		No.	Value (Rs. in crores)	No.	Value (Rs. in crores)	No.	Value (Rs. in crores)	No.	Value (Rs. in crores)	No.	Contract Value (Rs. in crores)
A Central Public Procurement Portal											
1	Defence Establishments	7,812	4,697	7,761	4,851	27,514	17,923	2,02,170	1,23,226	7,833	6,447
2	Central Govt Organisation	5,886	16,088	5,846	63,108	21,854	1,06,107	10,35,188	35,64,309	2,509	60,970
3	Central CPSEs	3,388	54,135	3,275	24,660	12,633	2,86,516	1,22,991	15,89,865	2,354	32,491
4	Pradhan Mantri Gram Sadak Yojana	1,203	4,860	785	2,142	4,443	18,017	1,84,452	5,08,787	575	3,286
	SUB TOTAL	18,289	79,780	17,667	94,761	66,444	4,28,563	15,44,801	57,86,186	13,271	1,03,193
B Major Central Public Sector Enterprises & Defence PSUs											
1	Coal India Limited	3,366	7,271	3,154	19,309	10,579	47,223	2,68,267	5,13,729	8,462	33,560
2	NTPC	1,360	94	1,242	352	5,255	19,309	67,114	1,31,382	490	10,366
3	Bharat Heavy Electricals Limited	1,337	1,529	1,481	1,313	5,656	4,006	15,896	12,547	112	198
3	Indian Oil Corp Ltd	1,314	13,076	1,233	5,821	4,748	25,851	1,56,920	3,31,128	2,202	7,473
4	Defence PSUs #	275	446	301	127	1,173	919	26,183	15,238	64	100
5	Chennai Petroleum Corp Ltd	54	1	56	1	227	2	8,763	371	22	102
	SUB TOTAL	7,706	22,418	7,467	26,922	27,638	97,310	5,43,143	10,04,396	11,352	51,798
# Comprises of Goa Shipyards Ltd, Hindustan Shipyards Ltd, Mishra Dhatu Nigam Ltd, Mazagon Dock Ltd, Bharat Electronics Ltd, Garden Reach Ship Builders and Engineers Ltd.											

Har Ghar Tiranga

13th to 15th August 2022

An Initiative by

75
Azadi Ka
Amrit Mahotsav

NIC eProcurement (GePNIC[®]) Tender Statistics for the Month of July - 2022

NIC eProcurement (GePNIC) Tender Statistics for the Month of July - 2022											
Sl.No.	State/Organization	Current Financial Year - 2022-23						Cumulative Tenders since inception		Bid Awards 2022-23 Up to the Month	
		During the Month (July 2022)		Previous Month (June 2022)		Up to the month 2022-23					
		No.	Value (Rs. in crores)	No.	Value (Rs. in crores)	No.	Value (Rs. in crores)	No.	Value (Rs. in crores)	No.	Contract Value (Rs. in crores)
C) States & Union Territories											
1	Jammu & Kashmir	24,203	6,712	21,585	4,040	65,505	19,693	4,34,793	1,74,870	122	32
2	Maharashtra	18,290	22,142	17,584	20,466	66,548	72,026	13,57,959	8,50,634	30,486	33,297
3	Uttar Pradesh	11,083	6,071	13,456	8,927	64,807	75,392	11,07,090	11,81,980	11,233	4,849
4	West Bengal	9,838	4,346	10,210	4,766	38,091	23,040	7,31,348	3,65,074	18,506	8,301
5	Rajasthan	9,173	11,320	9,477	10,809	37,671	62,409	4,94,053	8,37,572	1,623	5,925
6	Tamil Nadu	8,688	4,864	4,034	3,858	19,730	17,924	2,72,873	2,73,179	2,386	6,614
7	Kerala	5,068	4,266	5,321	4,385	20,311	16,680	6,75,479	2,78,906	18,256	7,380
8	Haryana	5,066	3,374	4,929	4,666	20,264	17,898	2,92,019	1,98,299	9,576	21,47,300
9	Madhya Pradesh	3,915	9,504	2,381	6,911	21,361	57,869	2,35,781	4,76,336	10,494	18,541
10	Odisha	2,676	3,615	3,459	3,916	11,378	15,799	3,86,206	3,48,291	1,503	1,578
11	NCT of Delhi	2,443	1,190	3,095	1,434	9,990	7,282	2,84,844	1,51,268	388	318
12	Punjab	1,428	4,566	1,949	13,235	8,057	19,302	1,81,676	1,21,111	6,129	8,154
13	Uttarakhand	1,400	1,304	1,319	883	5,474	4,979	52,826	1,01,774	343	664
14	Himachal Pradesh	1,284	1,531	1,451	1,156	5,996	5,857	89,662	63,684	1,767	1,737
15	Tripura	1,057	879	649	616	3,027	2,224	29,579	24,456	2,024	962
16	Jharkhand	896	2,919	1,218	2,600	3,918	12,218	76,830	3,21,182	103	1,095
17	Chandigarh UT	732	289	777	176	2,663	967	80,218	25,074	980	649
18	Ladakh	608	328	566	268	2,236	1,284	16,453	10,996	30	13
19	Assam	458	2,091	518	5,209	2,270	22,226	38,462	1,61,743	831	4,145
20	Andaman	363	175	323	35	1,231	435	7,064	7,559	89	5
21	Goa	246	448	372	245	1,406	1,230	4,947	7,195	420	972
22	Puducherry	183	134	175	374	818	663	10,304	4,783	387	124
23	Daman and Diu	64	122	35	63	192	553	2,243	7,363	37	42
24	Arunachal Pradesh	56	3,358	41	277	146	3,937	739	11,989	13	17
25	Lakshadweep	53	65	73	440	225	1,475	1,922	2,763	16	10
26	Dadra and Nagar Haveli	35	226	38	75	202	541	5,828	11,511	20	22
27	Meghalaya	15	61	9	133	41	289	688	6,960	8	4
28	Manipur	13	150	29	1,227	97	2,778	1,974	28,802	14	124
29	Nagaland	4	1	10	149	26	150	435	2,616	4	20
30	Mizoram	3	19	0	0	6	19	282	1,292	0	0
31	Sikkim	1	0	8	228	16	239	547	4,739	1	582
	Sub Total	1,09,342	96,069	1,05,091	1,01,569	4,13,703	4,67,379	68,75,124	60,64,001	1,17,789	22,53,476
	GRAND TOTAL	1,35,337	1,98,267	1,30,225	2,23,252	5,07,785	9,93,253	89,63,068	1,28,54,584	1,42,412	24,08,467