



<http://eprocure.gov.in>

NIC एन आई सी
National
Informatics
Centre

GePNIC
Simplified Procurement

CPPP NEWSLETTER



April 2022

Central Public Procurement Portal (CPPP) of Government of India is operational since 2012. It hosts the Government eProcurement System (GePNIC®) developed by National Informatics Centre in close coordination with Department of Expenditure, Ministry of Finance. CPPP provides a single point access to all the tendering information on various procurements made across the country.

It facilitates :

ePublishing - Publishing of tender enquiries, corrigendum & award of contract details.

XML - Facilitates publishing of tender comprehensive information of other eProcurement system.

eProcurement - Facilitated through - GePNIC® implemented in 679 around Central Government Ministries / Departments and Public Sector Units, it is also being rolled out across India in 31 State Government /Union Territories.

In April 2022

Tenders :

1.13 Lakh tenders

Value of Tenders :

₹ 1.75 Lakh Crores

Cumulative Tenders

Tenders :

85.68 Lakhs

Value of Tenders :

₹ 120 Lakh Crores

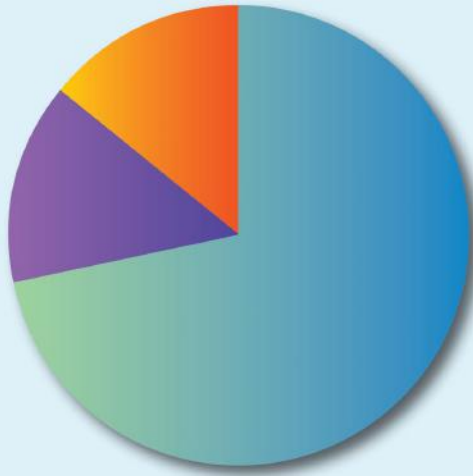
📍 National Informatics Centre
A-Block, CGO Complex
Lodhi Road, Delhi - 110003
cPPP-nic@nic.in

Procurement Policy Division
Department of Expenditure
Ministry of Finance
North Block New Delhi
cPPP-doe@nic.in

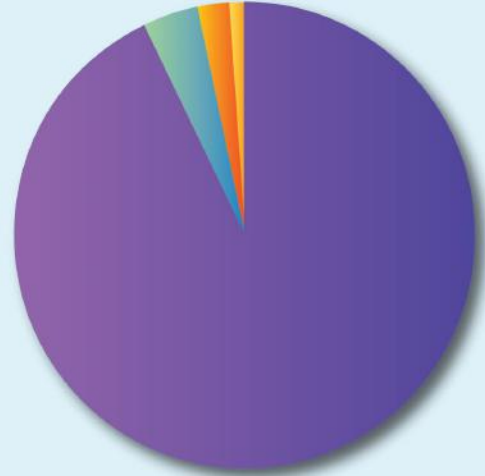
Centralized 24 X 7
Telephonic Help Desk & eMail
Support
0120-4200462 | 0120-4001002
support-eproc@nic.in

Percentage share of Tender Category / Tender Type

Tender Category

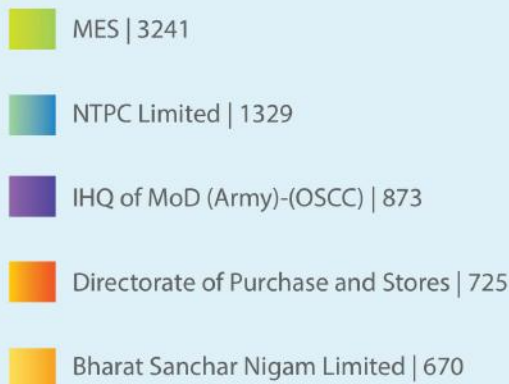


Tender Type




Top Five eProcurement / ePublishing / XML Entities during this month

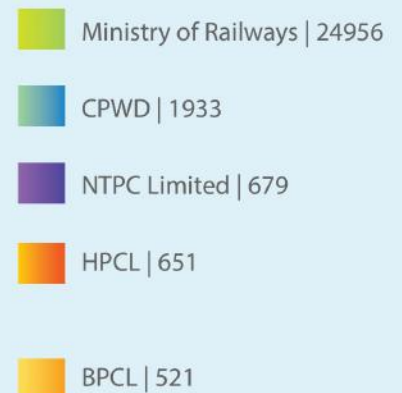
eProcurement



ePublishing



XML



Monthly Statistics and Support / Assistance (<https://eprocure.gov.in>)

| | |
|--|------------------|
| # SMS Sent | 18,17,114 |
| # Mails Sent | 24,42,546 |
| # PMU Mail | 1,778 |
| # Tender | 1,13,236 |
| # Value of Tenders | ₹ 1,75,355.4 Cr. |
| Award of Contract (AoC) | 34,297 |
| No. of Payments done through online | 1,38,120 |
| Value of payment done through online | ₹ 1,470.75 Cr. |
| # Visitors this month | 1,33,547 |
| # Department Users up to the month | 4,29,200 |
| # Bidders/ Contractors up to the month | 3,90,000 |

| | |
|---|--|
| Daily Web Learning (eprocure.gov.in) | Mon – Fri (2.30 - 4.30 PM) http://webcon.nic.in/ |
| eAuction | Wed (2.00 - 5.30 PM) |
| Centralized 24 X 7 Telephonic Help Desk & eMail Support | 0120-4200462 0120-4001002 0120-4001005 support-eproc@nic.in |
| # Calls attended by helpdesk | 31,487 |
| # Mails handled by helpdesk | 3,600 |
| # Tender Cum Auction | 585 |
| # People who attended Web Learning | 73 |

Joined this month

- Navodaya Vidyalaya Samiti, MoE.
- HPCL BIOFUELS LTD, Ministry of Petroleum and Natural Gas.
- ICFRE and Education - World Bank Tenders, MoEFCC.
- (MERITE)-World Bank Tenders, MoE.
- Central Information Commission, MoPP&P.

Procuring entities floated first tender in this month

- Indian Council of Forestry Research and Education - World Bank Tenders.
- National Commission for Women.
- Navodaya Vidyalaya Samiti.
- The Institute of Mathematical Sciences.
- HPCL Biofuels Limited.

TIPS



QUICK TIPS

Technical Parameter Sheet (TPS) is a feature available in GePNIC. Can be used for automatic Technical Evaluation . Procuring Entity need to specify the Technical specifications of each item with their expected values and then automatic evaluation would be done based on the Bidder's Inputs. For any queries drop a mail to cppp-nic@nic.in

Glimpse of Major Workshop During this Month

One-day training cum workshop for Health and Medical Education Department Officials on e-Procurement at Jammu (JKIMPARD). Demonstration. Training was attended by 31 Officials.

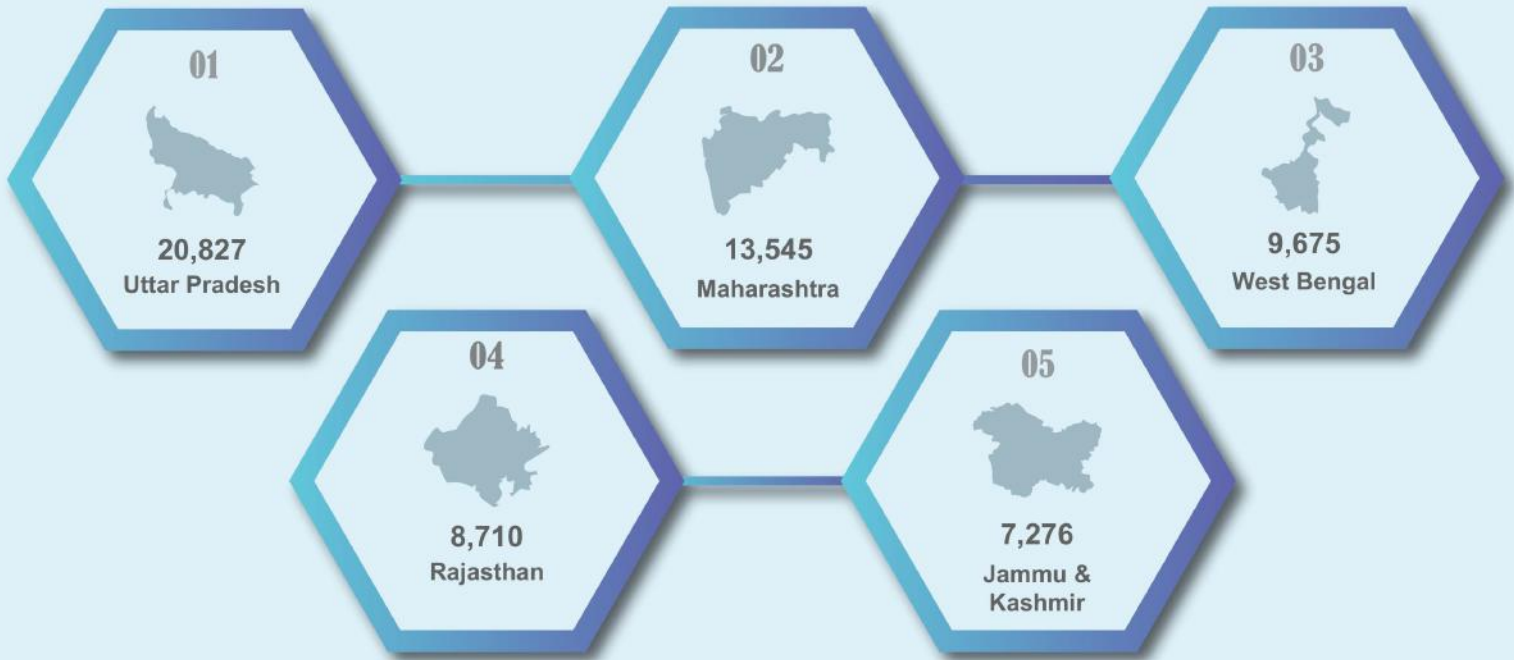
A One-day training cum workshop for Officials of Directorate of Handicrafts and Handloom on e-Procurement at Jammu.

Two half day training on eProcurement organized by Institute of Secretariat Training and Management. Around 137 officials attended the training.

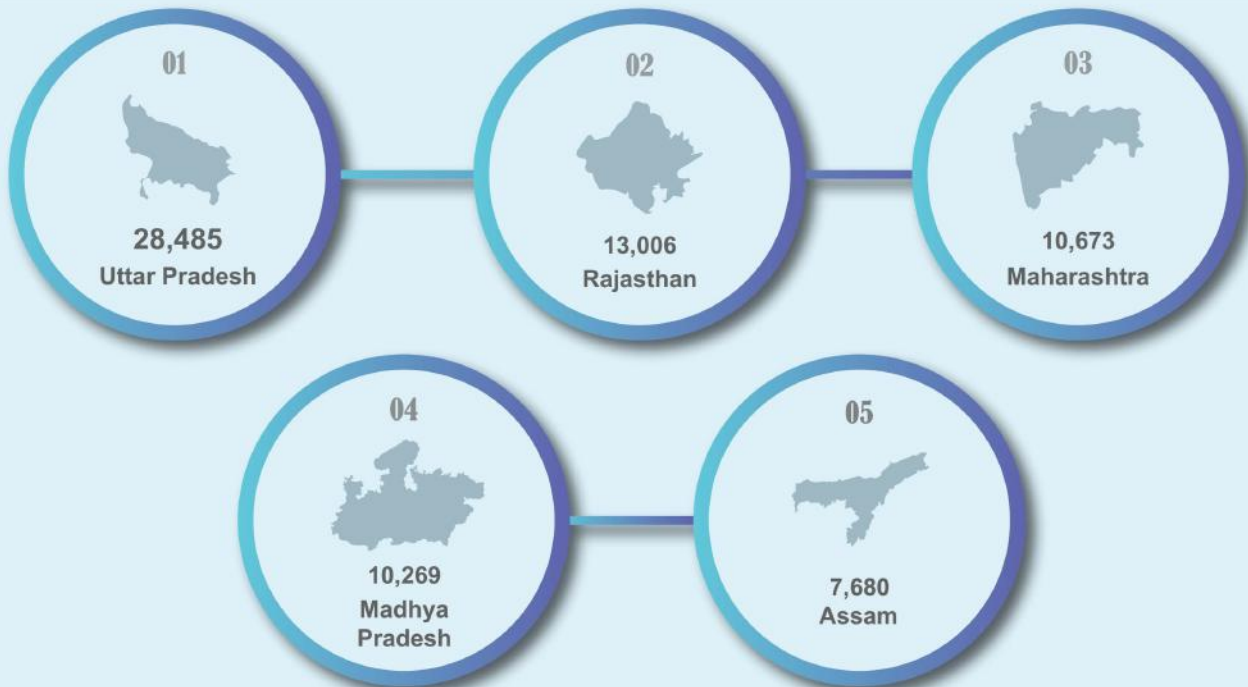
As part of MDP, "Training on Public Procurement Basic/Advanced" organised by DoE, Min of Finance at Arun Jaitley National Institute of Financial Management, Faridabad, three trainings were conducted during the month April 2022. Around 204 officials attended the training.



Top 5 States / UTs | Tender Count Wise during this month



Top 5 States / UTs | Value of Tenders Wise during this month



सबका साथ
सबका विकास
सबका विश्वास
सबका प्रयास



NIC eProcurement (GePNIC®) Tender Statistics for the Month of April - 2022

| NIC eProcurement (GePNIC) Tender Statistics for the Month of Apr - 2022 | | | | | | | | | | | |
|--|----------------------------------|--------------------------------|-----------------------|---------------------------|-----------------------|---------------------------|-----------------------|--------------------|-----------------------|------------------------------------|--------------------------------|
| Sl. No | State/Organization | Current Financial Year 2022-23 | | | | | | Cumulative Tenders | | Bid Awards 2022-23 Up to the Month | |
| | | During the Month (Apr 2022) | | Previous Month (Mar 2022) | | Up to the Month (2022-23) | | | | | |
| | | No. | Value (Rs. in crores) | No. | Value (Rs. in crores) | No. | Value (Rs. in crores) | No. | Value (Rs. in crores) | No. | Contract Value (Rs. in crores) |
| (A) Central Public Procurement Portal | | | | | | | | | | | |
| 1 | Defence Establishments | 5,258 | 4,503 | 5,453 | 4,028 | 5,258 | 4,503 | 1,79,914 | 1,09,806 | 1,347 | 1,037 |
| 2 | Central Govt Organisation | 4,856 | 13,472 | 5,319 | 54,505 | 4,856 | 13,472 | 10,18,190 | 34,71,674 | 718 | 26,930 |
| 3 | Central CPSEs | 2,918 | 22,819 | 4,086 | 22,529 | 2,918 | 22,819 | 1,13,276 | 13,26,168 | 376 | 568 |
| 4 | Pradhan Mantri Gram Sadak Yojana | 1,551 | 7,041 | 560 | 2,219 | 1,551 | 7,041 | 1,81,560 | 4,97,811 | 139 | 1,414 |
| | SUB TOTAL | 14,583 | 47,836 | 15,418 | 83,281 | 14,583 | 47,836 | 14,92,940 | 54,05,459 | 2,580 | 29,950 |
| (B) Major Central Public Sector Enterprises & Defence PSUs | | | | | | | | | | | |
| 1 | Coal India Limited | 1,461 | 8,917 | 4,836 | 10,825 | 1,461 | 8,917 | 2,59,149 | 4,75,423 | 2,187 | 9,697 |
| 2 | NTPC | 1,456 | 7,846 | 1,206 | 569 | 1,456 | 7,846 | 63,315 | 1,19,919 | 75 | 404 |
| 3 | Bharat Heavy Electricals Limited | 1,323 | 636 | 1,609 | 912 | 1,323 | 636 | 11,563 | 9,177 | 27 | 52 |
| 4 | Indian Oil Corp Ltd | 1,103 | 3,419 | 1,300 | 6,775 | 1,103 | 3,419 | 1,53,275 | 3,08,695 | 496 | 3,564 |
| 5 | Defence PSUs # | 304 | 259 | 346 | 943 | 304 | 259 | 25,314 | 14,579 | 35 | 16 |
| 6 | Chennai Petroleum Corp Ltd | 58 | 0 | 45 | 0 | 58 | 0 | 8,594 | 369 | 6 | 63 |
| | SUB TOTAL | 5,705 | 21,077 | 9,342 | 20,024 | 5,705 | 21,077 | 5,21,210 | 9,28,163 | 2,826 | 13,796 |
| # Comprises of Goa Shipyard Ltd,Hindustan Shipyard Ltd,Mishra Dhatu Nigam Ltd,Mazagon Dock Ltd,Bharat Electronics Ltd, Garden Reach Ship Builders and Engineers Ltd. | | | | | | | | | | | |

...Continued



NIC eProcurement (GePNIC[®]) Tender Statistics for the Month of April - 2022

| NIC eProcurement (GePNIC) Tender Statistics for the Month of Apr - 2022 | | | | | | | | | | | |
|---|------------------------|--------------------------------|-----------------------|---------------------------|-----------------------|---------------------------|-----------------------|--------------------|-----------------------|------------------------------------|--------------------------------|
| Sl. No | State/Organization | Current Financial Year 2022-23 | | | | | | Cumulative Tenders | | Bid Awards 2022-23 Up to the Month | |
| | | During the Month (Apr 2022) | | Previous Month (Mar 2022) | | Up to the Month (2022-23) | | | | | |
| | | No. | Value (Rs. in crores) | No. | Value (Rs. in crores) | No. | Value (Rs. in crores) | No. | Value (Rs. in crores) | No. | Contract Value (Rs. in crores) |
| States & Union Territories | | | | | | | | | | | |
| 1 | Uttar Pradesh | 20,827 | 28,485 | 10,870 | 4,060 | 20,827 | 28,485 | 10,63,110 | 11,35,074 | 1,370 | 957 |
| 2 | Maharashtra | 13,545 | 10,673 | 18,399 | 20,344 | 13,545 | 10,673 | 13,04,956 | 7,89,281 | 6,178 | 3,101 |
| 3 | West Bengal | 9,675 | 3,349 | 13,785 | 3,856 | 9,675 | 3,349 | 7,02,932 | 3,45,384 | 5,291 | 1,682 |
| 4 | Rajasthan | 8,710 | 13,006 | 8,949 | 11,942 | 8,710 | 13,006 | 4,65,092 | 7,88,169 | 471 | 683 |
| 5 | Jammu & Kashmir | 7,276 | 4,137 | 10,452 | 7,098 | 7,276 | 4,137 | 3,76,564 | 1,59,315 | 9 | 7 |
| 6 | Madhya Pradesh | 6,226 | 10,269 | 10,923 | 59,309 | 6,226 | 10,269 | 2,20,646 | 4,28,736 | 2,737 | 9,006 |
| 7 | Haryana | 4,782 | 4,870 | 6,178 | 3,724 | 4,782 | 4,870 | 2,76,537 | 1,85,272 | 2,555 | 1,959 |
| 8 | Kerala | 4,651 | 4,297 | 9,211 | 5,163 | 4,651 | 4,297 | 6,59,819 | 2,66,523 | 6,086 | 1,708 |
| 9 | Tamil Nadu | 3,116 | 4,141 | 4,591 | 8,524 | 3,116 | 4,141 | 2,56,259 | 2,59,395 | 517 | 1,137 |
| 10 | Odisha | 2,370 | 3,516 | 1,778 | 4,015 | 2,370 | 3,516 | 3,77,198 | 3,36,008 | 430 | 583 |
| 11 | Punjab | 2,130 | 690 | 1,982 | 1,092 | 2,130 | 690 | 1,75,749 | 1,02,498 | 1,655 | 450 |
| 12 | Himachal Pradesh | 1,818 | 1,962 | 2,467 | 2,076 | 1,818 | 1,962 | 85,484 | 59,789 | 417 | 400 |
| 13 | NCT of Delhi | 1,670 | 1,956 | 3,716 | 2,694 | 1,670 | 1,956 | 2,76,524 | 1,45,942 | 88 | 28 |
| 14 | Uttarakhand | 1,422 | 1,485 | 862 | 916 | 1,422 | 1,485 | 48,774 | 98,281 | 25 | 169 |
| 15 | Jharkhand | 1,101 | 3,015 | 1,080 | 5,797 | 1,101 | 3,015 | 74,013 | 3,11,979 | 21 | 60 |
| 16 | Assam | 662 | 7,680 | 641 | 4,659 | 662 | 7,680 | 36,854 | 1,47,196 | 136 | 254 |
| 17 | Tripura | 655 | 287 | 844 | 688 | 655 | 287 | 27,207 | 22,519 | 349 | 144 |
| 18 | Chandigarh UT | 586 | 380 | 678 | 672 | 586 | 380 | 78,141 | 24,488 | 276 | 539 |
| 19 | Goa | 486 | 247 | 271 | 419 | 486 | 247 | 4,027 | 6,213 | 90 | 214 |
| 20 | Ladakh | 445 | 322 | 341 | 194 | 445 | 322 | 14,662 | 10,034 | 4 | 1 |
| 21 | Andaman | 309 | 148 | 256 | 77 | 309 | 148 | 6,142 | 7,272 | 17 | 0 |
| 22 | Puducherry | 246 | 43 | 403 | 88 | 246 | 43 | 9,732 | 4,163 | 126 | 50 |
| 23 | Lakshadweep | 58 | 478 | 46 | 299 | 58 | 478 | 1,755 | 1,766 | 0 | 0 |
| 24 | Dadra and Nagar Haveli | 50 | 43 | 24 | 181 | 50 | 43 | 5,676 | 11,013 | 7 | 3 |
| 25 | Daman and Diu | 47 | 258 | 39 | 297 | 47 | 258 | 2,098 | 7,069 | 24 | 10 |
| 26 | Manipur | 36 | 423 | 24 | 247 | 36 | 423 | 1,913 | 26,446 | 2 | 118 |
| 27 | Arunachal Pradesh | 26 | 214 | 103 | 190 | 26 | 214 | 619 | 8,265 | 8 | 13 |
| 28 | Nagaland | 11 | 0 | 21 | 218 | 11 | 0 | 420 | 2,466 | 0 | 0 |
| 29 | Meghalaya | 10 | 63 | 15 | 315 | 10 | 63 | 657 | 6,734 | 1 | 0 |
| 30 | Sikkim | 2 | 5 | 6 | 7 | 2 | 5 | 533 | 4,504 | 1 | 582 |
| 31 | Mizoram | 0 | 0 | 1 | 10 | 0 | 0 | 276 | 1,273 | 0 | 0 |
| | Sub Total | 92,948 | 1,06,443 | 1,08,956 | 1,49,172 | 92,948 | 1,06,443 | 65,54,369 | 57,03,065 | 28,891 | 23,858 |
| | TOTAL | 1,13,236 | 1,75,355 | 1,33,716 | 2,52,477 | 1,13,236 | 1,75,355 | 85,68,519 | 1,20,36,686 | 34,297 | 67,603 |