

CPPPP



NIC
National
Informatics
Centre

GePNIC
Simplified Procurement

Newsletter

February 2023

Central Public Procurement Portal (CPPP) of Government of India is operational since 2012. It hosts the Government eProcurement System (GePNIC®) developed by National Informatics Centre in close coordination with Department of Expenditure, Ministry of Finance. CPPP provides a single point access to all the tendering information on various procurements made across the country.

It facilitates :

ePublishing - Publishing of tender enquiries, corrigendum & award of contract details.

XML - Facilitates publishing of tender comprehensive information of other eProcurement system.

eProcurement - Facilitated through - GePNIC® implemented in more than 715 Central Government Ministries / Departments and Public Sector Units, it is also being rolled out across India in 31 State Government /Union Territories.



Tenders

1.79 Lakh

Value of Tenders

₹ 2.12 Lakh Cr.

In February 2023

Tenders

100 Lakhs

Value of Tenders

₹ 149.70 Lakh Cr.

Cumulative Tenders
Since Inception

Department Users

4.74 Lakhs

Bidders / Contractors

4 Lakhs

Since Inception



National Informatics Centre
A-Block, CGO Complex
Lodhi Road, Delhi - 110003
cppp-nic@nic.in


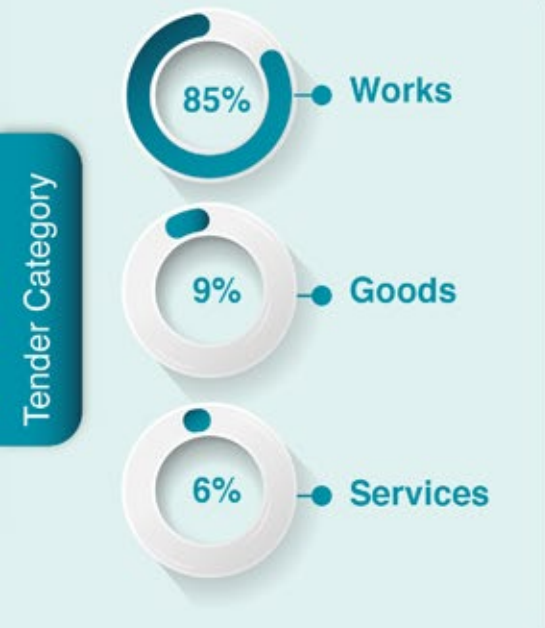


Procurement Policy Division
Department of Expenditure
Ministry of Finance
North Block New Delhi
cppp-doe@nic.in



Centralized 24 X 7 Telephonic
Help Desk & Email Support
0120-4200462 | 0120-4001002
support-eproc@nic.in

Percentage share of Tender Category / Tender Type



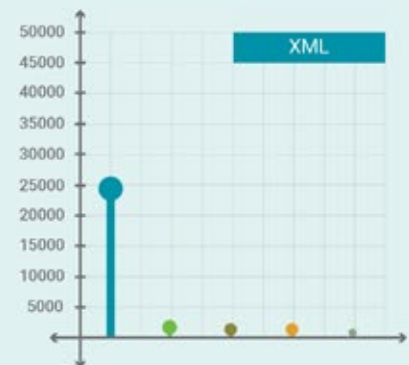
eProcurement / ePublishing / XML Entities during this month



- Military Engineering Services | 3,102
- IHQ of MoD (Army)- (OSCC) | 1,452
- NTPC Limited | 734
- Directorate of Purchase and Stores | 723
- Bharat Sanchar Nigam Limited | 721



- Indian Institute of Technology Madras | 279
- MPPGCL | 253
- Western Coalfields Limited | 230
- Shipping Corporation of India Ltd | 163
- Punjab National Bank | 135



- Ministry of Railways | 25,090
- CPWD | 2,299
- BPCL | 659
- HPCL | 251
- State Bank of India | 243

Monthly Statistics

SMS alert	25,46,472	Support Calls	29,146
Mails alert	33,24,669	Support Mails	5,837
# Tender Cum Auction	710	# People who attended Web Learning	147
# Tender	1,79,346	Award of Contract (AoC)	60,599
# Value of Tenders	₹ 2,12,178.91 Cr.	# Visitors this month	2,19,327
# Payments done through online	2,27,985	Value of payment done through online	₹ 2,070.40 Cr.

Support / Assistance (<https://eprocure.gov.in>)

Daily Web Learning
(<https://eprocure.gov.in/cppp/trainingdisp>)
eAuction

Mon – Fri
(2.30 - 4.30 pm)
Wed
(2.00 - 5.30 pm)

Centralized 24 X 7
Telephonic Help Desk
& eMail Support

0120-4200462
0120-4001002
0120-4001005
support-eproc@nic.in

Highlights

Training provided to the officials of Semi - Conductor Laboratory on Global Tender process flow on 27th and 28th February 2023 at Semi-conductor Laboratory, Mohali by Delhi eProcurement team.



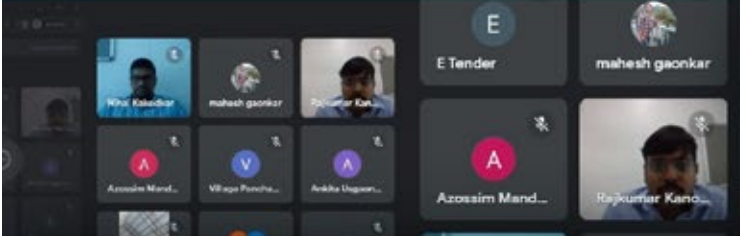
Semi - Conductor Laboratory | Mohali

Glimpse of Major Workshop During this Month

One day training on e-Procurement was held for the Water Resources Department E.E Kohima Division of Nagaland on 10th Feb 2023.



One day online training on eProcurement for various departments/organizations Officials under Govt of Goa on 16th February 2023 at ITG, Altinho, Panaji, Goa.



One day training on 16th February 2023 regarding the functionality of the CPP Portal Tender flow for the Andhra Pradesh MSME Development Corporation Department.



Half day online training on eProcurement World Bank process flow for Tripura State on 22th Feb 2023.

One day training on eProcurement for Office of the Joint Director "Annasaheb Patil Arthik Magas Vikas Mahamandal Maryadit" Mumbai, Maharashtra on 17th Feb 2023.



One day training on eProcurement for Mumbai Metropolitan Region Development Authority Maharashtra on 3rd Feb 2023. 20 department officers attended the training.



One day training for Jammu Central Co-Operative Bank Ltd of Jammu Officials on eProcurement on 14th Feb 2023 at Jammu. Around 20 officials attended the training.

One day training program on eProcurement for Maha Mumbai Metro Operation Corporation, Mumbai, Maharashtra on 22nd Feb 2023. 11 department officers attended the training.



One day training on eProcurement on 24th Feb 2023 for the officials of Office of the Accountant General (Audit-II), West Bengal at Kolkata.



Training on eProcurement for various departments of Govt of Tamil Nadu from 13th Feb 2023 to 24th Feb 2023. Around 220 department users participated in the Training program. Training jointly organized by finance department of Govt. of Tamil Nadu and NIC.

As part of MDP, "Training on Public Procurement Basic/Advanced" organised by DoE, Min of Finance at Arun Jaitley National Institute of Financial Management, Faridabad, Four trainings were conducted during the month February 2023. Around 225 officials attended the training.

DPIIT OM regarding Public Procurement Preference-MII order 2017

Department for Promotion of Industry and Internal Trade has issued an Office Memorandum vide OM No. : P-45014/33/2021-BE-II (E-64737) Dated 20th December 2022 regarding Common Examples of Restrictive and Discriminatory Conditions Against the Local Suppliers (Public Procurement Preference-MII order 2017)

For detail information, please [CLICK HERE](#):

Joined this Month

Semi-Conductor Laboratory (SCL)
Ministry of Electronics and Information Technology

Indian Cyber Crime Coordination Centre (I4C)
Ministry of Home Affairs

Telecom Regulatory Authority of India
Ministry of Communications

CSC e-Governance India Ltd
Ministry of Electronics and Information Technology

Procuring entities floated first tender in this month

All India Institute of Medical Sciences| Bhubaneswar
Ministry of Health and Family Welfare

Indian Cyber Crime Coordination Centre (I4C)
Ministry of Home Affairs

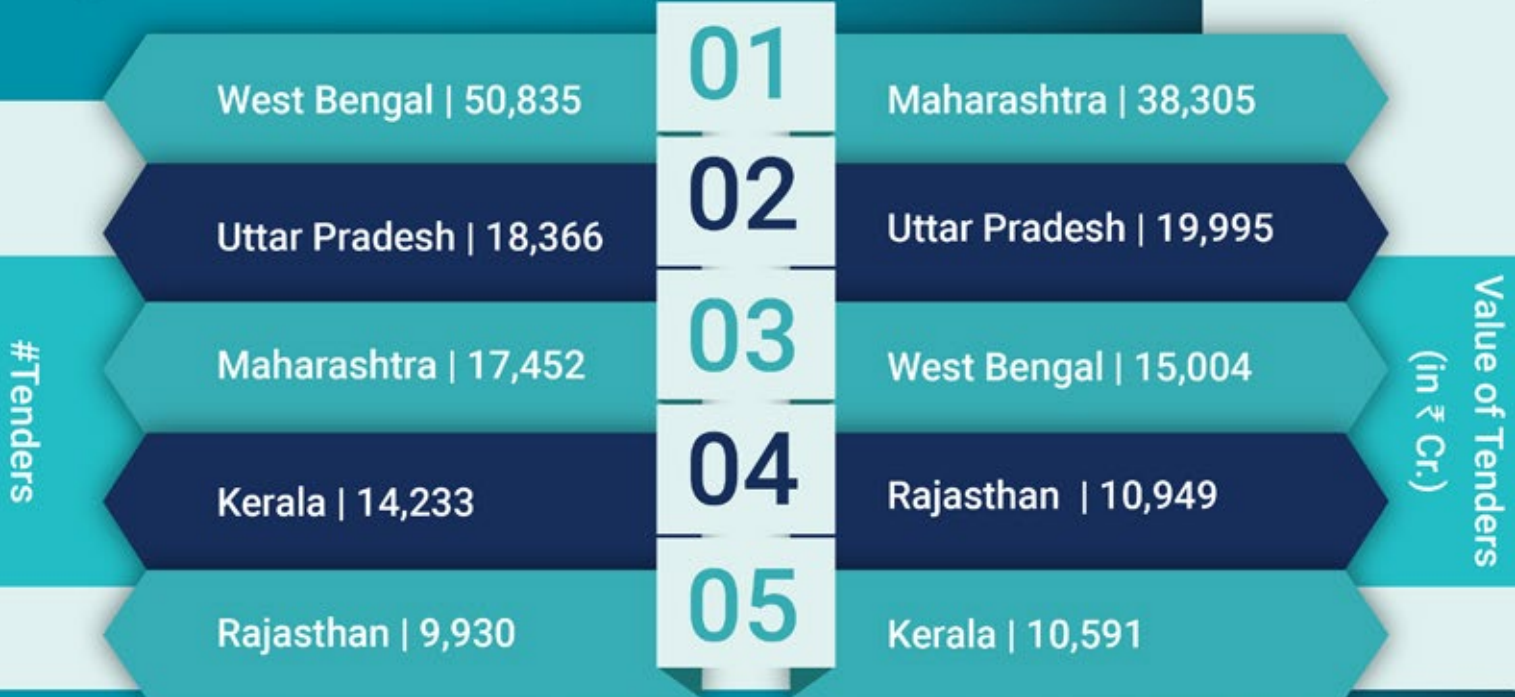
Indian Institute of Management Amritsar
Ministry of Education

Telecom Regulatory Authority of India
Department of Telecommunications

Nuclear Power Corporation of India Limited
Department of Atomic Energy

Top 5 States/UTs for this month

CPPP Newsletter
February 2023



NIC eProcurement (GePNIC[®]) Tender Statistics for the Month of February - 2023

NIC eProcurement (GePNIC) Tender Statistics for the Month of February - 2023											
Sl. No.	State/Organization	Current Financial Year - 2022-23						Cumulative Tenders since inception		Bid Awards 2022-23 Up to the Month	
		During the Month (February 2023)		Previous Month (January 2023)		Up to the month 2022-23		No.	Value (Rs. in crores)	No.	Contract Value (Rs. in crores)
		No.	Value (Rs. in crores)	No.	Value (Rs. in crores)	No.	Value (Rs. in crores)				
A Central Public Procurement Portal											
1	Defence Establishments	5,572	6,792	6,284	4,877	72,989	56,286	2,47,645	1,61,589	28,363	20,837
2	Central Govt Organisation	5,112	13,948	5,297	21,239	59,608	3,94,809	10,72,942	38,53,011	7,516	1,98,800
3	Central CPSEs	3,939	30,284	3,497	31,057	36,446	6,35,186	1,46,804	19,38,535	6,091	85,495
4	Pradhan Mantri Gram Sadak Yojana	300	3,038	698	4,648	8,358	37,788	1,88,367	5,28,558	2,217	5,28,637
	SUB TOTAL	14,923	54,063	15,776	61,821	1,77,401	11,24,070	16,55,758	64,81,693	44,187	8,33,769
B Major Central Public Sector Enterprises & Defence PSUs											
1	Coal India Limited	3,668	3,120	3,229	2,162	32,291	1,06,311	2,89,979	5,72,817	23,425	1,29,525
2	Indian Oil Corp Ltd	1,150	3,852	1,206	5,010	13,282	63,108	1,65,454	3,68,384	5,662	21,399
3	Bharat Heavy Electricals Limited	804	1,052	846	731	12,440	9,069	22,680	17,610	363	622
4	NTPC	759	497	792	220	12,282	1,95,530	74,141	3,07,603	1,368	12,600
5	Defence PSUs #	194	403	193	122	2,748	2,358	27,758	16,678	221	379
6	Chennai Petroleum Corp Ltd	33	0	43	8	529	251	9,065	621	44	156
	SUB TOTAL	6,608	8,924	6,309	8,253	73,572	3,76,627	5,89,077	12,83,713	31,083	1,64,682
<small># Comprises of Goa Shipyard Ltd, Hindustan Shipyard Ltd, Mishra Dhatu Nigam Ltd, Mazagon Dock Ltd, Bharat Electronics Ltd, Garden Reach Ship Builders and Engineers Ltd.</small>											

NIC eProcurement (GePNIC[®]) Tender Statistics for the Month of February - 2023

NIC eProcurement (GePNIC [®]) Tender Statistics for the Month of February - 2023											
Sl. No	State/Organization	Current Financial Year - 2022-23						Cumulative Tenders since inception		Bid Awards 2022-23 Up to the Month	
		During the Month (February 2023)		Previous Month (January 2023)		Up to the month 2022-23					
		No.	Value (Rs. in crores)	No.	Value (Rs. in crores)	No.	Value (Rs. in crores)	No.	Value (Rs. in crores)	No.	Contract Value (Rs. in crores)
C) States & Union Territories											
1	West Bengal	50,835	15,004	50,974	8,333	2,39,946	77,722	9,33,203	4,19,756	79,054	25,833
2	Uttar Pradesh	18,366	19,995	13,575	11,005	1,94,418	2,90,529	12,36,701	13,97,118	35,169	14,679
3	Maharashtra	17,452	38,305	8,554	14,216	1,68,981	2,34,658	14,60,392	10,13,266	84,009	1,00,849
4	Kerala	14,233	10,591	15,989	6,535	1,24,676	59,834	7,79,844	3,22,060	61,080	1,41,26,195
5	Rajasthan	9,930	10,949	6,652	24,443	93,594	2,00,713	5,49,976	9,75,876	3,365	9,376
6	Madhya Pradesh	8,681	10,417	7,732	10,269	67,768	1,69,504	2,82,188	5,87,970	33,216	2,40,595
7	Jammu & Kashmir	7,458	2,672	6,878	2,185	1,63,526	48,155	5,32,814	2,03,333	477	569
8	Tamil Nadu	7,051	6,996	8,637	10,983	73,706	66,007	3,26,849	3,21,261	7,838	16,666
9	Haryana	5,704	7,027	4,249	11,526	50,954	60,641	3,22,709	2,41,042	23,686	7,36,46,155
10	Odisha	3,092	6,799	3,277	7,422	33,838	55,952	4,08,666	3,88,444	6,167	10,126
11	Himachal Pradesh	3,033	1,294	1,058	749	15,466	19,774	99,132	77,601	4,586	4,664
12	Punjab	2,671	1,100	2,206	1,431	22,782	29,065	1,96,401	1,30,873	12,778	11,604
13	NCT of Delhi	2,462	2,452	2,378	1,421	24,854	16,216	2,99,708	1,60,202	1,045	889
14	Jharkhand	2,111	7,009	1,442	11,853	12,444	57,211	85,356	3,66,175	262	3,237
15	Uttarakhand	1,384	2,593	1,460	6,309	16,513	24,356	63,865	1,21,151	1,389	5,982
16	Chandigarh UT	821	239	846	216	8,384	2,529	85,939	26,637	3,409	1,246
17	Assam	782	3,796	978	2,773	8,730	53,400	44,922	1,92,917	2,915	21,969
18	Goa	462	409	435	1,585	3,892	4,640	7,433	10,605	1,422	1,777
19	Andaman	425	142	417	120	3,958	1,228	9,791	8,352	451	50
20	Ladakh	356	215	356	255	7,023	3,585	21,240	13,297	441	85
21	Puducherry	271	114	200	173	2,141	1,750	11,627	5,870	1,110	671
22	Lakshadweep	66	19	22	47	547	2,190	2,244	3,477	17	10
23	Dadra and Nagar Haveli	46	216	26	62	466	1,858	6,092	12,829	66	495
24	Arunachal Pradesh	43	321	95	153	402	5,249	995	13,301	50	341
25	Daman and Diu	39	113	57	180	499	1,726	2,550	8,537	54	48
26	Manipur	17	132	24	138	229	5,417	2,106	31,440	24	578
27	Mizoram	10	141	1	10	41	2,003	317	3,276	2	22
28	Sikkim	8	86	4	41	51	1,612	582	6,112	2	591
29	Tripura	4	45	727	722	9,242	6,947	35,794	29,178	6,823	3,543
30	Nagaland	2	0	4	0	54	418	463	2,884	13	28
31	Meghalaya	0	0	15	801	753	2,935	1,400	9,606	41	335
	Sub Total	1,57,815	1,49,192	1,39,268	1,35,957	13,49,878	15,07,824	78,11,299	71,04,446	3,70,961	8,82,49,208
	GRAND TOTAL	1,79,346	2,12,179	1,61,353	2,06,031	16,00,851	30,08,521	1,00,56,134	1,48,69,852	4,46,231	8,92,47,659