



<http://eprocure.gov.in>

NIC एन आई सी
National
Informatics
Centre

GePNIC
Simplified Procurement

CPPP NEWSLETTER

February 2022

Central Public Procurement Portal (CPPP) of Government of India is operational since 2012. It hosts the Government eProcurement System (GePNIC[®]) developed by National Informatics Centre in close coordination with Department of Expenditure, Ministry of Finance. CPPP provides a single point access to all the tendering information on various procurements made across the country.

It facilitates :

ePublishing - Publishing of tender enquiries, corrigendum & award of contract details.

XML - Facilitates publishing of tender comprehensive information of other eProcurement system.

eProcurement - Facilitated through - GePNIC[®] implemented in 679 around Central Government Ministries / Departments and Public Sector Units, it is also being rolled out across India in 31 State Government / Union Territories.

In February 2022

Tenders :

1.11 Lakh tenders

Value of Tenders :

₹ 2.08 Lakh Crores

Cumulative Tenders

Tenders :

83.21 Lakhs

Value of Tenders :

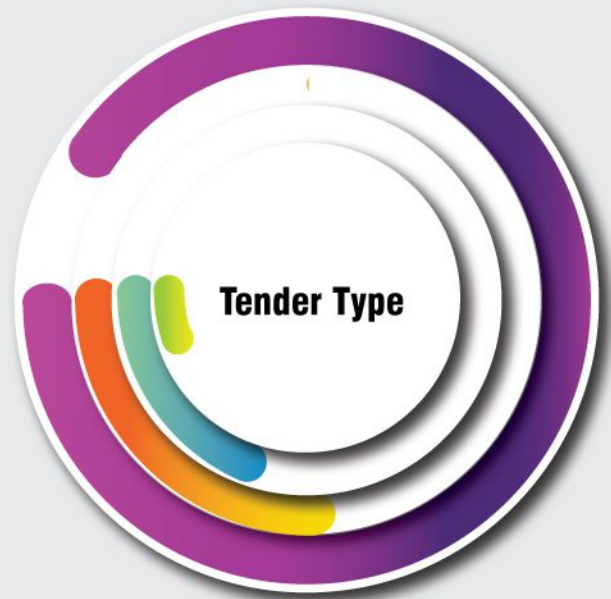
₹ 116 Lakh Crores

📍 National Informatics Centre
A-Block, CGO Complex
Lodhi Road, Delhi - 110003
cphp-nic@nic.in

Procurement Policy Division
Department of Expenditure
Ministry of Finance
North Block New Delhi
cphp-doe@nic.in

Centralized 24 X 7
Telephonic Help Desk & eMail
Support
0120-4200462 | 0120-4001002
support-eproc@nic.in

Percentage share of Tender Category / Tender Type



- Works - 77.3 %
- Goods - 15.6 %
- Services - 7.03 %
- Open - 91.08 %
- Limited - 4.65 %
- Others - 2.78%
- Single - 1.47 %

Top Five eProcurement /ePublishing / XML Entities during this Month



- MES | 3698
- Western Coalfields Limited | 236
- Ministry of Railways | 22305
- IHQ of MoD (Army)-(OSCC) | 1488
- Madhya Pradesh Power Generating Company Limited | 226
- CPWD | 2704
- NTPC Limited | 1179
- Indian Air Force | 177
- NTPC Limited | 859
- South Delhi Municipal Corporation | 768
- Department of Defence Production | 174
- BPCL | 804
- COS and Industrial Research | 574
- Department of Fertilisers | 140
- HPCL | 769

Monthly Statistics and Support / Assistance (<https://eprocure.gov.in>)



# SMS Sent	21,22,383
# Mails Sent	27,32,120
# PMU Mail	1,726
# Tender	1,11,592
# Value of Tenders	₹ 2,08,159.68 Cr.
# Award of Contract (AoC)	34,825
# No. of Payments done through online	1,48,366
# Value of online Payment's	₹ 1,398.71 Cr.
# Visitors this month	1,82,165
# Department Users up to the month	4,20,892
# Bidders/ Contractors up to the month	3,90,000



Daily Web Learning	(http://webcon.nic.in/)
eAuction	Wed (2.00- 5.30 PM)
eProcurement	Mon – Fri (2.30 - 4.30 PM)
Centralized 24 X 7	0120-4200462
Telephonic Help Desk & eMail Support	0120-4001002 0120-4001005 support-eproc@nic.in
# Calls attended by helpdesk	33,155
# Mails handled by helpdesk	3,572
# Tender Cum Auction	695
# Web Learning Participants	98

Important Information Related to GFR

Rule 164 of GFR 2017

Two Stage Bidding

Two-Stage Bidding (Obtain bids in two stages with receipt of financial bids after receipt and evaluation of technical bids)

- Ministry/Department may procure the subject matter of procurement by the method of two-stage bidding, if
- It is not feasible to formulate detailed specifications or identify specific characteristics for the subject matter of procurement, without receiving inputs regarding its technical aspects from bidders; or

- The character of the subject matter of procurement is subject to rapid technological advances or market fluctuations or both; or
- Ministry/Department seeks to enter into a contract for the purpose of research, experiment,
- The bidder is expected to carry out a detailed survey or investigation and undertake a comprehensive assessment of risks, costs and obligations associated with the particular procurement.

Glimpse of Major Workshop During this Month

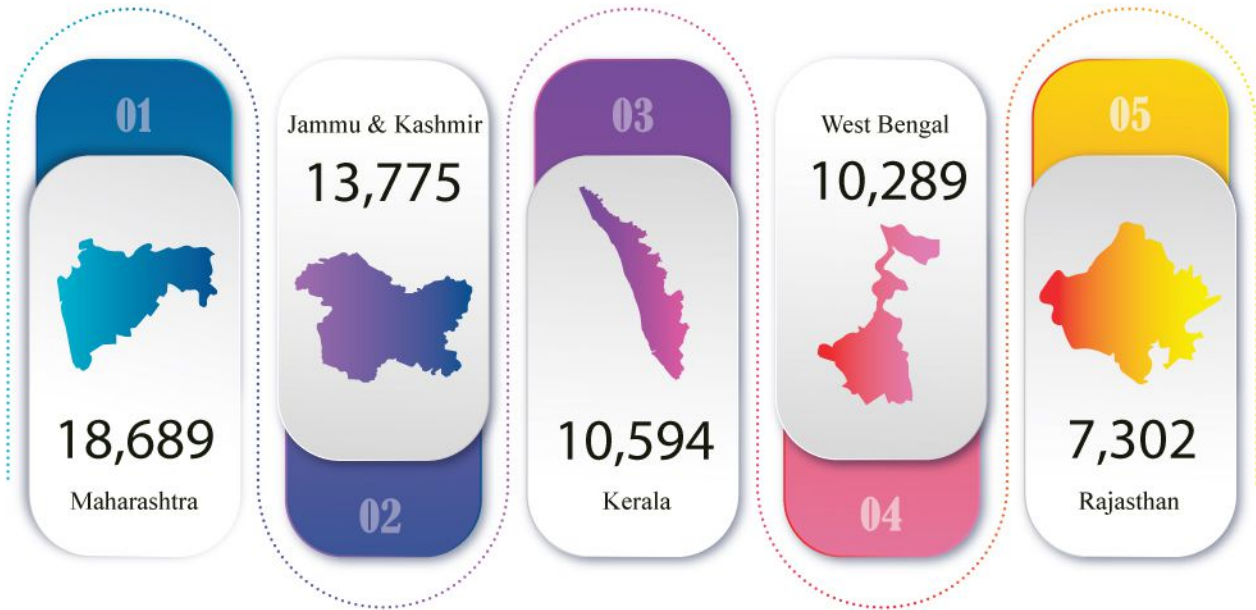
- Half day training on eProcurement for officials of Chennai Metropolitan Water Supply and Sewerage Board (CMWSSB), 93 participants attended the training.
- One day training on e-Procurement for Jammu Metropolitan Regional Development Authority. Officials attended the training.
- One day training on e-Auction for State Motor Garage Department Jammu. 10 officials attended the training.
- One day training on e-Procurement for J&K Ladakh and Finance Corporation. 10 officials attended the training.
- One day training on Tender Cum Auction for J&K Power Corporation Ltd. Training was attended by Officials of J&K Power Corporation Ltd.
- One day training on e-Procurement for Other Backward Bahujan Welfare Department. Department officers attended the training session.
- Half day training on eProcurement for Arms & Service Officers of ARTRAC organized by Arun Jaitley National Institute of Financial Management. Around 37 officials attended the training.
- One day training on e-Procurement for officials of Excise & Taxation Technical Services Agency, Govt of Punjab.
- As part of MDP, “Training on Public Procurement” organised by DoE, Min of Finance at Arun Jaitley National Institute of Financial Management, Faridabad, trainings were conducted during the month February 2022. Around 210 officials attended the training.



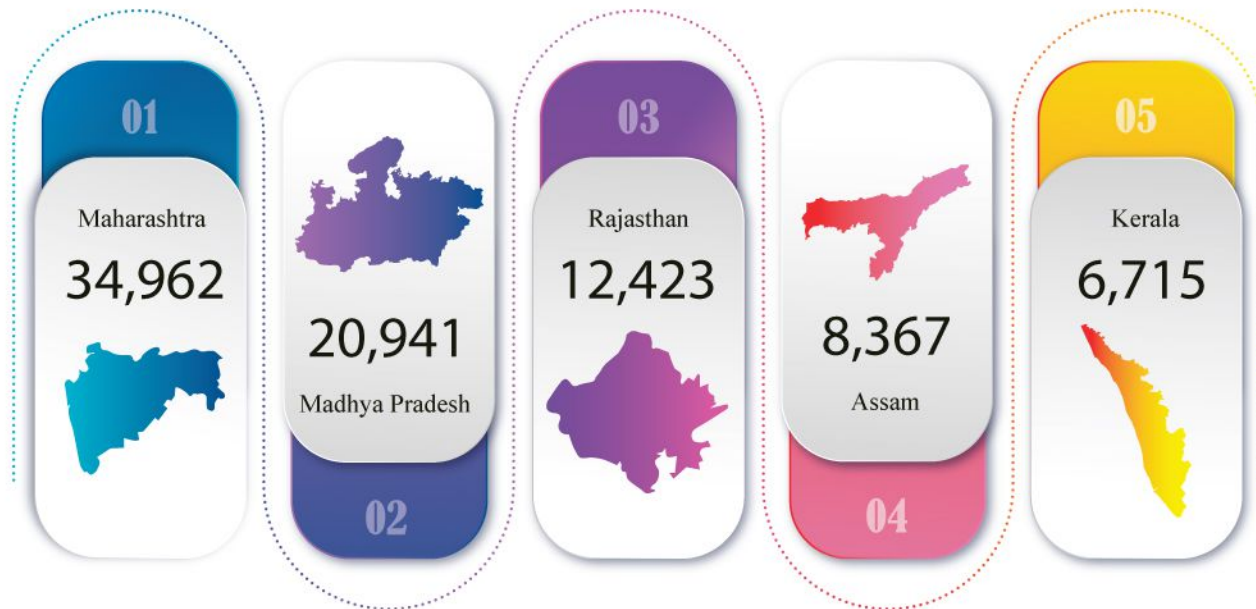
Process of Two stage bidding is available in GePNIC where in Tender Inviting Authority may ask for the Pre-qualification/ technical document in the first stage, on the basis of which bidders may shortlisted. From the shortlisted bidders price bid being asked in the second stage.

To get it enabled concerned organisation may contact cppp-nic@nic.in

Top 5 States / UTs | Tender Count Wise during this month



Top 5 States / UTs | Value of Tenders Wise during this month



सबका साथ
सबका विकास
सबका विश्वास
सबका प्रयास



NIC eProcurement (GePNIC[®]) Tender Statistics for the Month of February - 2022

NIC eProcurement (GePNIC) Tender Statistics for the Month of February - 2022											
Sl.No.	State/Organization	Current Financial Year - 2021-22						Cumulative Tenders since inception		Bid Awards 2021-22 Up to the Month	
		During the Month (February 2022)		Previous Month (January 2022)		Up to the month 2021-22					
		No.	Value (Rs. in crores)	No.	Value (Rs. in crores)	No.	Value (Rs. in crores)	No.	Value (Rs. in crores)	No.	Contract Value (Rs. in crores)
A	Central Public Procurement Portal										
1	Central Govt Organisation	4,939	28,031	4,539	32,274	49,658	2,76,618	10,08,015	34,03,697	7,565	1,11,441
2	Central CPSEs	4,231	27,800	3,574	50,757	34,042	3,38,912	1,06,272	12,80,819	3,822	25,769
3	Defence Establishments	6,776	5,977	6,774	7,106	81,861	47,985	1,69,203	1,01,274	30,726	16,943
4	Pradhan Mantri Gram Sadak Yojana	463	1,336	943	7,579	10,030	38,636	1,79,449	4,88,552	2,478	9,896
	<i>SUB TOTAL (A)</i>	<i>16,409</i>	<i>63,144</i>	<i>15,830</i>	<i>97,716</i>	<i>1,75,591</i>	<i>7,02,151</i>	<i>14,62,939</i>	<i>52,74,342</i>	<i>44,591</i>	<i>1,64,049</i>
B	Major Central Public Sector Enterprises & Defence PSUs										
1	Coal India Limited	5,011	5,140	3,258	11,303	33,165	1,12,224	2,52,852	4,55,682	17,483	67,860
2	Indian Oil Corp Ltd	1,241	5,970	1,086	3,770	13,884	57,781	1,50,872	2,98,501	6,222	22,170
3	NTPC	1,295	18,175	968	60,929	12,032	95,925	60,653	1,11,504	663	1,759
3	Bharat Heavy Electricals Limited	1,257	609	699	447	5,658	5,564	8,631	7,629	202	800
4	Defence PSUs #	350	124	292	304	3,443	2,109	24,664	13,377	166	296
5	Chennai Petroleum Corp Ltd	51	0	30	0	453	355	8,491	369	234	1,382
	<i>SUB TOTAL (B)</i>	<i>9,205</i>	<i>30,019</i>	<i>6,333</i>	<i>76,752</i>	<i>68,635</i>	<i>2,73,958</i>	<i>5,06,163</i>	<i>8,87,062</i>	<i>24,970</i>	<i>94,268</i>

Comprises of Goa Shipyard Ltd,Hindustan Shipyard Ltd,Mishra Dhatu Nigam Ltd,Mazagon Dock Ltd, Bharat Electronics Ltd, Garden Reach Ship Builders and Engineers Ltd..

....Continued

NIC eProcurement (GePNIC[®]) Tender Statistics for the Month of February - 2022

NIC eProcurement (GePNIC) Tender Statistics for the Month of February - 2022											
SLNo.	State/Organization	Current Financial Year - 2021-22						Cumulative Tenders since inception		Bid Awards 2021-22 Up to the Month	
		During the Month (February 2022)		Previous Month (January 2022)		Up to the month 2021-22					
		No.	Value (Rs. in crores)	No.	Value (Rs. in crores)	No.	Value (Rs. in crores)	No.	Value (Rs. in crores)	No.	Contract Value (Rs. in crores)
C) States & Union Territories											
1	Maharashtra	18,689	34,962	17,019	13,421	1,65,565	1,41,699	12,73,012	7,58,264	78,593	1,59,91,232
2	Jammu & Kashmir	13,775	2,420	11,169	2,292	1,35,142	41,802	3,58,836	1,48,080	604	86
3	Kerala	10,594	6,715	10,637	4,225	84,113	33,479	6,45,957	2,57,062	43,724	27,921
4	West Bengal	10,289	4,323	10,220	4,214	82,817	33,197	6,79,472	3,38,178	37,429	35,84,611
5	Rajasthan	7,302	12,423	7,155	10,229	74,259	1,06,225	4,47,433	7,63,221	2,454	6,907
6	Madhya Pradesh	6,830	20,941	6,437	16,282	54,538	1,06,076	2,03,497	3,59,157	23,609	42,447
7	Haryana	4,820	3,815	4,525	4,434	52,528	45,296	2,65,577	1,76,677	23,994	27,792
8	NCT of Delhi	3,213	2,625	2,594	1,967	22,286	22,906	2,71,138	1,41,292	693	1,064
9	Uttar Pradesh	1,966	2,253	13,239	9,948	1,84,178	1,41,372	10,31,413	11,02,529	30,010	19,385
10	Tamil Nadu	1,846	4,597	3,661	6,250	24,305	34,098	2,48,552	2,46,730	2,646	8,401
11	Himachal Pradesh	1,811	1,204	1,659	1,038	16,264	11,672	81,199	55,751	4,422	3,792
12	Jharkhand	1,202	5,079	1,210	6,032	11,074	38,273	71,832	3,03,166	276	3,547
13	Tripura	671	519	754	624	9,166	6,648	25,708	21,544	6,170	3,491
14	Chandigarh UT	659	437	571	308	6,333	2,329	76,877	23,436	938	803
15	Assam	653	8,367	356	1,774	3,880	23,788	35,551	1,34,858	2,050	8,477
16	Ladakh	408	141	364	246	7,000	4,000	13,876	9,517	749	205
17	Punjab	299	36	1,827	811	50,145	24,714	1,71,637	1,00,717	21,092	49,115
18	Odisha	290	3,523	2,961	6,111	42,287	45,986	3,73,050	3,28,477	9,834	10,031
19	Puducherry	281	95	243	54	1,510	724	9,083	4,032	514	227
20	Andaman	122	12	279	25	2,338	680	5,577	7,046	295	39
21	Uttarakhand	111	49	773	4,073	11,394	20,099	46,490	95,880	403	896
22	Dadra and Nagar Haveli	40	138	59	350	565	2,236	5,602	10,789	79	149
23	Lakshadweep	34	31	36	6	255	91	1,651	989	1	0
24	Daman and Diu	29	145	43	94	639	2,860	2,012	6,514	152	385
25	Arunachal Pradesh	18	98	21	66	143	1,195	490	7,861	22	125
26	Goa	8	13	266	169	2,947	3,458	3,270	5,547	332	245
27	Sikkim	7	5	6	110	57	808	525	4,493	2	2
28	Nagaland	7	14	13	53	65	158	388	2,247	16	16
29	Meghalaya	2	1	9	11	57	285	632	6,356	23	249
30	Manipur	1	15	61	517	455	3,547	1,853	25,776	46	2,665
31	Mizoram	1	0	13	18	29	129	275	1,263	1	0
	SUB TOTAL (C)	85,978	1,14,997	98,180	95,752	10,46,334	8,99,827	63,52,465	54,47,450	2,91,173	1,97,94,306
	GRAND TOTAL	1,11,592	2,08,160	1,20,343	2,70,220	12,90,560	18,75,935	83,21,567	1,16,08,854	3,60,734	2,00,52,623