

# CPPP Newsletter

March 2023



<https://eprocure.gov.in>



eProcurement Platform

Central Public Procurement Portal (CPMP) of Government of India is operational since 2012. It hosts the Government eProcurement System (GePNIC®) developed by National Informatics Centre in close coordination with Department of Expenditure, Ministry of Finance. CPMP provides a single point access to all the tendering information on various procurements made across the country.

## It facilitates :

ePublishing - Publishing of tender enquiries, corrigendum & award of contract details.

XML - Facilitates publishing of tender comprehensive information of other eProcurement system

eProcurement - Facilitated through - GePNIC® implemented in around 700 + Central Government Ministries / Departments and Public Sector Units, it is also being rolled out across India in 31 State Government /Union Territories.

**1.86 Lakh tenders in a single month worth ₹ 3.99 Lakh Cr. which is recorded as the highest in the last 15 year.**

#Tenders  
1.86 Lakh  
#Value of Tender  
3.99 Lakh Cr.

In March 2023

#Tenders  
1.02 Cr  
#Value of Tender  
152.68 Lakh Cr.

Cumulative Since  
Inception

#Depart Users  
4.78 Lakhs  
#Bidders/Contractors  
6 Lakhs

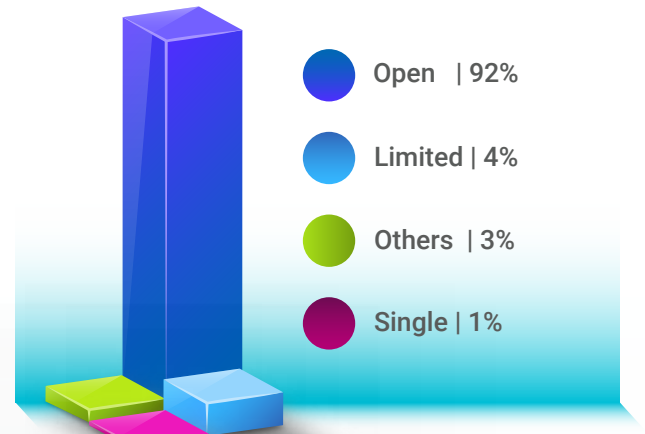
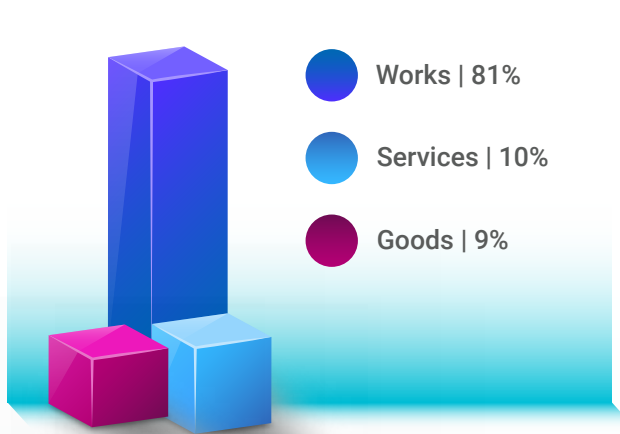
Since Inception

National Informatics  
Centre, A-Block, CGO  
Complex, Lodhi Road,  
Delhi - 110 003  
[cphp-nic@nic.in](mailto:cphp-nic@nic.in)


Procurement Policy  
Division, Department of  
Expenditure, Ministry of  
Finance, North Block,  
New Delhi  
[cphp-doe@nic.in](mailto:cphp-doe@nic.in)

Centralized 24 X 7 Telephonic  
Help Desk & eMail Support  
0120-4200462 | 0120-4001002  
[support-eproc@nic.in](mailto:support-eproc@nic.in)

# Percentage share of Tender Category / Tender Type for GePNIC<sup>®</sup>



# Top five eProcurement /ePublishing / XML Entities for this Month for CPPP




eProcurement

- MES | 2,895
- IHQ of MoD (Army)-(OSCC) | 916
- NTPC Limited | 749
- Directorate of Purchase and Stores | 724
- BSNL | 648



ePublish

- Western Coalfields Limited | 289
- MPPGCL | 234
- IRCTC Limited | 209
- Container Corporation of India Limited | 166
- Department of Defence Production | 144



XML

- Ministry of Railways | 26,155
- CPWD | 2,589
- HAL | 446
- BPCL | 403
- Department of Posts-Civil Wing | 300

# Monthly Statistics and Support / Assistance

(<https://eprocure.gov.in>)

# SMS Sent	31,01,627
# Mails Sent	39,22,031
# Tender	1,85,624
# Value of Tenders	₹ 3,98,878.47 Cr.
Award of Contract (AoC)	65,654
No. of Payments done through online	3,12,273
Value of payment done through online	₹ 3,477.89 Cr.
# Visitors this month	2,06,397
# Department Users up to the month	4,77,917
# Bidders/ Contractors up to the month	6,00,000

Daily Web Learning (eprocure.gov.in)	Mon – Fri (2.30- 4.30 PM) <a href="http://webcon.nic.in/">http://webcon.nic.in/</a>
Centralized 24 X 7 Telephonic Help Desk & eMail Support	0120-4200462 0120-4001002 0120-4001005 support-eproc@nic.in
# Calls attended by helpdesk	26,176
# Mails handled by helpdesk	5,470
# Tender Cum Auction	819
# Web Learning Participants	116

## Joined this month

Directorate Of Civil Aviation  
Govt. of Arunachal Pradesh

India Optel Limited  
Ministry of. Defence

Directorate General of Trade Remedies  
Ministry of Commerce & Industry

Armoured Vehicles Nigam Limited  
Ministry of. Defence

## Procuring entities floated first tender in this month

Andhra Pradesh MSME Development Corporation  
Govt of Andhra Pradesh

Central University of Jammu  
Ministry of Education

National Institute of Hydrology Roorkee  
World Bank Tenders, Ministry of Education

Rajiv Gandhi Centre for Aquaculture (RGCA)  
Ministry of Commerce & Industry

Semi-Conductor Laboratory (SCL)  
Ministry of Electronics and Information Technology

Armoured Vehicles Nigam Limited  
Ministry of. Defence

# National Workshop on Electronic Procurement

## Driving National and International Procurement

March 2023 | New Delhi


National Informatics Centre, Ministry of Electronics and Information Technology (MeitY) in association with Procurement Policy Division, Department of Expenditure (DoE), Ministry of Finance organised 'National Workshop on Electronic Procurement' on 27<sup>th</sup> March, 2023 at Stein Hall, India Habitat Centre, Lodhi Road, New Delhi.

The primary goal of this workshop was sharing key aspects of leading electronic public procurement portals such as Government e-Marketplace (GeM), Railways, and Government eProcurement System of NIC (GePNIC®), discussing future needs and expectations as well as providing valuable insight into public procurement being done in the country.

The dignitaries on the dais were Shri Prashant Kumar Singh, CEO-GeM, Shri Rajesh Gera, Director General, NIC, Shri Sanjay Aggarwal, Advisor, PPD, DoE, Smt. Alka Mishra, DDG and HoG, NIC and Shri K Srinivasa Raghavan, DDG and SIO, Tamil Nadu.

Smt. Alka Mishra, DDG & HoG extended a warm welcome to all the dignitaries, senior officials, eminent speakers, NIC state coordinators, colleagues from NIC and NICSi, as well as all participants. Subsequently, Shri Sanjay Aggarwal, Advisor, PPD, DoE set the context of the workshop, and CEO-GeM Shri Prashant Kumar Singh provided valuable insights on GeM.

During the workshop, DG, NIC, along with other dignitaries, released the Compendium on the Journey of GePNIC®, and presented awards to the best



performing entities under various categories, including Central Government Organizations, Central Public Sector Enterprises, State Governments, North Eastern States, Union Territories, Defence Public Sector, and a Special Category for Uniquely Placed Organization, which have been leveraging the eProcurement platform to achieve exceptional results.

Three outstanding GePNIC® NIC State Coordinators - Shri N Srinivas, Sr Director, (IT), Delhi, Shri Osterwell Swere, Director (IT), Meghalaya and Shri Prithvi Raj, Deputy Director (IT), Himachal Pradesh were felicitated for their exceptional contributions in implementing GePNIC® in their respective states.

DG, NIC, addressed the audience highlighting the key features of the CPP Portal, including transparency, security, and confidentiality of data, and how the portal has evolved over time. He also emphasized how the CPP Portal and GeM complement each other, and that the workshop would provide an ideal platform for speakers to share their experiences and users to give their feedback, ideas, and suggestions. Finally, he conveyed his best wishes for the success of the workshop and congratulated all the awardees for their exceptional achievements.

The workshop was attended by representatives from 28 States, 8 Union Territories and 75 Central Govt. Organisations, all related to the domain. The presence of officials from varied procuring entities helped in making this workshop a great success.



# Best Performing Entities

Central Government	Archeological Survey of India
	Military Engineer Service
Central Public Sector	Bharat Heavy Electrical Limited
	Coal India Limited
	Damodar Valley Corporation
State Government	Government of Haryana
	Government of Kerala
	Government of Madhya Pradesh
North Eastern State	Government of Tripura
Union Territory	Chandigarh
Defence Public Sector	Mazagaon Dock Shipbuilders Limited
Special Category (Uniquely placed organization)	Engineers India Limited
Three Best GePNIC® Coordinators - NIC	National Capital Territory of Delhi
	Meghalaya
	Himachal Pradesh





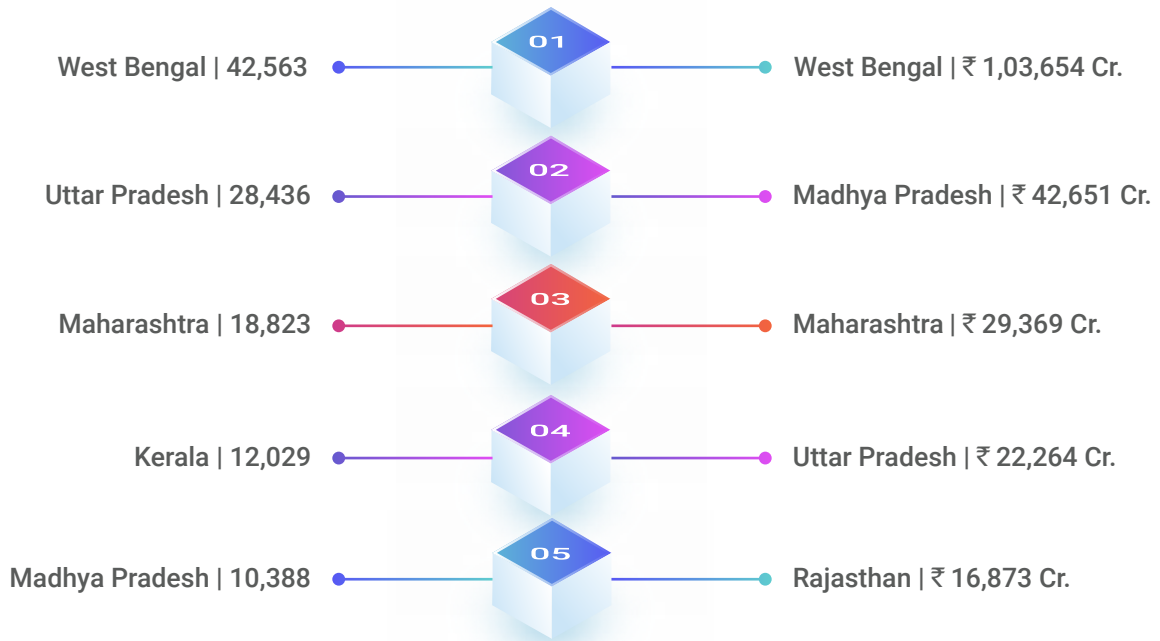
PAN India GePNIC® Team



# Top 5 States/UTs for this month

#Tenders

Value of Tenders



## NIC eProcurement (GePNIC®) Tender Statistics for the Month of March - 2023

Sl. No	State/Organization	Current Financial Year - 2022-23						Cumulative Tenders since inception		Bid Awards 2022-23 Up to the Month	
		During the Month (March 2023)		Previous Month (February 2022)		Up to the month 2022-23					
		No.	Value (Rs. in crores)	No.	Value (Rs. in crores)	No.	Value (Rs. in crores)	No.	Value (Rs. in crores)	No.	Contract Value (Rs. in crores)
<b>A Central Public Procurement Portal</b>											
1	Defence Establishments	4,728	6,609	5,572	6,792	77,717	62,896	2,52,373	1,68,198	32,306	23,816
2	Central Govt Organisation	4,667	69,404	5,112	13,948	64,275	4,64,213	10,77,609	39,22,414	8,273	2,00,669
3	Central CPSEs	3,657	22,155	3,939	30,284	40,103	6,57,342	1,50,461	19,60,690	6,941	1,00,137
4	Pradhan Mantri Gram Sadak Yojana	962	5,517	300	3,038	9,320	43,304	1,89,329	5,34,075	2,270	5,29,006
	<i>SUB TOTAL</i>	14,014	1,03,685	14,923	54,063	1,91,415	12,27,754	16,69,772	65,85,378	49,790	8,53,628
<b>B Major Central Public Sector Enterprises &amp; Defence PSUs</b>											
1	Coal India Limited	3,914	4,517	3,668	3,120	36,205	1,10,828	2,93,893	5,77,334	26,594	1,51,080
2	Indian Oil Corp Ltd	1,233	11,389	1,150	3,852	14,515	74,497	1,66,687	3,79,774	6,218	23,668
3	Bharat Heavy Electricals Limited	831	1,189	804	1,052	13,271	10,258	23,511	18,799	417	631
4	NTPC	790	3,110	759	497	13,072	1,98,640	74,931	3,10,713	1,498	12,792
5	Defence PSUs #	229	93	194	403	2,977	2,451	27,987	16,771	270	412
6	Chennai Petroleum Corp Ltd	34	1	33	0	563	252	9,099	621	49	160
	<i>SUB TOTAL</i>	7,031	20,298	6,608	8,924	80,603	3,96,925	5,96,108	13,04,011	35,046	1,88,744

# Comprises of Goa Shipyard Ltd, Hindustan Shipyard Ltd, Mishra Dhatu Nigam Ltd, Mazagon Dock Ltd, Bharat Electronics Ltd, Garden Reach Ship Builders and Engineers Ltd.



NIC eProcurement (GePNIC<sup>®</sup>) Tender Statistics for the Month of March - 2023

Sl. No	State/Organization	Current Financial Year - 2022-23						Cumulative Tenders since inception		Bid Awards 2022-23 Up to the Month	
		During the Month (March 2023)		Previous Month (February 2022)		Up to the month 2022-23					
		No.	Value (Rs. in crores)	No.	Value (Rs. in crores)	No.	Value (Rs. in crores)	No.	Value (Rs. in crores)	No.	Contract Value (Rs. in crores)
<b>C) States &amp; Union Territories</b>											
1	West Bengal	42,563	1,03,654	50,835	15,004	2,82,509	1,81,376	9,75,766	5,23,410	1,00,410	30,164
2	Uttar Pradesh	28,436	22,264	18,366	19,995	2,22,854	3,12,793	12,65,137	14,19,381	41,001	17,994
3	Maharashtra	18,823	29,369	17,452	38,305	1,87,804	2,64,026	14,79,215	10,42,635	91,809	1,10,230
4	Kerala	12,029	9,208	14,233	10,591	1,36,705	69,042	7,91,873	3,31,268	69,042	1,41,28,708
5	Madhya Pradesh	10,388	42,651	8,681	10,417	78,156	2,12,155	2,92,576	6,30,621	36,685	2,52,494
6	Rajasthan	9,809	16,873	9,930	10,949	1,03,403	2,17,586	5,59,785	9,92,749	3,654	9,838
7	Haryana	8,903	8,521	5,704	7,027	59,857	69,162	3,31,612	2,49,563	26,546	7,36,47,500
8	Tamil Nadu	8,074	8,554	7,051	6,996	81,780	74,561	3,34,923	3,29,815	8,678	18,596
9	Jammu & Kashmir	5,871	1,885	7,458	2,672	1,69,397	50,040	5,38,685	2,05,218	522	640
10	Punjab	3,842	8,948	2,671	1,100	26,624	38,013	2,00,243	1,39,822	13,838	13,062
11	NCT of Delhi	3,070	962	2,462	2,452	27,924	17,178	3,02,778	1,61,164	1,113	918
12	Odisha	2,523	5,649	3,092	6,799	36,361	61,602	4,11,189	3,94,094	7,240	10,999
13	Himachal Pradesh	2,517	1,053	3,033	1,294	17,983	20,827	1,01,649	78,654	5,250	5,112
14	Jharkhand	1,656	3,318	2,111	7,009	14,100	60,530	87,012	3,69,494	373	3,932
15	Uttarakhand	1,457	3,050	1,384	2,593	17,970	27,406	65,322	1,24,202	1,733	7,388
16	Chandigarh UT	1,136	1,384	821	239	9,520	3,913	87,075	28,020	3,752	1,369
17	Assam	912	4,872	782	3,796	9,642	58,272	45,834	1,97,788	3,653	28,760
18	Goa	602	551	462	409	4,494	5,191	8,035	11,156	1,693	2,071
19	Tripura	573	324	4	45	9,815	7,271	36,367	29,503	7,308	3,825
20	Ladakh	411	364	356	215	7,434	3,949	21,651	13,660	512	96
21	Andaman	375	198	425	142	4,333	1,426	10,166	8,549	540	59
22	Puducherry	220	44	271	114	2,361	1,794	11,847	5,914	1,389	753
23	Manipur	112	355	17	132	341	5,772	2,218	31,795	30	1,759
24	Arunachal Pradesh	97	336	43	321	499	5,584	1,092	13,636	60	505
25	Daman and Diu	71	99	39	113	570	1,825	2,621	8,636	57	49
26	Dadra and Nagar Haveli	49	85	46	216	515	1,943	6,141	12,913	76	677
27	Lakshadweep	40	10	66	19	587	2,200	2,284	3,488	17	10
28	Mizoram	7	54	10	141	48	2,057	324	3,330	2	22
29	Sikkim	6	203	8	86	57	1,815	588	6,315	2	591
30	Nagaland	4	0	2	0	58	418	467	2,884	22	29
31	Meghalaya	3	60	0	0	756	2,996	1,403	9,666	42	349
	Sub Total	1,64,579	2,74,896	1,57,815	1,49,192	15,14,457	17,82,720	79,75,878	73,79,342	4,27,049	8,82,98,498
	<b>GRAND TOTAL</b>	<b>1,85,624</b>	<b>3,98,878</b>	<b>1,79,346</b>	<b>2,12,179</b>	<b>17,86,475</b>	<b>34,07,400</b>	<b>1,02,41,758</b>	<b>1,52,68,731</b>	<b>5,11,885</b>	<b>8,93,40,870</b>