



<https://eprocure.gov.in>



eProcurement Platform



# CPPP Newsletter

June 2023

Central Public  
Procurement Portal  
(CPPP)

CPPP of Government of India is operational since 2012. It hosts the Government eProcurement System (GePNIC®) developed by National Informatics Centre in close coordination with Department of Expenditure, Ministry of Finance. CPPP provides a single point access to all the tendering information on various procurements made across the country.

## It Facilitates :

**ePublishing** : Publishing of tender enquiries, corrigendum & award of contract details.

**eProcurement** : Facilitated through - GePNIC® implemented in around 700+ Central Government Ministries/Departments and Public Sector Units, it is also being rolled out across India in 31 State Government/ Union Territories.

**XML** : Facilitates publishing of tender comprehensive information of other eProcurement System.

#Tenders  
1.72 Lakh  
#Value  
₹2.99 Lakh Cr.

In June 2023

#Tenders  
107 Lakhs  
#Value  
₹160.32 Lakh Cr.

Cumulative  
Since Inception

#Department  
Users  
4.91 Lakhs  
#Bidders/Contractors  
6 Lakhs

Since Inception

National Informatics Centre,  
A-Block, CGO Complex,  
Lodhi Road, Delhi - 110 003  
cPPP-nic@nic.in

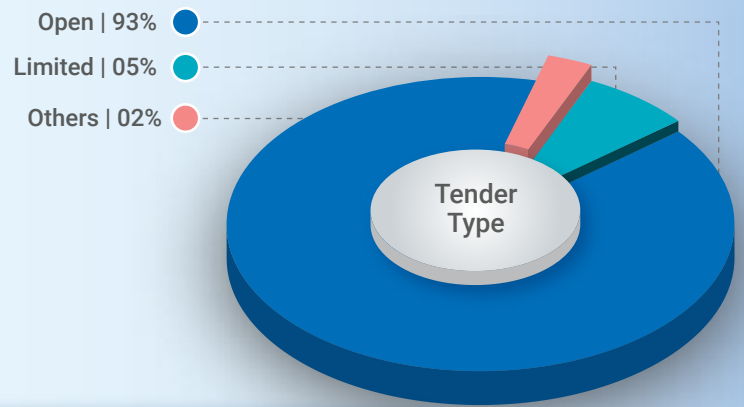
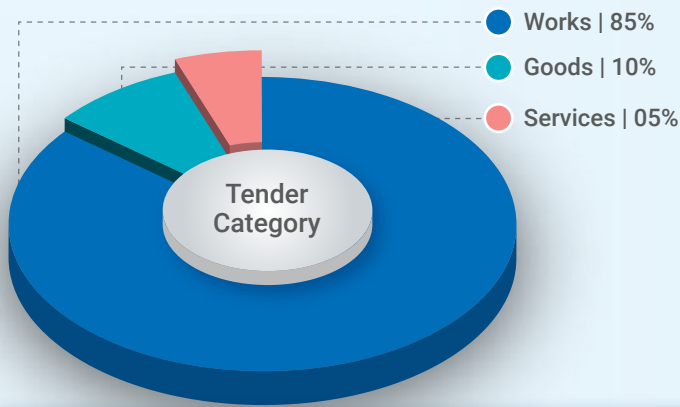
Procurement Policy Division,  
Department of Expenditure,  
Ministry of Finance,  
North Block, New Delhi  
cPPP-doe@nic.in

Centralized 24 X 7 Telephonic  
Help Desk & eMail Support  
0120-4200462 | 0120-4001002  
support-eproc@nic.in

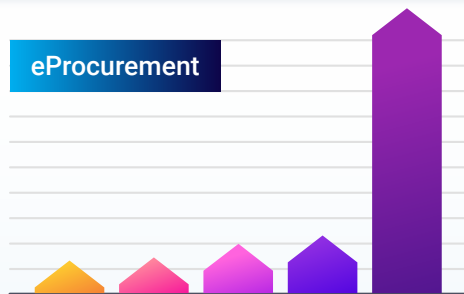
ASSOCHAM organized the 11<sup>th</sup> Public Procurement Summit on Enhancing Transparency, Efficiency and Accountability on 28<sup>th</sup> June 2023. Many industry leaders and policy makers presented their views. Role played by Central Public Procurement Portal in Enhancing Efficiency of Public Procurement through E-Procurement, with emphasis on Public Procurement Preference - Make in India Order 2017 and Global Tender Enquiry was presented by focusing specific features in Government eProcurement System of NIC, GePNIC®.



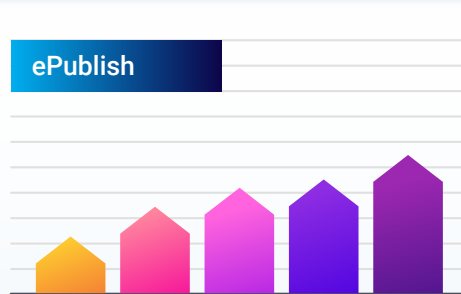
## Percentage share of Tender Category / Tender Type for GePNIC® (Value of Tenders)



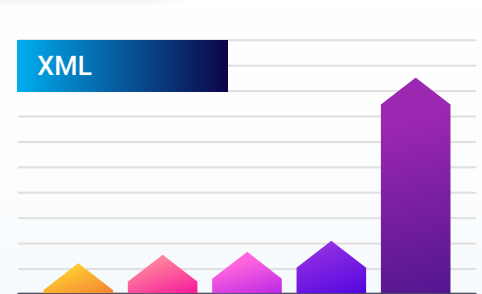
## Top five eProcurement / ePublishing / XML Entities for this Month for CPPP (Value of Tenders)



- NTPC Limited | 686
- BSNL | 755
- Municipal Corporation of Delhi | 994
- IHQ of MoD (Army)-(OSCC) | 1,222
- MES | 5,778



- Department of Defence Production | 140
- Indian Railway Catering and Tourism Corpn. Ltd. | 156
- Indian Space Research Organisation | 167
- Western Coalfields Ltd. | 171
- MPPGCL | 261



- BPCL | 345
- HAL | 567
- HPCL | 675
- CPWD | 2,711
- Ministry of Railways | 31,093

# Monthly Statistics and Support / Assistance

(<https://eprocure.gov.in>)

# SMS Sent	26,09,663
# Mails Sent	33,75,391
# Tender	1,71,620
# Value of Tenders	₹ 2,99,120 Cr.
Award of Contract (AoC)	54,009
No. of Payments done through online	2,38,224
Value of payment done through online	₹ 1,990.65 Cr.
# Visitors this month	2,50,253
# Department Users up to the month	4,91,337
# Bidders/ Contractors up to the month	6,00,000

Daily Web Learning (eprocure.gov.in)	Mon – Fri (2.30- 4.30 PM) <a href="http://webcon.nic.in/">http://webcon.nic.in/</a>
Centralized 24 X 7 Telephonic Help Desk & eMail Support	0120-4200462 0120-4001002 0120-4001005 support-eproc@nic.in
# Calls attended by helpdesk	24,032
# Mails handled by helpdesk	5,768
# Tender Cum Auction	640
# Web Learning Participants	111

## Joined this month

National Forensic Sciences University  
**Ministry of Home Affairs**

India International Institute of Democracy and Election Management  
**Election Commission of India**

Advanced Weapons And Equipment India Ltd.  
**Ministry of Defence**

Indian Institute of Information Technology Design and Manufacturing, Kancheepuram  
**Ministry of Education**

## Procuring Entities floated first tender in this month

Indian Institute of Management Bangalore  
**Ministry of Education**

Indian Institute of Technology - Hyderabad  
**Ministry of Education**

National Institute of Technology Kurukshetra  
**Ministry of Education**

National Institute of Technology Silchar  
**Ministry of Education**


# Glimpse of Major Workshops during this month

Two day training on eProcurement for the officials of Jhabua Power Ltd. (JPL) on 30th June and 1st July 2023 at Jhabua Power Ltd., Seoni, Madhya Pradesh.



Awareness session on eProcurement for the officials of ONGC Tripura Power Company Limited at OTPC HQ on 19<sup>th</sup> June 2023.

One day online training on eProcurement for various newly onboarded organizations on 14th June 2023. Around 100 participants attended the training online.



Awareness Presentation on eProcurement for officials of Supreme Court of India on 27th June 2023. Around 25 officials attended the awareness session.

One day training on eProcurement for Directorate of Vocational Education & Training (DVET) on 6th June 2023, Mumbai. 11 department officers attended the training.



One day training for Directorate of Economics and Statistics, Mantralaya Mumbai on 8th June 2023.

Two training on eProcurement for Municipal Corporation of Greater Mumbai on 20th June 2023 and 27th June 2023. 61 department officers attended the training session.



One day training on eProcurement for Department of Social Welfare Nagaland on 6th June 2023 at NIC Nagaland State Centre, Kohima.



One day training for Bidders of Nagaland Bio Resource Mission Nagaland on 8th June 2023 at NBRM Office, Kohima.



One day training on eProcurement for Chief Engineer (Mechanical) partment Nagaland on 30th June 2023 at NIC Nagaland State Centre, Kohima.



One day training on eProcurement for Newly appointed Prosecuting Officers from the Home Department of Jammu officials on 22nd June 2023 at JKIMPARD Jammu. Training was attended by 40 Officers.



One day online training for various Departments/Organizations Officials under Govt of Goa on 28th June 2023 at ITG, Altinho, Panaji, Goa.

Half day training on eProcurement for officials of Jawaharlal Nehru University on 21st June 2023.



One day training on eProcurement at Regional Training Institute, Kolkata (RTI, Kolkata) on 20th June 2023 at CGO Complex, Kolkata.



Three days training on eProcurement and eauction for the department of LPWD and Electricity Sub divisions , Minicoy Island, UT of Lakshadweep from 5th June 2023 to 7th June 2023.



One day training eProcurement for – Uttar Pradesh Housing and Development Board - UPHDB on 7th June 2023. 17 Assistant Engineers of the organisation attended the training.



As part of MDP, “Training on Public Procurement Basic/Advanced” organised by DoE, Min of Finance at Arun Jaitley National Institute of Financial Management, Faridabad, Three trainings were conducted during the month June 2023. Around 120 officials attended the training.

# Top 5 States/UTs for this month

#Tenders

Value of Tenders

Jammu & Kashmir | 29259

01

Uttar Pradesh | ₹ 34,596.65 Cr.

Maharashtra | 18124

02

Rajasthan | ₹ 32,223.12 Cr.

Uttar Pradesh | 16190

03

Madhya Pradesh | ₹ 26,962.57 Cr.

West Bengal | 16015

04

Tamil Nadu | ₹ 23,387.09 Cr.

Rajasthan | 14763

05

Jammu & Kashmir | ₹ 3,183.14 Cr.

## NIC eProcurement (GePNIC<sup>®</sup>) Tender Statistics for the Month of June - 2023

Sl. No	State/Organization	Current Financial Year - 2023-24						Cumulative Tenders since inception		Bid Awards 2023-24 Up to the Month	
		During the Month (June 2023)		Previous Month (May 2023)		Up to the month 2023-24		No.	Value (Rs. in crores)	No.	Contract Value (Rs. in crores)
		No.	Value (Rs. in crores)	No.	Value (Rs. in crores)	No.	Value (Rs. in crores)				
<b>A</b>	<b>Central Public Procurement Portal</b>										
1	Defence Establishments	7,932	5,524	7,978	5,715	20,540	16,257	2,72,913	1,84,455	6,300	4,984
2	Central Govt Organisation	4,092	71,473	4,407	18,111	11,804	97,852	10,89,413	40,20,266	1,591	63,826
3	Central CPSEs	3,720	31,075	2,937	41,014	8,913	97,462	1,59,374	20,58,153	2,034	46,797
4	Pradhan Mantri Gram Sadak Yojana	643	2,459	1,037	3,097	2,586	9,467	1,91,915	5,43,542	366	2,701
	<i>SUB TOTAL</i>	16,387	1,10,531	16,359	67,938	43,843	2,21,038	17,13,615	68,06,416	10,291	1,18,308
<b>B</b>	<b>Major Central Public Sector Enterprises &amp; Defence PSUs</b>										
1	Coal India Limited	2,192	640	2,458	3,183	5,835	8,253	2,99,728	5,85,587	6,885	15,082
2	Indian Oil Corp Ltd	1,168	7,366	1,030	6,075	3,097	22,660	1,69,784	4,02,433	1,414	6,740
3	Bharat Heavy Electricals Limited	998	778	938	484	2,568	1,866	26,079	20,665	68	112
4	NTPC	740	500	882	4,117	2,357	6,232	77,288	3,16,944	222	481
5	Defence PSUs #	167	1,487	190	316	493	2,237	28,480	19,008	93	91
6	Chennai Petroleum Corp Ltd	31	0	41	9	109	10	9,208	631	6	68
	<i>SUB TOTAL</i>	5,296	10,771	5,539	14,184	14,459	41,257	6,10,567	13,45,269	8,688	22,574

# Comprises of Goa Shipyard Ltd, Hindustan Shipyard Ltd, Mishra Dhatu Nigam Ltd, Mazagon Dock Ltd, Bharat Electronics Ltd, Garden Reach Ship Builders and Engineers Ltd.

## NIC eProcurement (GePNIC®) Tender Statistics for the Month of June - 2023

Sl. No	State/Organization	Current Financial Year - 2023-24						Cumulative Tenders since inception		Bid Awards 2023-24 Up to the Month	
		During the Month (June 2023)		Previous Month (May 2023)		Up to the month 2023-24					
		No.	Value (Rs. in crores)	No.	Value (Rs. in crores)	No.	Value (Rs. in crores)	No.	Value (Rs. in crores)	No.	Contract Value (Rs. in crores)
<b>C) States &amp; Union Territories</b>											
1	Jammu & Kashmir	29,259	3,183	9,334	2,789	42,665	7,946	5,81,350	2,13,163	83	46
2	Maharashtra	18,124	17,359	18,639	31,561	51,891	64,840	15,31,106	11,07,475	22,764	40,317
3	Uttar Pradesh	16,190	34,597	15,190	16,865	48,315	85,002	13,13,452	15,04,384	10,902	6,554
4	West Bengal	16,015	7,190	33,008	11,964	97,313	34,639	10,73,079	5,58,049	46,747	48,965
5	Rajasthan	14,763	32,223	11,335	42,169	35,395	91,344	5,95,180	10,84,093	834	5,157
6	Tamil Nadu	14,351	23,387	14,391	10,985	40,126	42,841	3,75,049	3,72,656	3,242	10,757
7	Madhya Pradesh	8,601	26,963	9,680	16,917	26,436	56,569	3,19,012	6,87,190	9,527	28,153
8	Kerala	8,383	4,706	7,248	5,582	21,324	19,700	8,13,197	3,50,968	19,405	8,841
9	Haryana	7,831	6,213	9,040	7,736	24,609	19,889	3,56,221	2,69,453	12,188	8,092
10	Punjab	2,742	2,240	3,639	9,586	8,687	13,005	2,08,930	1,52,826	4,739	4,554
11	Odisha	2,669	5,592	3,386	3,096	9,336	13,125	4,20,525	4,07,219	3,614	3,676
12	NCT of Delhi	2,235	1,093	2,139	1,787	5,602	4,104	3,08,380	1,65,268	145	80
13	Himachal Pradesh	1,794	2,500	2,007	2,766	4,988	8,053	1,06,637	86,706	1,764	1,150
14	Jharkhand	1,455	3,198	1,880	3,650	5,770	15,001	92,782	3,84,495	105	1,465
15	Uttarakhand	1,206	1,002	1,243	3,167	3,640	6,656	68,962	1,30,857	771	1,034
16	Chandigarh UT	945	458	868	885	2,610	2,118	89,685	30,138	1,432	610
17	Tripura	742	476	990	740	2,203	1,447	38,570	30,949	1,281	493
18	Goa	644	1,232	527	749	1,598	2,448	9,633	13,604	715	488
19	Ladakh	631	382	777	470	1,917	1,235	23,568	14,895	79	22
20	Assam	548	2,048	469	1,104	1,661	5,720	47,495	2,03,508	2,097	5,643
21	Puducherry	307	177	242	132	682	379	12,529	6,293	255	158
22	Andaman	273	108	246	196	801	484	10,967	9,034	51	30
23	Daman and Diu	71	207	57	95	176	408	2,797	9,043	4	4
24	Lakshadweep	48	69	28	3	107	79	2,391	3,566	1	0
25	Dadra and Nagar Haveli	39	362	64	256	159	852	6,300	13,765	27	77
26	Arunachal Pradesh	37	281	15	32	60	369	1,152	14,005	12	16
27	Manipur	17	333	12	360	47	1,126	2,265	32,921	2	19
28	Sikkim	8	204	20	602	31	856	619	7,171	0	0
29	Meghalaya	6	12	4	0	17	498	1,420	10,165	1	46
30	Mizoram	3	26	3	38	8	80	332	3,410	3	77
31	Nagaland	0	0	7	12	9	12	476	2,896	1	2
	Sub Total	1,49,937	1,77,819	1,46,488	1,76,293	4,38,183	5,00,823	84,14,061	78,80,165	1,42,791	1,76,525
	<b>GRAND TOTAL</b>	<b>1,71,620</b>	<b>2,99,120</b>	<b>1,68,386</b>	<b>2,58,415</b>	<b>4,96,485</b>	<b>7,63,118</b>	<b>1,07,38,243</b>	<b>1,60,31,849</b>	<b>1,61,770</b>	<b>3,17,406</b>