



<https://eprocure.gov.in>

GePNIC
Simplified Procurement
eProcurement Platform



CPPP Newsletter

August 2023

Central Public
Procurement Portal
(CPPP)

CPPP of Government of India is operational since 2012. It hosts the Government eProcurement System (GePNIC®) developed by National Informatics Centre in close coordination with Department of Expenditure, Ministry of Finance. CPPP provides a single point access to all the tendering information on various procurements made across the country.

It Facilitates :

ePublishing : Publishing of tender enquiries, corrigendum & award of contract details.

eProcurement : Facilitated through - GePNIC® implemented in around 700+ Central Government Ministries/Departments and Public Sector Units, it is also being rolled out across India in 31 State Government/ Union Territories.

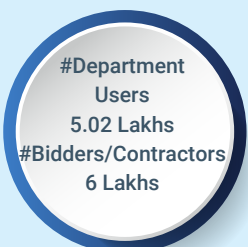
XML : Facilitates publishing of tender comprehensive information of other eProcurement System.



In August 2023



Cumulative
Since Inception



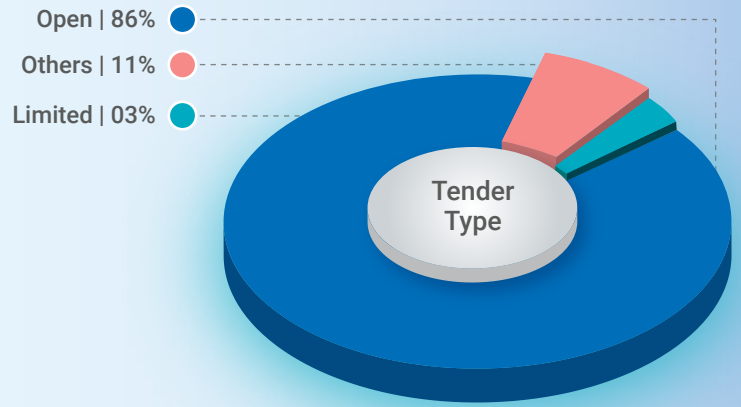
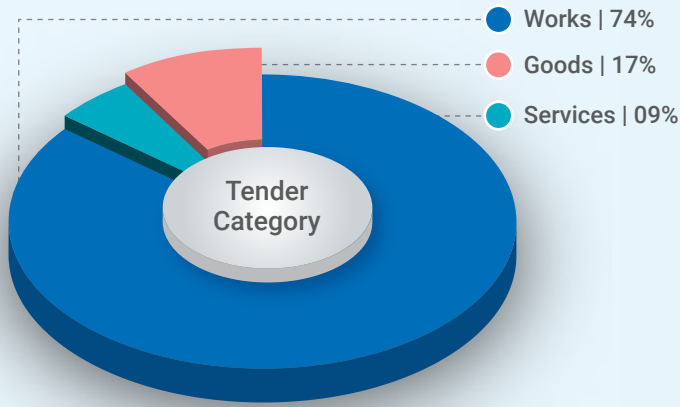
Since Inception

National Informatics Centre,
A-Block, CGO Complex,
Lodhi Road, Delhi - 110 003
cPPP-nic@nic.in

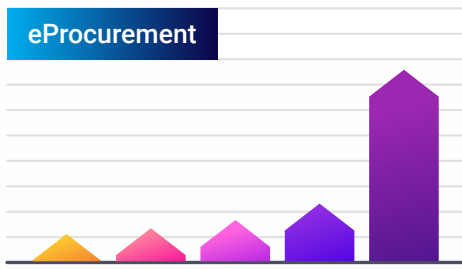
Procurement Policy Division,
Department of Expenditure,
Ministry of Finance,
North Block, New Delhi
cPPP-doe@nic.in

Centralized 24 X 7 Telephonic
Help Desk & eMail Support
0120-4200462 | 0120-4001002
support-eproc@nic.in

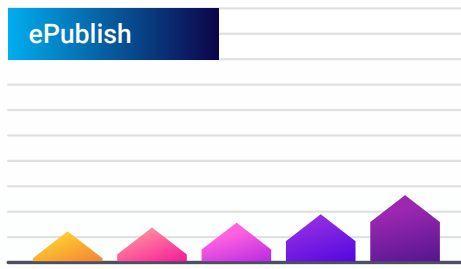
Percentage share of Tender Category / Tender Type for GePNIC[®] (Value of Tenders)



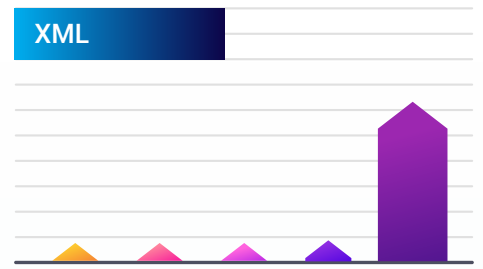
Top five eProcurement / ePublishing / XML Entities for this Month for CPPP (No. of Tenders)



- BSNL | 582
- Municipal Corporation of Delhi | 732
- NTPC Limited | 897
- IHQ of MoD (Army)-(OSCC) | 1,071
- MES | 3,610



- Western Coalfields Ltd. | 121
- IRCTC Ltd. | 125
- Department of Heavy Industry | 133
- Indian Space Research Organisation | 173
- MPPGCL | 247



- Department of Posts-Civil Wing | 383
- HAL | 418
- BPCL | 517
- CPWD | 2,840
- Ministry of Railways | 30,728

Joined this month

National Forensic Sciences University
Ministry of Home Affairs

Tripura University
Ministry of Education

North Eastern Handicrafts & Handlooms Development Corporation Limited
Ministry of Development of North Eastern Region

Troop Comforts Limited
Ministry of Defence

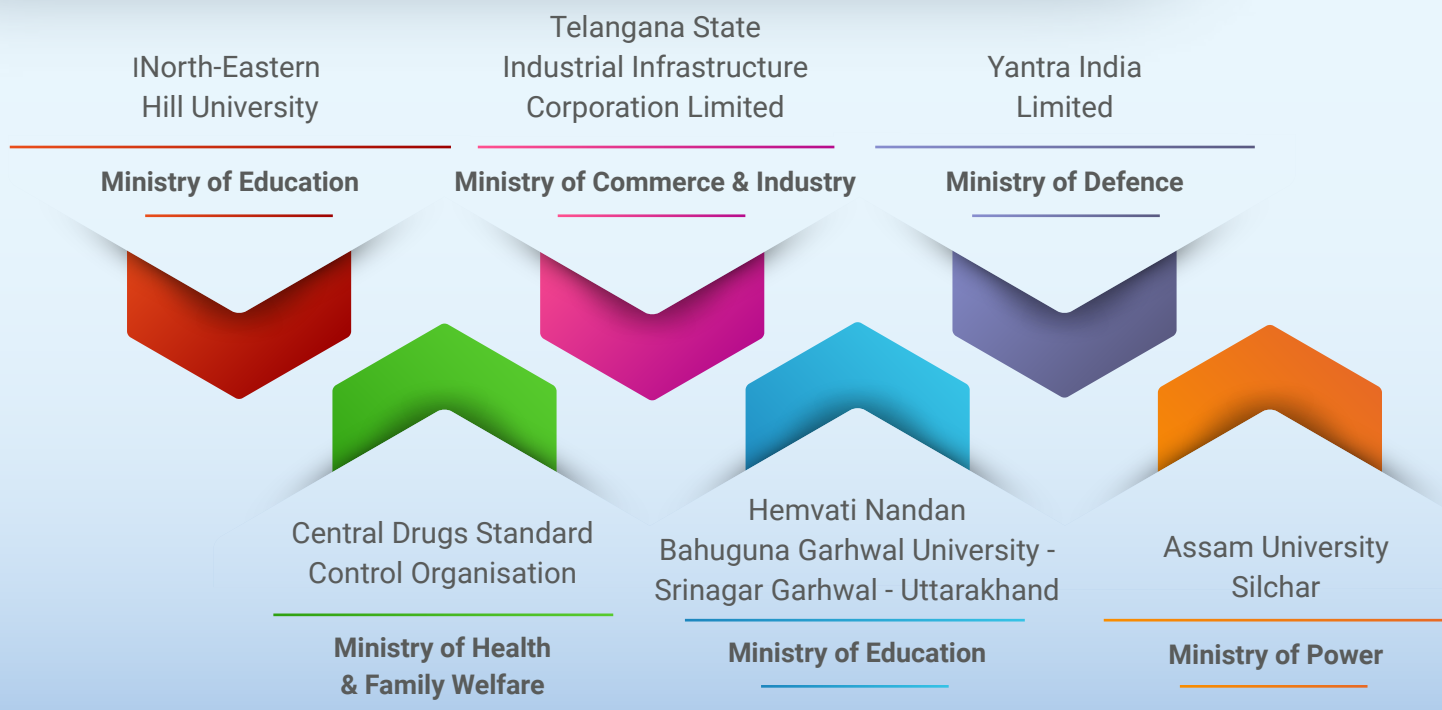
Monthly Statistics and Support / Assistance

(<https://eprocure.gov.in>)

# SMS Alert	27,22,424
# Mails Alert	34,90,722
# Tender	1,77,198
# Value of Tenders	₹ 2,50,393 Cr.
Award of Contract (AoC)	51,039
No. of Payments done through online	2,61,459
Value of payment done through online	₹ 2,455.13 Cr.
# Visitors this month	2,59,994
# Department Users up to the month	4,96,903
# Bidders/Contractors up to the month	6,00,000

Daily Web Learning (eprocure.gov.in)	Mon – Fri (2.30- 4.30 PM) http://webcon.nic.in/
Centralized 24 X 7 Telephonic Help Desk & eMail Support	0120 - 4711508 0120 - 4200462 0120 - 4001005 0120 - 4001002 support-eproc@nic.in
# Calls attended by helpdesk	32,076
# Mails handled by helpdesk	6,998
# Tender Cum Auction	864
# Web Learning Participants	107

Procuring Entities floated first tender in this month



Glimpse of Major Workshops during this month

Two days training on eProcurement for Maharashtra Industrial Development Corporation (MIDC) on 9th and 10th August 2023. 102 department officers attended the training.



One day training on eProcurement for Indian Audit & Accounts Department Regional Training Institute, Mumbai on 18th August 2023. 12 department officials attended the training.

One day training on eProcurement for Officials of the Chief Engineer (Mechanical) Department Nagaland on 1st August 2023 at Office of the Chief Engineer, Mechanical Department Kohima. Altogether 12 participants attended the training.



One day training on eProcurement for Officials of Society for Climate Resilient Agriculture in Nagaland (SoCRAN) ELEMENT Project Nagaland on 11th August 2023 at APC Conference Hall, Secretariat Kohima.

Two day training on eProcurement for the Directorate Of Correctional Services on 7th and 8th August 2023 at RICA (Regional Institute of Correctional Administration), Dum Dum, Kolkata. 32 officials attended the training.

One day training on eAuction for BASUMATI CORPORATION, Labour Department on 16th August 2023 at Basumati Corporation Ltd, 166, B.B. Ganguly Street, Kolkata.



One day training on QCBS process flow on 25th August 2023 at Tamil Nadu Secretariat. Around 40 participants attended the training.



Basic/Advanced” organised by DoE, Min of Finance at Arun Jaitley National Institute of Financial Management, Faridabad, Four trainings were conducted during the month August 2023. Around 250 officials attended the training.

Four day training for various Departments/Organizations Officials under Govt Of Goa from 28th to 31st August 2023 at ITG, Altinho, Panaji, Goa. Total 50 officials of various Departments/ Organizations under Govt. of Goa has attended the training session.



Two day training on eProcurement at Tamil Nadu House, Chanakyapuri, New Delhi during 22nd August & 23rd August, 2023. Around 20 department officials from various departments of Tamil Nadu House participated in this comprehensive training programme.

Top 5 States/UTs for this month

#Tenders

Value of Tenders

Jammu & Kashmir | 22,104

01

Tamil Nadu | ₹ 35,162 Cr.

West Bengal | 20,290

02

Odisha | ₹ 31,030 Cr.

Maharashtra | 15,838

03

Rajasthan | ₹ 25,451 Cr.

Uttar Pradesh | 14,729

04

Madhya Pradesh | ₹ 17,723 Cr.

Tamil Nadu | 14,504

05

Maharashtra | ₹ 16,706 Cr.

NIC eProcurement (GePNIC[®]) Tender Statistics for the Month of August - 2023

Sl. No	State/Organization	Current Financial Year - 2023-24						Cumulative Tenders since inception		Bid Awards 2023-24 Up to the Month	
		During the Month (August 2023)		Previous Month (July 2023)		Up to the month 2023-24		No.	Value (Rs. in crores)	No.	Contract Value (Rs. in crores)
		No.	Value (Rs. in crores)	No.	Value (Rs. in crores)	No.	Value (Rs. in crores)				
A Central Public Procurement Portal											
1	Defence Establishments	5,685	4,402	4,363	3,149	30,588	23,807	2,82,961	1,92,005	12,639	43,172
2	Central Govt Organisation	4,981	22,486	4,314	17,935	21,099	1,38,273	10,98,708	40,60,687	2,594	1,17,548
3	Central CPSEs	3,538	21,099	3,388	28,238	15,839	1,46,799	1,66,300	21,07,489	3,401	67,690
4	Pradhan Mantri Gram Sadak Yojana	1,136	5,461	1,194	4,206	4,916	19,134	1,94,245	5,53,209	746	5,419
	SUB TOTAL	15,340	53,447	13,259	53,527	72,442	3,28,012	17,42,214	69,13,390	19,380	2,33,829
B Major Central Public Sector Enterprises & Defence PSUs											
1	Coal India Limited	2,862	9,325	2,016	2,490	10,713	20,068	3,04,606	5,97,402	10,308	16,915
2	Indian Oil Corp Ltd	1,154	8,413	1,222	5,226	5,473	36,298	1,72,160	4,16,072	2,198	12,635
3	NTPC	927	53	705	175	3,989	6,460	78,920	3,17,173	398	992
4	Bharat Heavy Electricals Limited	887	614	901	1,799	4,356	4,280	27,867	23,079	140	163
5	Defence PSUs #	160	220	142	49	795	2,506	28,782	19,277	111	106
6	Chennai Petroleum Corp Ltd	37	2	42	3	188	15	9,287	636	14	131
	SUB TOTAL	6,027	18,626	5,028	9,743	25,514	69,627	6,21,622	13,73,638	13,169	30,943

Comprises of Goa Shipyards Ltd, Hindustan Shipyards Ltd, Mishra Dhatu Nigam Ltd, Mazagon Dock Ltd, Bharat Electronics Ltd, Garden Reach Ship Builders and Engineers Ltd.

NIC eProcurement (GePNIC) Tender Statistics for the Month of August - 2023

Sl. No	State/Organization	Current Financial Year - 2023-24						Cumulative Tenders since inception		Bid Awards 2023-24 Up to the Month	
		During the Month (August 2023)		Previous Month (July 2023)		Up to the month 2023-24					
		No.	Value (Rs. in crores)	No.	Value (Rs. in crores)	No.	Value (Rs. in crores)	No.	Value (Rs. in crores)	No.	Contract Value (Rs. in crores)
C) States & Union Territories											
1	Jammu & Kashmir	22,104	2,002	32,179	2,881	96,948	12,828	6,35,633	2,18,046	243	69
2	West Bengal	20,290	10,124	16,478	10,212	1,34,081	54,974	11,09,847	5,78,384	66,360	65,320
3	Maharashtra	15,838	16,706	16,486	16,665	84,215	98,211	15,63,430	11,40,846	38,937	59,474
4	Uttar Pradesh	14,729	8,384	13,707	10,222	76,751	1,03,608	13,41,888	15,22,990	19,156	10,927
5	Tamil Nadu	14,504	35,162	23,351	11,307	77,981	89,310	4,12,904	4,19,125	9,218	18,443
6	Rajasthan	13,713	25,451	12,867	27,103	61,975	1,43,898	6,21,760	11,36,648	1,401	7,019
7	Kerala	13,573	9,026	10,624	7,735	45,521	36,461	8,37,394	3,67,728	28,879	17,604
8	Odisha	10,538	31,030	3,276	7,681	23,150	51,837	4,34,339	4,45,930	6,790	7,529
9	Madhya Pradesh	8,849	17,723	8,095	13,029	43,380	87,321	3,35,956	7,17,942	27,082	40,408
10	Haryana	7,011	3,465	6,354	4,544	37,974	27,898	3,69,586	2,77,461	18,587	12,076
11	Punjab	3,229	2,550	2,498	1,600	14,414	17,155	2,14,657	1,56,976	7,222	7,011
12	NCT of Delhi	2,095	1,009	1,756	1,304	9,453	6,418	3,12,231	1,67,582	320	133
13	Himachal Pradesh	1,570	2,105	1,633	946	8,191	11,103	1,09,840	89,757	3,233	2,160
14	Jharkhand	1,508	3,801	1,196	3,804	8,474	22,606	95,486	3,92,100	173	3,945
15	Uttarakhand	1,243	1,503	1,195	3,440	6,078	11,599	71,400	1,35,801	3,143	3,934
16	Tripura	978	615	758	479	3,939	2,541	40,306	32,043	2,445	937
17	Ladakh	937	673	673	248	3,527	2,156	25,178	15,817	120	29
18	Assam	797	3,527	722	1,723	3,180	10,970	49,014	2,08,758	3,086	8,099
19	Chandigarh UT	789	415	826	615	4,225	3,147	91,300	31,168	2,185	731
20	Goa	757	712	483	417	2,838	3,576	10,873	14,732	1,226	1,113
21	Andaman	290	45	340	300	1,431	829	11,597	9,378	81	32
22	Puducherry	239	85	235	125	1,156	589	13,003	6,502	501	326
23	Dadra and Nagar Haveli	67	206	56	352	282	1,410	6,423	14,323	43	171
24	Daman and Diu	63	108	79	358	318	874	2,939	9,510	12	16
25	Manipur	28	285	20	296	95	1,707	2,313	33,502	2	19
26	Arunachal Pradesh	27	531	29	508	116	1,407	1,208	15,044	16	31
27	Lakshadweep	24	201	33	189	164	469	2,448	3,957	2	0
28	Nagaland	24	470	2	0	35	482	502	3,366	1	2
29	Sikkim	9	6	7	328	47	1,190	635	7,505	0	0
30	Mizoram	6	400	7	67	21	548	345	3,878	11	112
31	Meghalaya	2	0	15	80	34	578	1,437	10,245	9	51
	Sub Total	1,55,831	1,78,320	1,55,980	1,28,559	7,49,994	8,07,701	87,25,872	81,87,043	2,40,484	2,67,721
	GRAND TOTAL	1,77,198	2,50,393	1,74,267	1,91,829	8,47,950	12,05,340	1,10,89,708	1,64,74,071	2,73,033	5,32,492