

CPPP Newsletter

September 2023

#Tenders
2.11 Lakh
#Value
₹2.44 Lakh Cr.

In August 2023

#Tenders
113 Lakhs
#Value
₹167.18 Lakh Cr.

Cumulative Since Inception

#Department
Users
5.08 Lakhs
#Bidders/
Contractors
6 Lakhs

Since Inception

Central Public Procurement Portal (CPPP)

CPPP of Government of India is operational since 2012. It hosts the Government eProcurement System (GePNIC®) developed by National Informatics Centre in close coordination with Department of Expenditure, Ministry of Finance. CPPP provides a single point access to all the tendering information on various procurements made across the country.

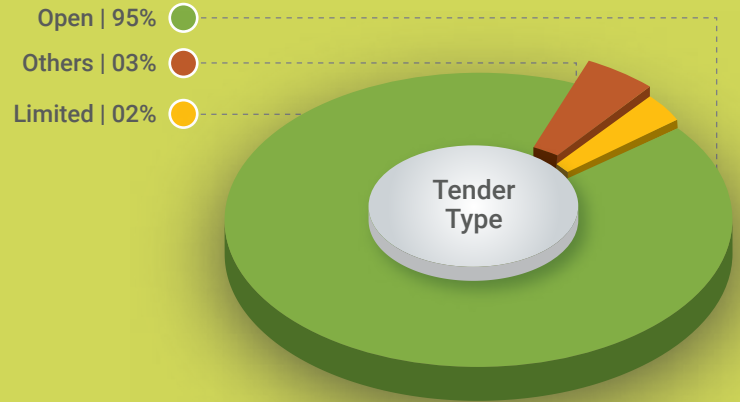
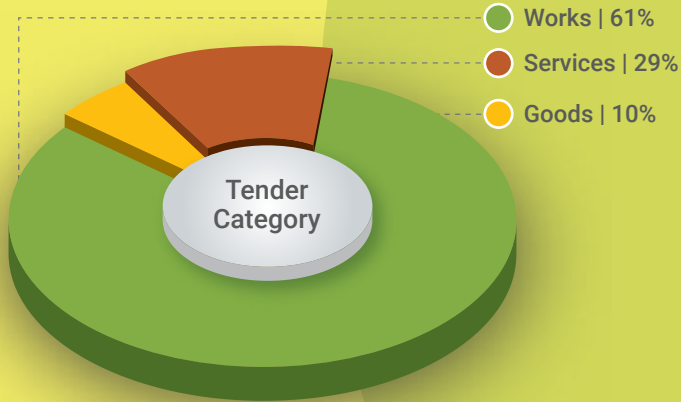
It Facilitates :

ePublishing : Publishing of tender enquiries, corrigendum & award of contract details.

eProcurement : Facilitated through - GePNIC© implemented in around 700+ Central Government Ministries / Departments and Public Sector Units, it is also being rolled out across India in 31 State Government/ Union Territories.

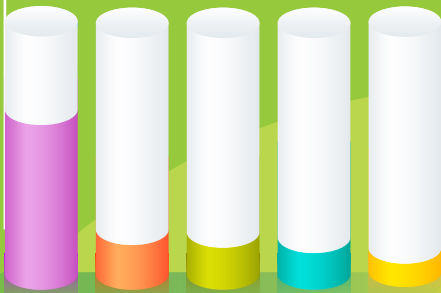
XML : Facilitates publishing of tender comprehensive information of other eProcurement System.

Percentage share of Tender Category / Tender Type for aaaGePNIC[©] (Value of Tenders)



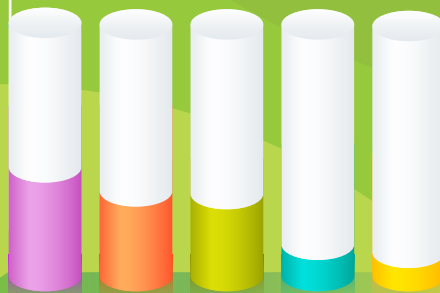
Top five Central Government eProcurement/ ePublishing/XML Entities for this Month for CPPP (# Tenders)

eProcurement




- Military Engineering Services | 3,362
- NTPC Ltd. | 881
- Municipal Corporation of Delhi | 803
- IHQ of MoD (Army)- (OSCC) | 747
- DG,BSF,MHA | 579

ePublish



- MPGCL | 216
- Container Corporation of India Ltd. | 155
- IRCTC Ltd. | 153
- ISRO | 111
- Department of Heavy Industry | 97

XML



- Ministry of Railways | 29,361
- CPWD | 2553
- BPCL | 382
- HAL | 297
- SBI | 265

Monthly Statistics and Support/Assistance (<https://eprocure.gov.in>)

# SMS Alert	27,97,969
# Mails Alert	36,67,099
# Tender	21,06,166
Value of Tenders	₹ 2,43,697.56 Cr.
Award of Contract (AoC)	48,183
# Online Payments	3,00,395
Value of Online Payment	₹ 2,581.85 Cr.
# Visitors this month	2,01,271

Daily Web Learning (eprocure.gov.in)	Mon – Fri (2.30- 4.30 PM) http://webcon.nic.in/
Centralized 24 X 7 Telephonic Help Desk & eMail Support	0120 - 4200462 0120 - 4001005 0120 - 4001002 support-eproc@nic.in
# Calls attended by helpdesk	30,172
# Mails handled by helpdesk	6,246
# Tender Cum Auction	741
# Web Learning Participants	73

Procuring Entities floated first tender in this month

Hemvati Nandan Bahuguna
Garhwal University-Srinagar-Garhwal-
Uttarakhand

Bhakra Beas Management
Board

ONGC Tripura Power
Company

Ministry of Education

Ministry of Power

Ministry of Petroleum & Natural Gas

India Optel
Limited

Yantra India
Limited

Ministry of Defence

Ministry of Defence

Glimpse of Major Workshops during this month



Five day training on eProcurement for various departments officials under Govt. Of Goa from 4th September 2023 to 8th September 2023 at ITG, Altinho, Panaji, Goa. Total 60 officials of various Departments under Govt. of Goa has attended the training.

One day training on eProcurement for Maharashtra Industrial Development Corporation (MIDC) Pune on 4th September 2023. 60 department officers attended the training.



One day training on eProcurement for Director of Town Planning, Maharashtra on 8th September 2023. 25 department officers attended the training.



One day training on eProcurement for Brihanmumbai Municipal Corporation, Maharashtra on 26th September 2023. 15 department officers attended the training session.

One day online training on eProcurement for Department of Hospitality and Protocol Jammu on 20th September 2023.

One day training on eProcurement on 25th September 2023 at Govt. Degree College Kunjwani Sainik Colony Jammu. Training was attended by 10 Officers.



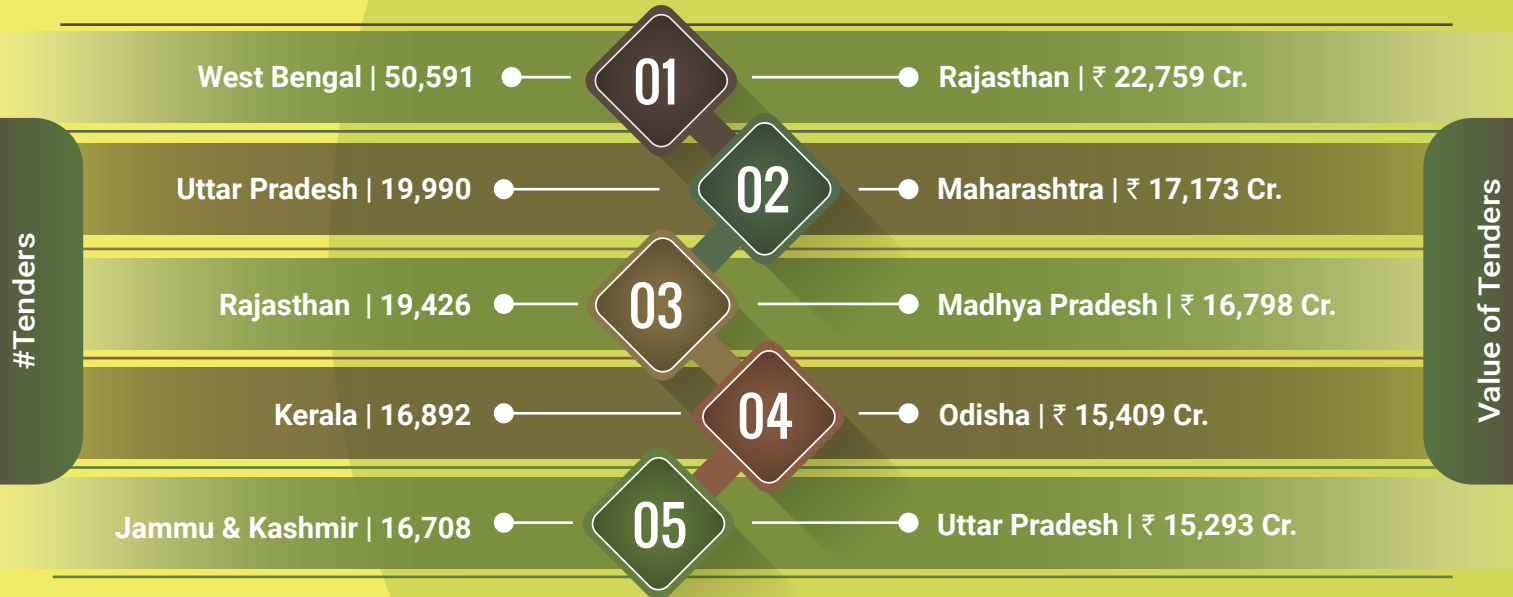
Basic/Advanced" organised by DoE, Min of Finance at Arun Jaitley National Institute of Financial Management, Faridabad, Four trainings were conducted during the month September 2023. Around 248 officials attended the training.

One day training on 5th September 2023 to the Officials of North Eastern Hills University at the Conference Hall, NEHU, Shillong.

One Day training to the Bidders of North Eastern Hill University (NEHU) on 15th September 2023 at the Conference Hall, NEHU Campus, Shillong.



Top 5 States/UTs for this month



NIC eProcurement (GePNIC®) Tender Statistics for the Month of September - 2023

Sl. No	State/Organization	Current Financial Year - 2023-24						Cumulative Tenders since inception		Bid Awards 2023-24 Up to the Month	
		During the Month (September 2023)		Previous Month (August 2023)		Up to the month 2023-24		No.	Value (Rs. in crores)	No.	Contract Value (Rs. in crores)
		No.	Value (Rs. in crores)	No.	Value (Rs. in crores)	No.	Value (Rs. in crores)				
A Central Public Procurement Portal											
1	Defence Establishments	4,955	4,852	5,685	4,402	35,543	28,659	2,87,916	1,96,857	15,140	44,913
2	Central Govt Organisation	4,572	69,927	4,981	22,486	25,671	2,08,200	11,03,280	41,30,614	3,178	1,21,805
3	Central CPSEs	3,231	24,495	3,538	21,099	19,070	1,71,293	1,69,531	21,31,984	4,129	68,654
4	Pradhan Mantri Gram Sadak Yojana	709	3,426	1,136	5,461	5,625	22,560	1,94,954	5,56,635	907	6,257
	SUB TOTAL	13,467	1,02,700	15,340	53,447	85,909	4,30,712	17,55,681	70,16,090	23,354	2,41,630
B Major Central Public Sector Enterprises & Defence PSUs											
1	Coal India Limited	2,555	3,521	2,862	9,325	13,268	23,589	3,07,161	6,00,923	12,261	20,516
2	Indian Oil Corp Ltd	985	2,765	1,154	8,413	6,458	39,063	1,73,145	4,18,837	2,620	14,014
3	Bharat Heavy Electricals Limited	957	409	887	614	5,313	4,688	28,824	23,488	163	166
4	NTPC	930	1,057	927	53	4,919	7,517	79,850	3,18,230	502	1,171
5	Defence PSUs #	151	53	160	220	946	2,559	28,933	19,330	122	110
6	Chennai Petroleum Corp Ltd	48	1	37	2	236	16	9,335	637	16	341
	SUB TOTAL	5,626	7,806	6,027	18,626	31,140	77,433	6,27,248	13,81,444	15,684	36,318

Comprises of Goa Shipyard Ltd, Hindustan Shipyard Ltd, Mishra Dhatu Nigam Ltd, Mazagon Dock Ltd, Bharat Electronics Ltd, Garden Reach Ship Builders and Engineers Ltd.

NIC eProcurement (GePNIC[®]) Tender Statistics for the Month of September - 2023

Sl. No	State/Organization	Current Financial Year - 2023-24						Cumulative Tenders since inception		Bid Awards 2023-24 Up to the Month	
		During the Month (September 2023)		Previous Month (August 2023)		Up to the month 2023-24					
		No.	Value (Rs. in crores)	No.	Value (Rs. in crores)	No.	Value (Rs. in crores)	No.	Value (Rs. in crores)	No.	Contract Value (Rs. in crores)
C) States & Union Territories											
1	West Bengal	50,591	5,977	20,290	10,124	1,84,672	60,951	11,60,438	5,84,361	75,163	68,569
2	Uttar Pradesh	19,990	15,293	14,729	8,384	96,741	1,18,901	13,61,878	15,38,283	21,694	12,198
3	Rajasthan	19,426	22,759	13,713	25,451	81,401	1,66,657	6,41,186	11,59,407	1,717	8,327
4	Kerala	16,892	6,743	13,573	9,026	62,413	43,204	8,54,286	3,74,472	34,992	20,708
5	Jammu & Kashmir	16,708	1,790	22,104	2,002	1,13,656	14,618	6,52,341	2,19,836	269	123
6	Maharashtra	14,494	17,173	15,838	16,706	98,709	1,15,384	15,77,924	11,58,019	45,112	70,170
7	Madhya Pradesh	11,272	16,798	8,849	17,723	54,652	1,04,119	3,47,228	7,34,740	30,406	48,133
8	Tamil Nadu	10,473	11,035	14,504	35,162	88,454	1,00,345	4,23,377	4,30,160	11,490	21,100
9	Haryana	9,277	4,921	7,011	3,465	47,251	32,819	3,78,863	2,82,382	22,177	13,697
10	Odisha	8,058	15,409	10,538	31,030	31,208	67,245	4,42,397	4,61,339	8,353	9,624
11	Punjab	3,074	1,817	3,229	2,550	17,488	18,971	2,17,731	1,58,793	8,426	7,780
12	NCT of Delhi	2,017	671	2,095	1,009	11,470	7,089	3,14,248	1,68,253	354	144
13	Himachal Pradesh	1,806	979	1,570	2,105	9,997	12,082	1,11,646	90,735	3,993	2,596
14	Uttarakhand	1,542	1,955	1,243	1,503	7,620	13,554	72,942	1,37,756	6,198	6,763
15	Jharkhand	1,225	4,533	1,508	3,801	9,699	27,140	96,711	3,96,633	196	4,346
16	Tripura	1,151	585	978	615	5,090	3,125	41,457	32,628	2,940	1,134
17	Ladakh	1,013	621	937	673	4,540	2,777	26,191	16,438	130	32
18	Assam	568	2,367	797	3,527	3,748	13,338	49,582	2,11,126	3,452	8,962
19	Chandigarh UT	565	168	789	415	4,790	3,315	91,865	31,336	2,618	796
20	Goa	534	501	757	712	3,372	4,077	11,407	15,233	1,647	2,009
21	Andaman	356	109	290	45	1,787	938	11,953	9,487	107	34
22	Puducherry	299	76	239	85	1,455	665	13,302	6,579	623	376
23	Dadra and Nagar Haveli	64	130	67	206	346	1,540	6,487	14,454	57	494
24	Daman and Diu	36	112	63	108	354	986	2,975	9,622	12	16
25	Arunachal Pradesh	35	175	27	531	151	1,582	1,243	15,218	16	31
26	Lakshadweep	28	393	24	201	192	862	2,476	4,350	2	0
27	Manipur	11	38	28	285	106	1,745	2,324	33,540	3	198
28	Sikkim	10	63	9	6	57	1,253	645	7,568	1	7
29	Nagaland	5	0	24	470	40	482	507	3,366	1	2
30	Mizoram	3	0	6	400	24	548	348	3,878	15	127
31	Meghalaya	0	0	2	0	34	578	1,437	10,245	14	63
	Sub Total	1,91,523	1,33,192	1,55,831	1,78,320	9,41,517	9,40,893	89,17,395	83,20,235	2,82,178	3,08,559
	GRAND TOTAL	2,10,616	2,43,698	1,77,198	2,50,393	10,58,566	14,49,038	1,13,00,324	1,67,17,769	3,21,216	5,86,506