



# CPPP Newsletter

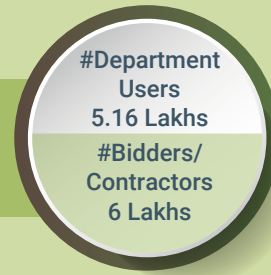
**November 2023**



**In November 2023**



**Cumulative Since Inception**



**Since Inception**

## Central Public Procurement Portal (CPPP)

Central Public Procurement Portal is operational since 2012. It hosts the Government eProcurement System (GePNIC®) for electronic procurement developed by National Informatics Centre in close coordination with Department of Expenditure, Ministry of Finance. CPPP provides a single point access to all the tendering information on various procurement made across the country.

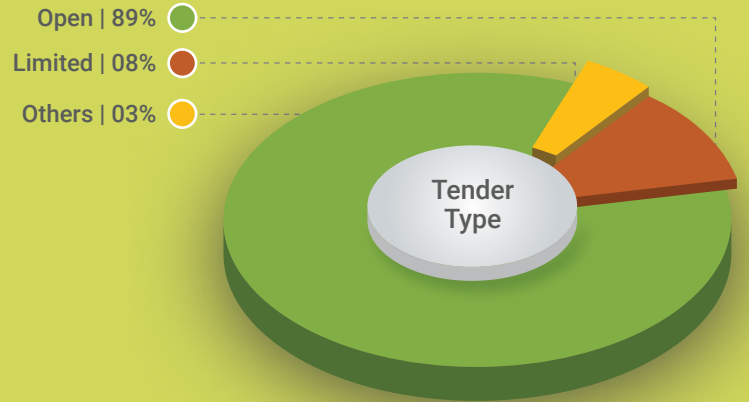
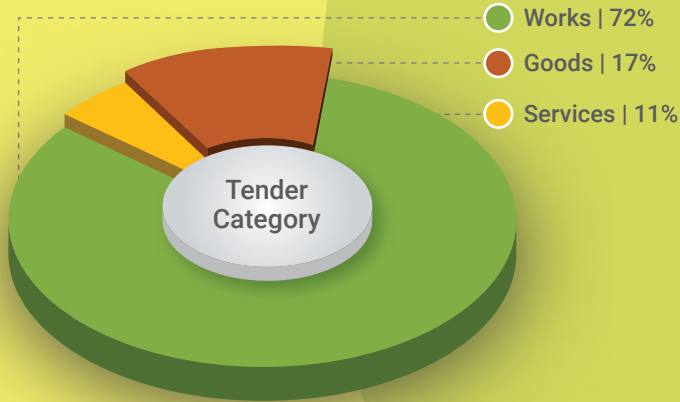
### It Facilitates :

**ePublishing :** Publishing of tender enquiries, corrigendum & award of contract details.

**eProcurement :** Complete gamut of Procurement Goods, Works and Services including Global Tenders, Pre-Post integrations and is implemented in around 750+ Central Government Ministries/Departments and Public Sector Units, it is also widely used in 31 State Government/ Union Territories for online tendering. Many World Bank and ADB tenders are processed using this GePNIC® platform.

**XML :** Facilitates publishing of tender comprehensive information of other eProcurement System.

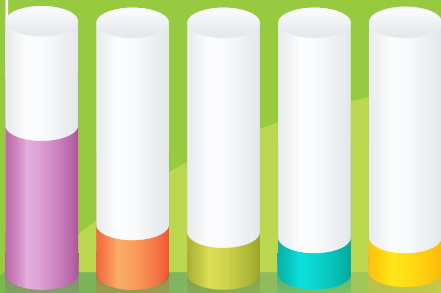
# Percentage share of Tender Category / Tender Type for GePNIC<sup>®</sup> (Value of Tenders)



Graph not to scale

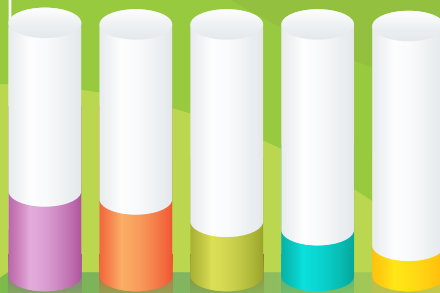
## Top five Central Government eProcurement/ ePublishing/XML Entities for this Month for CPPP (# Tenders)

### eProcurement




- Military Engineering Services | 3,029
- IHQ of MoD (Army)- (OSCC) | 1,025
- Municipal Corporation of Delhi | 931
- NTPC Ltd. | 768
- BSNL | 705

### ePublish



- IRCTC Ltd. | 159
- ISRO | 159
- Department of Heavy Industry | 115
- Western Coalfields Ltd. | 103
- Ferro Scrap Nigam Ltd. | 97

### XML



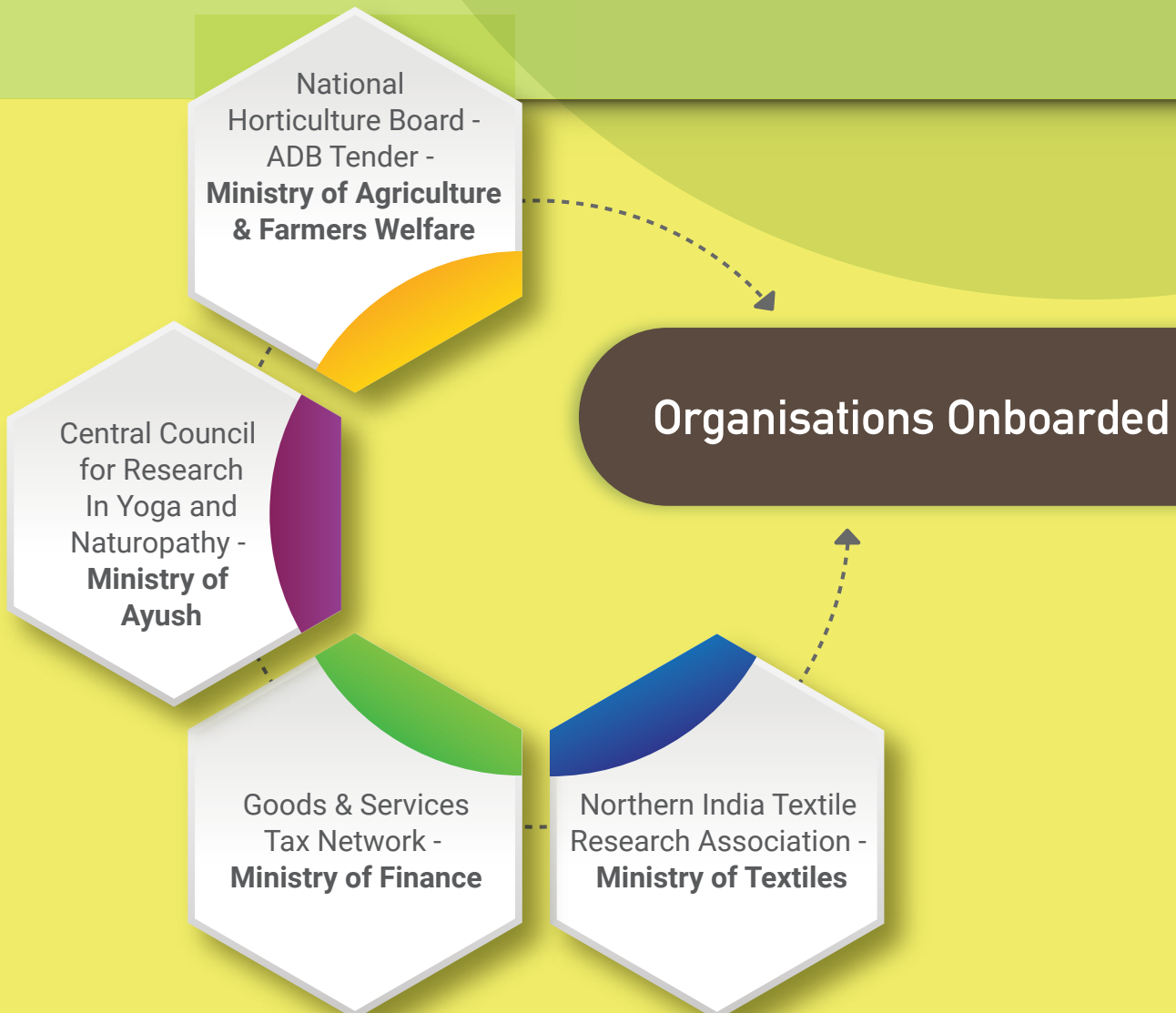
- Ministry of Railways | 24,099
- CPWD | 2,277
- HPCL | 546
- HAL | 385
- BPCL | 318

# Monthly Statistics and Support/Assistance

(<https://eprocure.gov.in>)

# SMS Alert	24,14,092
# Mails Alert	31,73,432
# Tender	1,54,345
Value of Tenders	₹ 1,59,713 Cr.
Award of Contract (AoC)	62,279
# Online Payments	2,87,808
Value of Online Payment	₹ 2,737.39 Cr.
# Visitors this month	2,30,253

Daily Web Learning (eprocure.gov.in)	Mon – Fri (2.30- 4.30 PM) <a href="http://webcon.nic.in/">http://webcon.nic.in/</a>
Centralized 24 X 7 Telephonic Help Desk & eMail Support	0120-4001002 0120-4001005 0120-6277787 support-eproc@nic.in
# Calls attended by helpdesk	34,141
# Mails handled by helpdesk	5,170
# Tender Cum Auction	643
# Web Learning Participants	67



## Glimpse of Major Workshops during this month

One day training for Power Department, Govt. of Sikkim, Gangtok on 22<sup>nd</sup> November 2023 on eProcurement. Total 21 officials attended the training.



One day training on eProcurement on 3<sup>rd</sup> November 2023 for Sindhudurg Collector Office, Maharashtra. 10 department officers attended the training.

One day training on eProcurement for Yantra India Ltd (YIL) on 7<sup>th</sup> November 2023. 15 department officers attended the training session online.

Two days training on eProcurement for National Bank for Agriculture and Rural Development (NABARD), Mumbai on 9<sup>th</sup> & 10<sup>th</sup> November 2023. 75 department officers attended the training.



One day training on eProcurement for Shri Vitthal Rukmini Temples Committee, Pandharpur Maharashtra on 10<sup>th</sup> November 2023. 29 department officers attended the training.

One day training on eProcurement for officials of Himachal Pradesh Education, Police, Agriculture, Tourism & Civil Aviation, Panchayati Raj & Rural Development on 7<sup>th</sup> November 2023 at Himachal Institute of Public Administration (HIPA), Mashobra, Shimla, Around 51 officials attended the training.



One day training on eProcurement conducted for J&K Legal Services Authority on 17<sup>th</sup> November 2023. Total 12 officials attended the training.

One day training on eProcurement for Education Department at DC-Office Srinagar on 24<sup>th</sup> November 2023.



Half day training on eAuction for bidders at Super Bazar, Delhi on 16<sup>th</sup> November 2023.

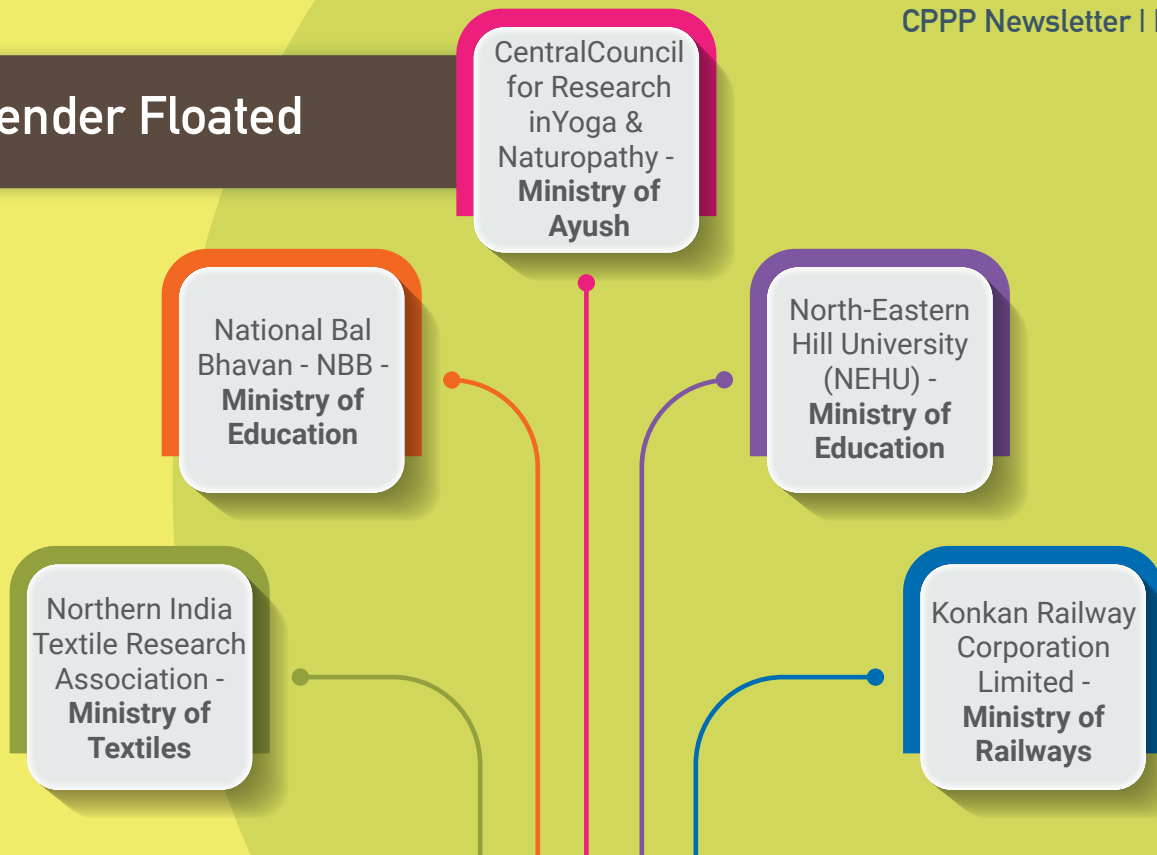
Half day training on Tender Cum Auction for the officials of Food Corporation of India on 22<sup>nd</sup> November 2023.



One Day training on eProcurement for Goa Handicrafts Rural & Small Scale Industries Development Corporation Ltd on 29<sup>th</sup> November 2023 at ITG, Altinho, Panaji, Goa.

As part of MDP, "Training on Public Procurement Basic/Advanced" organised by DoE, Min of Finance at Arun Jaitley National Institute of Financial Management, Faridabad, one training was conducted during the month November 2023. Around 70 officials attended the training.

# First Tender Floated



NIC eProcurement (GePNIC<sup>aa</sup>) Tender Statistics for the Month of November - 2023

Sl. No	State/Organization	Current Financial Year - 2023-24						Cumulative Tenders since inception		Bid Awards 2023-24 Up to the Month	
		During the Month (November 2023)		Previous Month (October 2023)		Up to the month 2023-24		No.	Value (Rs. in crores)	No.	Contract Value (Rs. in crores)
		No.	Value (Rs. in crores)	No.	Value (Rs. in crores)	No.	Value (Rs. in crores)				
<b>A Central Public Procurement Portal</b>											
1	Defence Establishments	4,902	3,895	5,038	3,524	45,483	36,078	2,97,856	2,04,276	20,046	49,400
2	Central Govt Organisation	4,421	12,052	4,431	25,705	34,523	2,45,957	11,12,132	41,68,371	4,287	1,74,794
3	Central CPSEs	3,445	19,067	3,442	32,874	25,957	2,23,235	1,76,418	21,83,925	5,471	72,476
4	Pradhan Mantri Gram Sadak Yojana	399	2,023	783	2,830	6,807	27,413	1,96,136	5,61,488	1,448	9,237
	<b>SUB TOTAL</b>	<b>13,167</b>	<b>37,036</b>	<b>13,694</b>	<b>64,934</b>	<b>1,12,770</b>	<b>5,32,683</b>	<b>17,82,542</b>	<b>71,18,060</b>	<b>31,252</b>	<b>3,05,907</b>
<b>B Major Central Public Sector Enterprises &amp; Defence PSUs</b>											
1	Coal India Limited	2,470	2,201	2,408	2,442	18,146	28,232	3,12,039	6,05,566	15,375	29,798
2	Indian Oil Corp Ltd	851	7,721	873	3,603	8,182	50,388	1,74,869	4,30,161	3,481	24,126
3	Bharat Heavy Electricals Limited	831	834	835	469	6,979	5,992	30,490	24,791	237	183
4	NTPC	804	39	933	61	6,656	7,616	81,587	3,18,329	734	2,443
5	Defence PSUs #	174	5,752	128	410	1,248	8,722	29,235	25,493	149	252
6	Chennai Petroleum Corp Ltd	23	1	29	165	288	183	9,387	804	19	343
	<b>SUB TOTAL</b>	<b>5,153</b>	<b>16,549</b>	<b>5,206</b>	<b>7,151</b>	<b>41,499</b>	<b>1,01,132</b>	<b>6,37,607</b>	<b>14,05,144</b>	<b>19,995</b>	<b>57,145</b>
# Comprises of Goa Shipyard Ltd, Hindustan Shipyard Ltd, Mishra Dhatu Nigam Ltd, Mazagon Dock Ltd, Bharat Electronics Ltd, Garden Reach Ship Builders and Engineers Ltd.											

NIC eProcurement (GePNIC<sup>®</sup>) Tender Statistics for the Month of November - 2023

Sl. No	State/Organization	Current Financial Year - 2023-24						Cumulative Tenders since inception		Bid Awards 2023-24 Up to the Month	
		During the Month (November 2023)		Previous Month (October 2023)		Up to the month 2023-24					
		No.	Value (Rs. in crores)	No.	Value (Rs. in crores)	No.	Value (Rs. in crores)	No.	Value (Rs. in crores)	No.	Contract Value (Rs. in crores)
<b>C) States &amp; Union Territories</b>											
1	West Bengal	32,457	3,378	37,572	7,384	2,54,701	71,713	12,30,467	5,95,123	1,07,511	1,05,739
2	Uttar Pradesh	20,168	23,453	32,797	15,119	1,49,706	1,57,474	14,14,843	15,76,855	30,601	15,469
3	Kerala	18,246	6,838	18,538	4,601	99,197	54,643	8,91,070	3,85,911	52,459	27,721
4	Maharashtra	14,397	16,088	15,264	13,003	1,28,370	1,44,475	16,07,585	11,87,109	61,320	99,031
5	Tamil Nadu	11,931	11,930	10,435	9,070	1,10,820	1,21,344	4,45,743	4,51,159	17,011	31,046
6	Jammu & Kashmir	11,184	2,308	13,763	1,823	1,38,603	18,748	6,77,288	2,23,966	349	190
7	Haryana	6,997	6,401	8,747	4,857	62,995	44,077	3,94,607	2,93,640	29,555	17,044
8	Odisha	6,823	6,760	4,643	6,828	42,674	80,834	4,53,863	4,74,927	14,239	15,670
9	Punjab	2,831	3,749	3,201	2,534	23,520	25,254	2,23,763	1,65,075	11,022	9,282
10	Jharkhand	1,622	6,966	841	1,462	12,162	35,568	99,174	4,05,062	246	5,281
11	Himachal Pradesh	1,504	606	1,691	995	13,192	13,682	1,14,841	92,336	5,097	3,085
12	NCT of Delhi	1,418	1,064	1,885	990	14,773	9,143	3,17,551	1,70,307	442	194
13	Assam	1,403	6,361	1,387	4,865	6,538	24,563	52,372	2,22,352	4,174	11,215
14	Uttarakhand	1,013	2,972	1,052	2,592	9,685	19,118	75,007	1,43,320	7,509	8,207
15	Ladakh	873	545	954	598	6,367	3,921	28,018	17,581	179	40
16	Tripura	842	570	929	703	6,861	4,397	43,228	33,900	4,088	1,791
17	Chandigarh UT	545	92	775	341	6,110	3,748	93,185	31,769	3,365	926
18	Goa	511	1,028	509	257	4,392	5,363	12,427	16,519	2,198	3,911
19	Andaman	346	73	314	90	2,447	1,101	12,613	9,651	159	37
20	Madhya Pradesh	306	202	4,254	11,736	59,212	1,16,057	3,51,788	7,46,678	37,216	69,525
21	Puducherry	267	66	270	196	1,992	928	13,839	6,842	932	519
22	Rajasthan	166	4,104	4,494	19,180	86,061	1,89,941	6,45,846	11,82,690	2,509	12,048
23	Daman and Diu	46	13	46	15	446	1,014	3,067	9,650	20	20
24	Dadra and Nagar Haveli	46	230	45	53	437	1,824	6,578	14,737	72	762
25	Arunachal Pradesh	30	219	34	640	215	2,441	1,307	16,077	20	38
26	Lakshadweep	27	4	35	128	254	994	2,538	4,482	4	3
27	Manipur	10	104	30	287	146	2,136	2,364	33,931	3	198
28	Meghalaya	8	5	1	0	43	583	1,446	10,249	15	64
29	Nagaland	5	0	27	125	72	607	539	3,490	6	26
30	Sikkim	2	0	1	0	60	1,253	648	7,568	2	12
31	Mizoram	1	0	9	35	34	583	358	3,912	19	149
	<b>Sub Total</b>	<b>1,36,025</b>	<b>1,06,128</b>	<b>1,64,543</b>	<b>1,10,506</b>	<b>12,42,085</b>	<b>11,57,526</b>	<b>92,17,963</b>	<b>85,36,868</b>	<b>3,92,342</b>	<b>4,39,244</b>
	<b>GRAND TOTAL</b>	<b>1,54,345</b>	<b>1,59,713</b>	<b>1,83,443</b>	<b>1,82,590</b>	<b>13,96,354</b>	<b>17,91,341</b>	<b>1,16,38,112</b>	<b>1,70,60,072</b>	<b>4,43,589</b>	<b>8,02,297</b>