

Wishing all our readers

Happy New Year

GePNIC
Simplified Procurement
eProcurement Platform



2024

CPPP Newsletter

December 2023

December 2023

#Tenders
1.98 Lakh
#Value
₹3.00 Lakh Cr.

Cumulative
Since
Inception

#Tenders
118.36 Lakhs
#Value
₹173.60 Lakh Cr.

Since Inception

#Department Users
5.20 Lakhs
#Bidders/
Contractors
6 Lakhs



About Central Public Procurement Portal (CPPP)

Central Public Procurement Portal is operational since 2012. It hosts the Government eProcurement System (GePNIC®) for electronic procurement developed by National Informatics Centre in close coordination with Department of Expenditure, Ministry of Finance. CPPP provides a single point access to all the tendering information on various procurement made across the country.

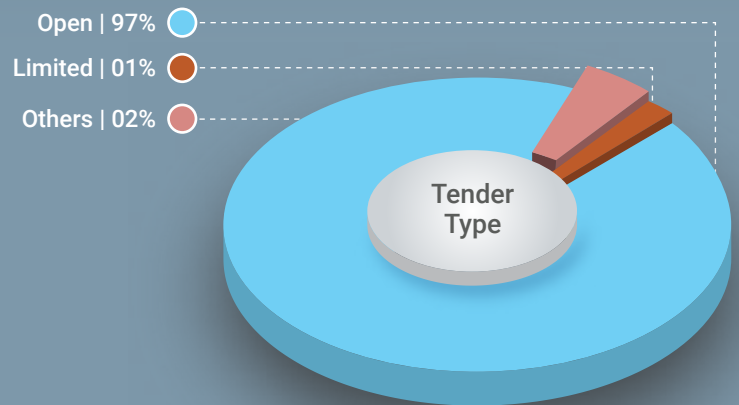
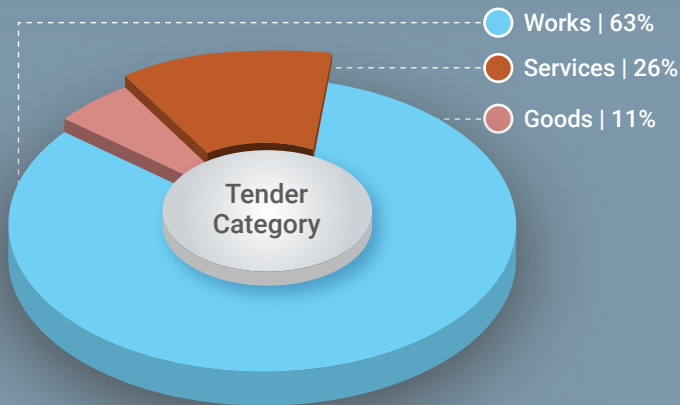
Central Public Procurement Portal Facilitates :

ePublishing : Publishing of tender enquiries, corrigendum & award of contract details.

eProcurement : Complete gamut of Procurement Goods, Works and Services including Global Tenders, Pre-Post integrations and is implemented in around 750+ Central Government Ministries/Departments and Public Sector Units, it is also widely used in 31 State Government/Union Territories for online tendering. Many World Bank and ADB tenders are processed using this GePNIC® platform.

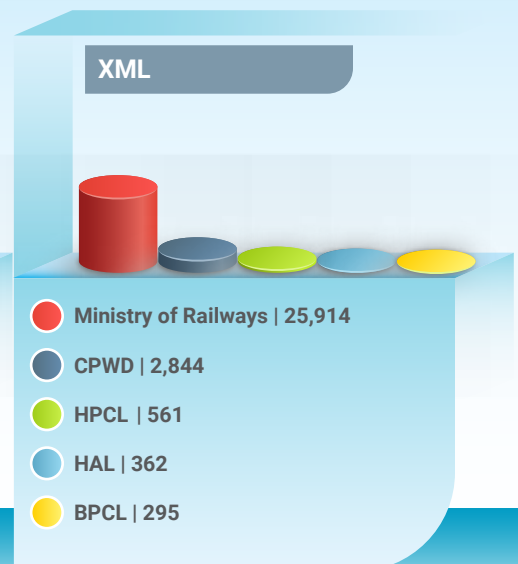
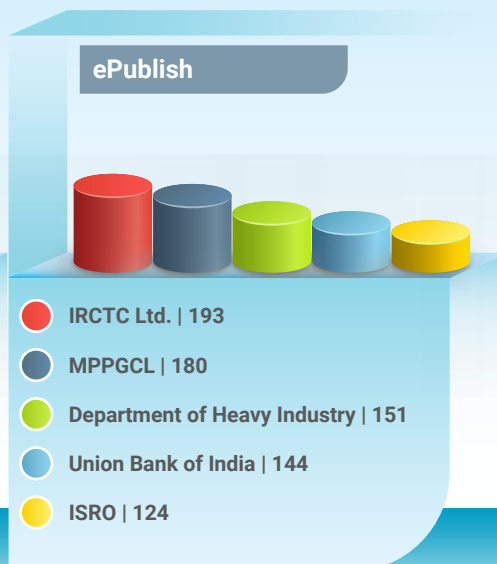
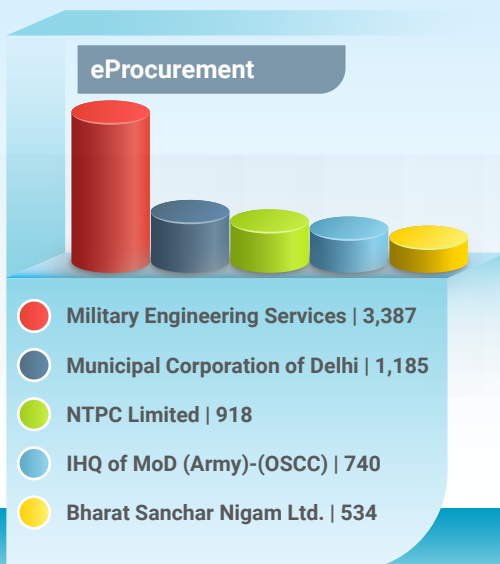
XML : Facilitates publishing of tender comprehensive information of other eProcurement System.

Percentage share of Tender Category / Tender Type for GePNIC® (Value of Tenders)



Graph not to scale

Top five Central Government eProcurement/ ePublishing/XML Entities for this Month for CPPP (# Tenders)



Monthly Statistics and Support/Assistance (<https://eprocure.gov.in>)

# SMS Alert	27,82,321
# Mails Alert	36,91,786
# Tender	1,97,747
Value of Tenders	₹ 3,00,010.77 Cr.
Award of Contract (AoC)	69,094
# Online Payments	2,87,808
Value of Online Payment	₹ 2,240.41 Cr.
# Visitors this month	1,23,830

Daily Web Learning (eprocure.gov.in)	Mon – Fri (2.30- 4.30 PM)
Centralized 24 X 7 Telephonic Help Desk & eMail Support	0120-4001002 0120-4001005 0120-6277787 support-eproc@nic.in
# Calls attended by helpdesk	34,141
# Mails handled by helpdesk	4,871
# Tender Cum Auction	932
# Web Learning Participants	65

Procuring Entities floated first tender in this month

General Services Organisation (GSO) - Department of Atomic Energy

Indira Gandhi Centre for Atomic Research - Department of Atomic Energy

National Bank for Agriculture & Rural Development (NABARD) - Ministry of Finance

Security Printing & Minting Corporation of India (SPMCIL) - Ministry of Finance



Gujarat International Finance Tec-City Company Limited - ADB Tenders - Govt. of Gujarat

Supreme Court of India

National Small Industries Corporation - Ministry of Micro Small & Medium Enterprises

Glimpse of Major Workshops during this month

One day training on eProcurement for Brihanmumbai Municipal Corporation on 1st December 2023 .45 department officers attended the training.



One day training program on eProcurement for Brihanmumbai Municipal Corporation on 7th December 2023.

One day training on eProcurement for Navi Mumbai Municipal Corporation Maharashtra (NMMC) on 8th December 2023. 75 department officers attended the training session.



One day training on eProcurement for Brihanmumbai Municipal Corporation on 12th December 2023.13 department officers attended the training.

One day training on eProcurement for Rajiv Gandhi Science and Technology Commission Department on 13th December 2023. 11 department officers attended the training.



One day training on eProcurement for Navi Mumbai Municipal Corporation Maharashtra (NMMC) on 15th December 2023. 30 department officers attended the training.

One day training on eProcurement for Department of Home (Prison), Tripura on 6th December 2023.

Delivered a talk on "Eprocurement and Emerging Trends" on 12th December 2023 at ASCI's Programme on 2016 Procurement Policy Framework World Bank aided Projects.

One day training on eProcurement on 19th December 2023 for J&K Relief Organisation Migrants at Jammu. Training was attended by 12 Officers.



One day training on eProcurement for Security Printing and Minting Corporation of India Ltd. (SPMCIL) on 15th December 2023.

One day training on eProcurement for Motor Transport Wing Police Mumbai on 26th December 2023.

Half day session on "Introduction of CPPP and Defence procurement portal" for the ARTRAC programme at AJNIFM on 22nd December 2023.

As part of MDP, "Training on Public Procurement Basic/Advanced" organised by DoE, Min of Finance at Arun Jaitley National Institute of Financial Management, Faridabad, three trainings were conducted during the month December 2023. Around 185 officials attended the training.



Rule 163 of GFR 2017

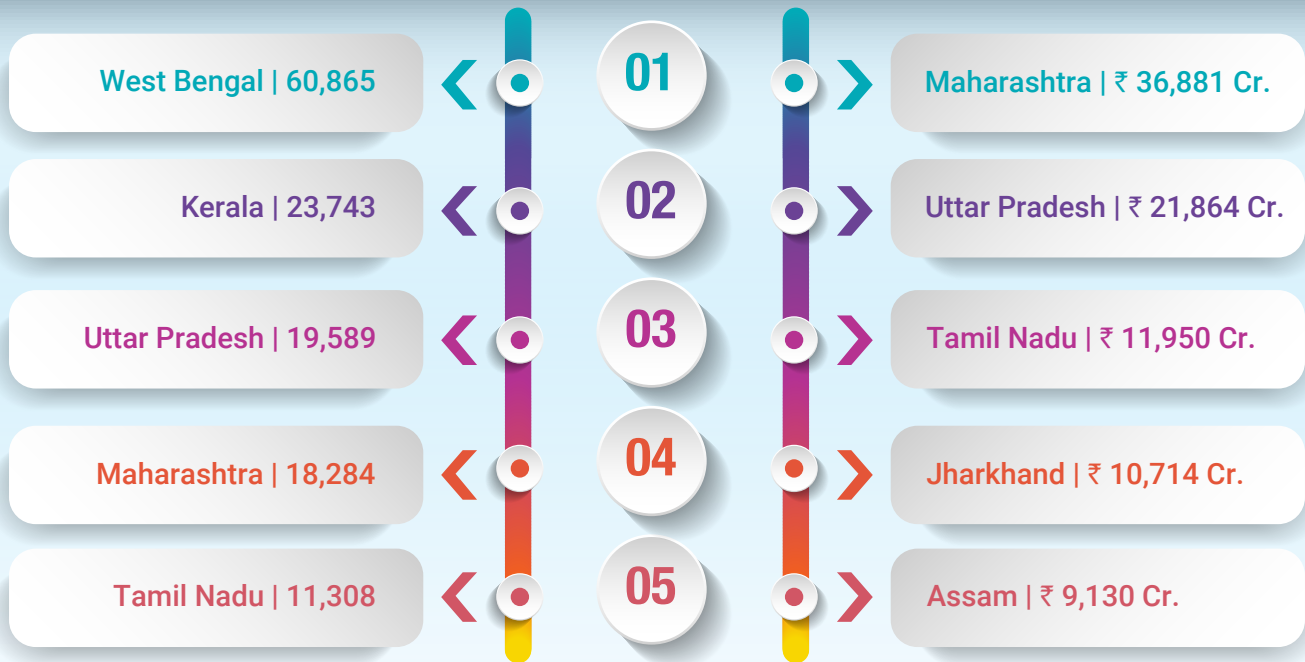
The name of the successful bidder awarded the contract should be mentioned in the CPP Portal, Ministries or Departments website and their notice board or bulletin.

Note : Departments may make sure that above rule is implemented

Important Information

Top 5 States/UTs for this month

#Tenders



Value of Tenders

NIC eProcurement (GePNIC®) Tender Statistics for the Month of December - 2023

Sl. No	State/Organization	Current Financial Year - 2023-24						Cumulative Tenders since inception		Bid Awards 2023-24 Up to the Month	
		During the Month (December 2023)		Previous Month (November 2023)		Up to the month 2023-24		No.	Value (Rs. in crores)	No.	Contract Value (Rs. in crores)
		No.	Value (Rs. in crores)	No.	Value (Rs. in crores)	No.	Value (Rs. in crores)				
A Central Public Procurement Portal											
1	Defence Establishments	4,955	3,411	4,902	3,895	50,438	39,489	3,02,811	2,07,687	22,459	51,186
2	Central Govt Organisation	4,740	62,990	4,421	12,052	39,263	3,08,947	11,16,872	42,31,362	4,814	1,76,541
3	Central CPSEs	3,763	78,449	3,445	19,067	29,720	3,01,683	1,80,181	22,62,373	6,272	74,962
4	Pradhan Mantri Gram Sadak Yojana	597	2,578	399	2,023	7,404	29,991	1,96,733	5,64,066	1,703	10,475
	SUB TOTAL	14,055	1,47,428	13,167	37,036	1,26,825	6,80,111	17,96,597	72,65,488	35,248	3,13,165
B Major Central Public Sector Enterprises & Defence PSUs											
1	Coal India Limited	2,446	2,387	2,470	2,201	20,592	30,619	3,14,485	6,07,953	17,741	45,526
2	NTPC	959	2,958	804	39	7,615	10,574	82,546	3,21,287	845	3,754
3	Bharat Heavy Electricals Limited	931	1,220	831	834	7,910	7,212	31,421	26,011	279	198
4	Indian Oil Corp Ltd	911	2,673	851	7,721	9,093	53,060	1,75,780	4,32,834	3,802	25,102
5	Defence PSUs #	183	467	174	5,752	1,431	9,189	29,418	25,960	153	258
6	Chennai Petroleum Corp Ltd	22	11	23	1	310	194	9,409	815	24	441
	SUB TOTAL	5,452	9,715	5,153	16,549	46,951	1,10,848	6,43,059	14,14,859	22,844	75,280

Comprises of Goa Shipyard Ltd, Hindustan Shipyard Ltd, Mishra Dhatu Nigam Ltd, Mazagon Dock Ltd, Bharat Electronics Ltd, Garden Reach Ship Builders and Engineers Ltd.

NIC eProcurement (GePNIC^o) Tender Statistics for the Month of December - 2023

Sl. No	State/Organization	Current Financial Year - 2023-24						Cumulative Tenders since inception		Bid Awards 2023-24 Up to the Month	
		During the Month (December 2023)		Previous Month (November 2023)		Up to the month 2023-24					
		No.	Value (Rs. in crores)	No.	Value (Rs. in crores)	No.	Value (Rs. in crores)	No.	Value (Rs. in crores)	No.	Contract Value (Rs. in crores)
C) States & Union Territories											
1	West Bengal	60,865	6,916	32,457	3,378	3,15,566	78,629	12,91,332	6,02,039	1,27,597	1,14,021
2	Kerala	23,743	6,454	18,246	6,838	1,22,940	61,097	9,14,813	3,92,365	61,796	47,315
3	Uttar Pradesh	19,589	21,864	20,168	23,453	1,69,295	1,79,338	14,34,432	15,98,719	38,547	19,427
4	Maharashtra	18,284	36,881	14,397	16,088	1,46,654	1,81,356	16,25,869	12,23,991	68,901	1,11,749
5	Tamil Nadu	11,308	11,950	11,931	11,930	1,22,128	1,33,295	4,57,051	4,63,110	19,515	34,858
6	Haryana	8,428	6,596	6,997	6,401	71,423	50,673	4,03,035	3,00,236	33,887	20,06,578
7	Jammu & Kashmir	7,909	1,619	11,184	2,308	1,46,512	20,368	6,85,197	2,25,585	435	212
8	Madhya Pradesh	6,089	7,355	306	202	65,301	1,23,412	3,57,877	7,54,033	39,473	75,572
9	Odisha	4,800	8,636	6,823	6,760	47,474	89,470	4,58,663	4,83,564	17,513	20,175
10	Rajasthan	3,567	5,978	166	4,104	89,628	1,95,919	6,49,413	11,88,668	2,861	15,094
11	Punjab	2,629	1,645	2,831	3,749	26,149	26,899	2,26,392	1,66,720	12,362	10,323
12	Jharkhand	2,018	10,714	1,622	6,966	14,180	46,282	1,01,192	4,15,776	271	5,985
13	Himachal Pradesh	1,834	1,143	1,504	606	15,026	14,825	1,16,675	93,479	5,921	3,397
14	Assam	1,550	9,130	1,403	6,361	8,088	33,693	53,922	2,31,481	4,661	12,149
15	Uttarakhand	1,081	2,053	1,013	2,972	10,766	21,171	76,088	1,45,373	7,795	8,462
16	NCT of Delhi	1,032	569	1,418	1,064	15,805	9,712	3,18,583	1,70,876	494	230
17	Tripura	981	713	842	570	7,842	5,110	44,209	34,613	4,815	2,078
18	Chandigarh UT	742	239	545	92	6,852	3,987	93,927	32,008	3,716	974
19	Ladakh	512	310	873	545	6,879	4,231	28,530	17,891	179	40
20	Goa	471	499	511	1,028	4,863	5,861	12,898	17,018	2,452	4,130
21	Andaman	317	197	346	73	2,764	1,298	12,930	9,848	179	38
22	Puducherry	258	138	267	66	2,250	1,065	14,097	6,979	1,042	578
23	Daman and Diu	66	229	46	13	512	1,243	3,133	9,879	21	20
24	Lakshadweep	57	178	27	4	311	1,172	2,595	4,660	5	3
25	Dadra and Nagar Haveli	49	329	46	230	486	2,153	6,627	15,066	80	778
26	Arunachal Pradesh	33	363	30	219	248	2,804	1,340	16,440	24	44
27	Manipur	9	11	10	104	155	2,147	2,373	33,942	3	198
28	Nagaland	9	30	5	0	81	637	548	3,521	8	30
29	Meghalaya	5	50	8	5	48	633	1,451	10,299	16	164
30	Sikkim	3	79	2	0	63	1,332	651	7,647	3	41
31	Mizoram	2	0	1	0	36	583	360	3,912	19	149
	Sub Total	1,78,240	1,42,868	1,36,025	1,06,128	14,20,325	13,00,394	93,96,203	86,79,736	4,54,591	24,94,813
	GRAND TOTAL	1,97,747	3,00,011	1,54,345	1,59,713	15,94,101	20,91,352	1,18,35,859	1,73,60,083	5,12,683	28,83,258