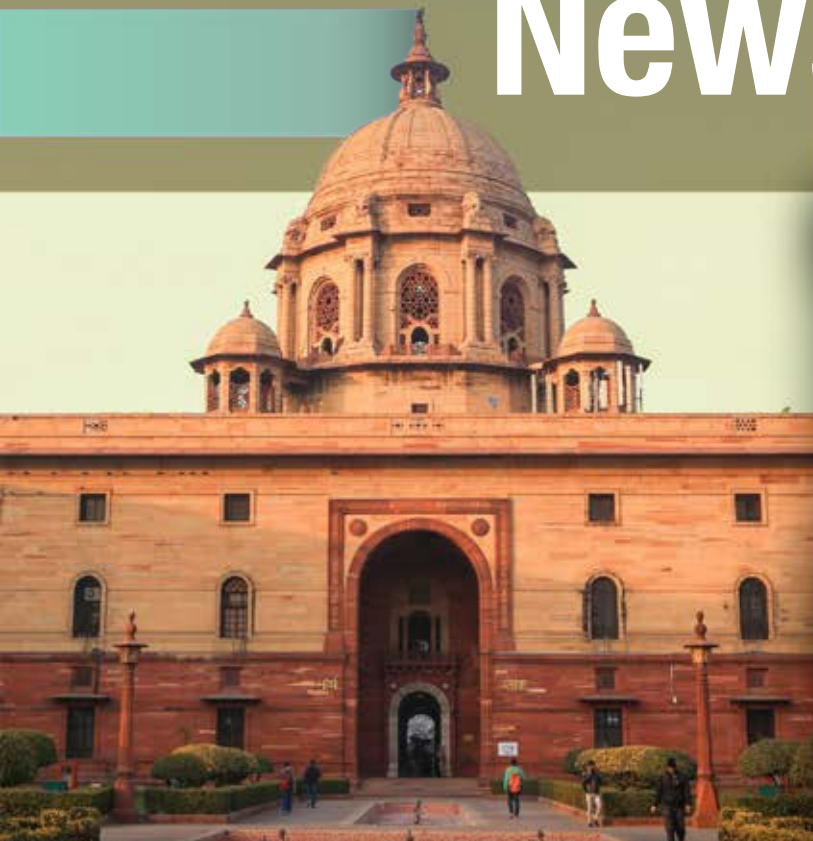


# CPPP

January 2024

# Newsletter



## January 2024

#Tenders  
2.29 Lakh

#Value  
₹ 2.64 Lakh Cr.

## Cumulative Since Inception

#Tenders  
120.64 Lakhs

#Value  
₹ 176.24 Lakh Cr.

## Since Inception

#Department Users : 5.25 Lakhs

#Bidders/Contractors : 6 Lakhs

## About Central Public Procurement Portal (CPPP)

Central Public Procurement Portal is operational since 2012. It hosts the Government eProcurement System (GePNIC®) for electronic procurement developed by National Informatics Centre in close coordination with Department of Expenditure, Ministry of Finance. CPPP provides a single point access to all the tendering information on various procurement made across the country.

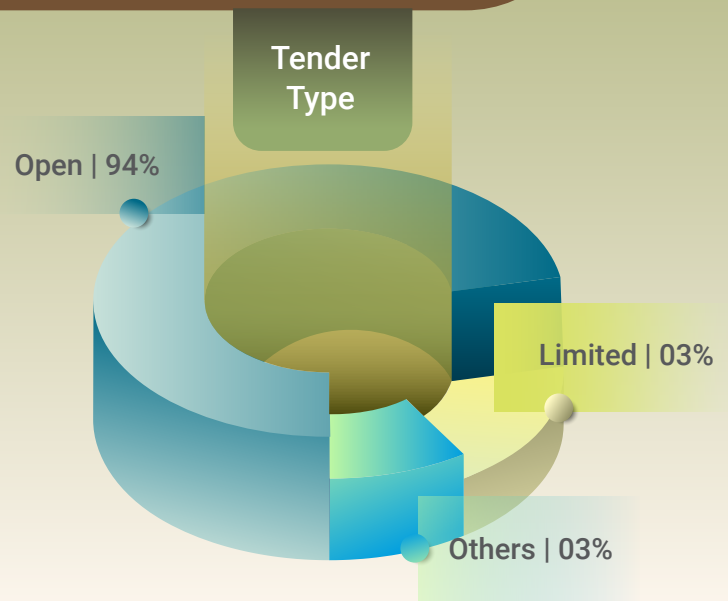
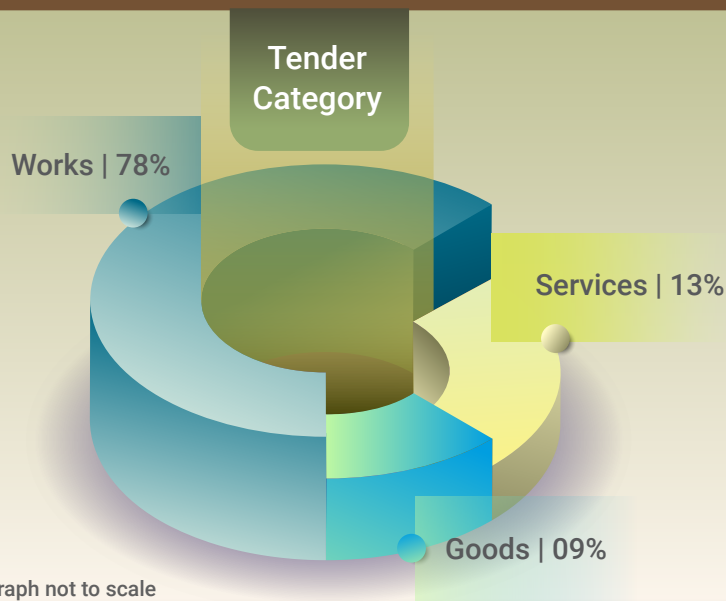
# Central Public Procurement Portal Facilitates

**ePublishing** : Publishing of tender enquiries, corrigendum & award of contract details.

**eProcurement** : Complete gamut of Procurement Goods, Works and Services including Global Tenders, Pre-Post integrations and is implemented in around 750+ Central Government Ministries/Departments and Public Sector Units, it is also widely used in 31 State Government/Union Territories for online tendering. Many World Bank and ADB tenders are processed using this GePNIC® platform.

**XML** : Facilitates publishing of tender comprehensive information of other eProcurement System.

## Percentage share of Tender Category /Tender Type for GePNIC® (Value of Tenders)



## Organisation Onboarded

- Indian Institute of Management Mumbai - Ministry of Education
- Mumbai Metro Rail Corporation Limited - Ministry of Housing & Urban Affairs
- MECON Limited - Ministry of Steel
- Central U. P. Gas Limited - Ministry of Petroleum & Natural Gas
- Indian Institute of Science Education and Research Bhopal - Ministry of Education

## Procuring Entities floated first tender in this month

- Telangana State Industrial Infrastructure Corporation Limited - Govt of Telangana
- General Insurance Corporation of India - Ministry of Finance
- MECON Limited - Ministry of Steel
- Mumbai Metro Rail Corporation Limited - Ministry of Housing & Urban Affairs

## Top five Central Government eProcurement/ePublishing/XML Entities for this Month for CPPP (# Tenders)

### eProcurement



Graph not to scale


- Military Engineering Services | 3,526
- Municipal Corporation of Delhi | 1,686
- NTPC Limited | 840
- IHQ of MoD (Army)-(OSCC) | 785
- Council of Scientific & Industrial Research | 476

### ePublishing



- IRCTC Ltd. | 218
- MPPGCL Ltd. | 211
- Department of Heavy Industry | 173
- ISRO | 157
- Indian Rare Earths Ltd. | 116

### XML



- Ministry of Railways | 26,467
- CPWD | 2,905
- HPCL | 576
- BPCL | 306
- HAL | 287

## Glimpse of Major Workshops during this month

As part of MDP, "Training on Public Procurement Basic/Advanced" organised by DoE, Min of Finance at Arun Jaitley National Institute of Financial Management, Faridabad, four trainings were conducted during the month January 2024. Around 220 officials attended the training.

Two days training on eProcurement for officials of National Institute of technical teachers training and research Institute, Tamil Nadu state election Commission, Indian system of medicine and Commercial Taxes on 3<sup>rd</sup> and 4<sup>th</sup> January 2024 at Tamil Nadu. Total 35 officials attended the training.





One day training on eProcurement for officials of Mettur Thermal power station, Tamil Nadu on 24<sup>th</sup> January 2024.



One day online training on eProcurement for various Village Panchayats on 3<sup>rd</sup> January 2024 at ITG, Altinho, Panaji, Goa.

Two one day training on eProcurement for Animal Husbandry Jammu on 9<sup>th</sup> and 29<sup>th</sup> January 2024 at Jammu.



One day training on eProcurement for Department of Health & Family Welfare on 29<sup>th</sup> January 2024 at Swasthya Bhawan, Kolkata.

One day training on eProcurement for the officials of Supreme Court of India on 25<sup>th</sup> January 2024. Around 25 officials attended the training.



Half day training on Central Public Procurement Portal at Institute of Secretariat Training & Management on 8<sup>th</sup> January 2024. Around 25 officials attended the training.

One day online training on Tender Cum Auction for the officials of Delhi Metro Rail Corporation, Ratle Hydroelectric Power Corporation Limited and Bharat Electronics Limited on 31<sup>st</sup> January 2024.

One day online training on eProcurement for Directorate of Sports and Youth Affairs Officials under Govt of Goa on 16<sup>th</sup> January 2024 at ITG, Altinho, Panaji.



Two one day training on eProcurement for the Law and Judiciary Department. Maharashtra on 8<sup>th</sup> January 2024 and for Maharashtra Information Technology Corporation Limited on 12<sup>th</sup> January 2024.

One day training on eProcurement ADB Tender process for Social Welfare Department, Govt. of Sikkim at Tadong, East Sikkim on 17<sup>th</sup> January 2024.



One day training on eAuction for Shri Vitthal Rukimini Mandir Samiti, Pandharpur Maharashtra on 20<sup>th</sup> January 2024. 22 department officers attended the training.

One day training on eProcurement for Maharashtra Industrial Development Corporation, Aurangabad on 30<sup>th</sup> January 2024. 71 department officers attended the training.



# Monthly Statistics and Support/Assistance

(<https://eprocure.gov.in>)

# SMS Alert	30,39,360	Daily Web Learning (eprocure.gov.in)	Mon – Fri (2.30- 4.30 PM)
# Mails Alert	28,61,111		
# Tender	2,28,632		
Value of Tenders	₹ 2,64,023 Cr.		
Award of Contract (AoC)	72,370		
# Online Payments	3,63,557		
Value of Online Payment	₹ 3,363.47 Cr.		
# Visitors this month	2,06,048		
Centralized 24 X 7 Telephonic Help Desk & eMail Support		0120-4001002 0120-4001005 0120-6277787 support-eproc@nic.in	
# Calls attended by helpdesk	37,388		
# Mails handled by helpdesk	5,144		
# Tender Cum Auction	833		
# Web Learning Participants	80		

## NIC eProcurement (GePNIC®) Tender Statistics for the Month of January - 2024

Sl. No	State/Organization	Current Financial Year - 2023-24						Cumulative Tenders since inception		Bid Awards 2023-24 Up to the Month	
		During the Month (January 2024)		Previous Month (December 2023)		Up to the month 2023-24					
		No.	Value (Rs. in crores)	No.	Value (Rs. in crores)	No.	Value (Rs. in crores)	No.	Value (Rs. in crores)	No.	Contract Value (Rs. in crores)
<b>A Central Public Procurement Portal</b>											
1	Defence Establishments	5,162	3,876	4,955	3,411	55,600	43,365	3,07,973	2,11,563	25,107	52,640
2	Central Govt Organisation	4,842	25,255	4,740	62,990	44,105	3,34,203	11,21,714	42,56,617	5,366	2,27,655
3	Central CPSEs	4,149	52,705	3,763	78,449	33,869	3,54,388	1,84,330	23,15,078	7,195	79,189
4	Pradhan Mantri Gram Sadak Yojana	1,887	9,320	597	2,578	9,291	39,311	1,98,620	5,73,386	1,904	11,384
<b>SUB TOTAL</b>		<b>16,040</b>	<b>91,156</b>	<b>14,055</b>	<b>1,47,428</b>	<b>1,42,865</b>	<b>7,71,266</b>	<b>18,12,637</b>	<b>73,56,644</b>	<b>39,572</b>	<b>3,70,869</b>
<b>B Major Central Public Sector Enterprises &amp; Defence PSUs</b>											
1	Coal India Limited	2,687	1,151	2,446	2,387	23,279	31,770	3,17,172	6,09,104	19,782	46,679
2	NTPC	898	519	959	2,958	8,513	11,093	83,444	3,21,805	964	4,644
3	Bharat Heavy Electricals Limited	777	712	931	1,220	8,687	7,924	32,198	26,723	320	207
4	Indian Oil Corp Ltd	759	3,087	911	2,673	9,852	56,148	1,76,539	4,35,921	4,465	26,170
5	Defence PSUs #	188	757	183	467	1,619	9,945	29,606	26,716	167	284
6	Chennai Petroleum Corp Ltd	35	1	22	11	345	195	9,444	816	25	441
<b>SUB TOTAL</b>		<b>5,344</b>	<b>6,227</b>	<b>5,452</b>	<b>9,715</b>	<b>52,295</b>	<b>1,17,074</b>	<b>6,48,403</b>	<b>14,21,086</b>	<b>25,723</b>	<b>78,426</b>
# Comprises of Goa Shipyard Ltd,Hindustan Shipyard Ltd,Mishra Dhatu Nigam Ltd,Mazagon Dock Ltd,Bharat Electronics Ltd, Garden Reach Ship Builders and Engineers Ltd.											

NIC eProcurement (GePNIC<sup>®</sup>) Tender Statistics for the Month of January - 2024

Sl. No	State/Organization	Current Financial Year - 2023-24						Cumulative Tenders since inception		Bid Awards 2023-24 Up to the Month	
		During the Month (January 2024)		Previous Month (December 2023)		Up to the month 2023-24					
		No.	Value (Rs. in crores)	No.	Value (Rs. in crores)	No.	Value (Rs. in crores)	No.	Value (Rs. in crores)	No.	Contract Value (Rs. in crores)
<b>C) States &amp; Union Territories</b>											
1	West Bengal	58,113	8,526	60,865	6,916	3,73,679	87,155	13,49,445	6,10,565	1,49,663	1,21,077
2	Kerala	32,328	10,264	23,743	6,454	1,55,268	71,362	9,47,141	4,02,629	72,378	50,238
3	Maharashtra	28,763	41,847	18,284	36,881	1,75,417	2,23,203	16,54,632	12,65,838	77,724	1,21,721
4	Uttar Pradesh	28,572	16,163	19,589	21,864	1,97,867	1,95,501	14,63,004	16,14,883	44,386	21,591
5	Tamil Nadu	12,535	9,377	11,308	11,950	1,34,663	1,42,672	4,69,586	4,72,487	21,886	38,896
6	Haryana	9,013	5,621	8,428	6,596	80,436	56,294	4,12,048	3,05,857	38,148	20,08,527
7	Madhya Pradesh	7,480	8,879	6,089	7,355	72,781	1,32,291	3,65,357	7,62,913	42,199	82,716
8	Odisha	6,503	11,583	4,800	8,636	53,977	1,01,053	4,65,166	4,95,147	21,506	25,026
9	Jammu & Kashmir	5,403	3,722	7,909	1,619	1,51,915	24,090	6,90,600	2,29,308	481	217
10	Punjab	3,520	9,490	2,629	1,645	29,669	36,388	2,29,912	1,76,210	13,705	11,639
11	Jharkhand	2,781	8,326	2,018	10,714	16,961	54,608	1,03,973	4,24,102	393	6,704
12	Himachal Pradesh	2,025	8,744	1,834	1,143	17,051	23,569	1,18,700	1,02,222	6,556	3,651
13	NCT of Delhi	1,857	2,323	1,032	569	17,662	12,035	3,20,440	1,73,199	521	238
14	Uttarakhand	1,691	4,385	1,081	2,053	12,457	25,556	77,779	1,49,757	7,947	8,814
15	Assam	1,406	7,661	1,550	9,130	9,494	41,354	55,328	2,39,143	5,132	13,137
16	Rajasthan	1,395	3,225	3,567	5,978	91,023	1,99,144	6,50,808	11,91,893	3,051	15,374
17	Tripura	926	763	981	713	8,768	5,873	45,135	35,375	5,456	2,825
18	Goa	749	1,775	471	499	5,612	7,637	13,647	18,793	2,772	4,409
19	Ladakh	593	511	512	310	7,472	4,741	29,123	18,402	182	40
20	Chandigarh UT	535	243	742	239	7,387	4,230	94,462	32,250	4,064	1,013
21	Puducherry	377	130	258	138	2,627	1,195	14,474	7,109	1,151	691
22	Andaman	370	83	317	197	3,134	1,381	13,300	9,931	249	43
23	Arunachal Pradesh	107	1,149	33	363	355	3,953	1,447	17,589	30	81
24	Daman and Diu	54	88	66	229	566	1,331	3,187	9,967	21	20
25	Dadra and Nagar Haveli	42	385	49	329	528	2,537	6,669	15,450	95	1,295
26	Lakshadweep	40	352	57	178	351	1,524	2,635	5,011	5	3
27	Manipur	37	160	9	11	192	2,306	2,410	34,102	6	1,380
28	Mizoram	9	110	2	0	45	693	369	4,023	20	153
29	Nagaland	8	67	9	30	89	704	556	3,587	10	30
30	Meghalaya	8	308	5	50	56	941	1,459	10,607	18	165
31	Sikkim	8	381	3	79	71	1,713	659	8,027	3	41
	Sub Total	2,07,248	1,66,641	1,78,240	1,42,868	16,27,573	14,67,035	96,03,451	88,46,377	5,19,758	25,41,757
	<b>GRAND TOTAL</b>	<b>2,28,632</b>	<b>2,64,023</b>	<b>1,97,747</b>	<b>3,00,011</b>	<b>18,22,733</b>	<b>23,55,375</b>	<b>1,20,64,491</b>	<b>1,76,24,106</b>	<b>5,85,053</b>	<b>29,91,052</b>