

CPPP Newsletter

February 2024

#Tenders
2.75 Lakh
#Value
₹ 4.46 Lakh Cr.

February 2024

#Tenders
123.40 Lakhs
#Value
₹ 180.70 Lakh Cr.

Cumulative Since
Inception

#Department
Users
5.31 Lakhs
#Bidders/
Contractors
6 Lakhs

Since Inception

Central Public Procurement Portal is operational since 2012. It hosts the Government eProcurement System (GePNIC®) for electronic procurement developed by National Informatics Centre in close coordination with Department of Expenditure, Ministry of Finance. CPPP provides a single point access to all the tendering information on various procurement made across the country.

About

Central Public Procurement Portal (CPPP)

National Informatics Centre,
A-Block, CGO Complex,
Lodhi Road, Delhi - 110 003
cphp-nic@nic.in

Procurement Policy Division,
Department of Expenditure, Ministry of Finance,
North Block, New Delhi
cphp-doe@nic.in

Centralized 24 X 7 Telephonic Help Desk
& Email Support
0120-4001002 | 0120-4001005 |
0120-6277787
support-eproc@nic.in

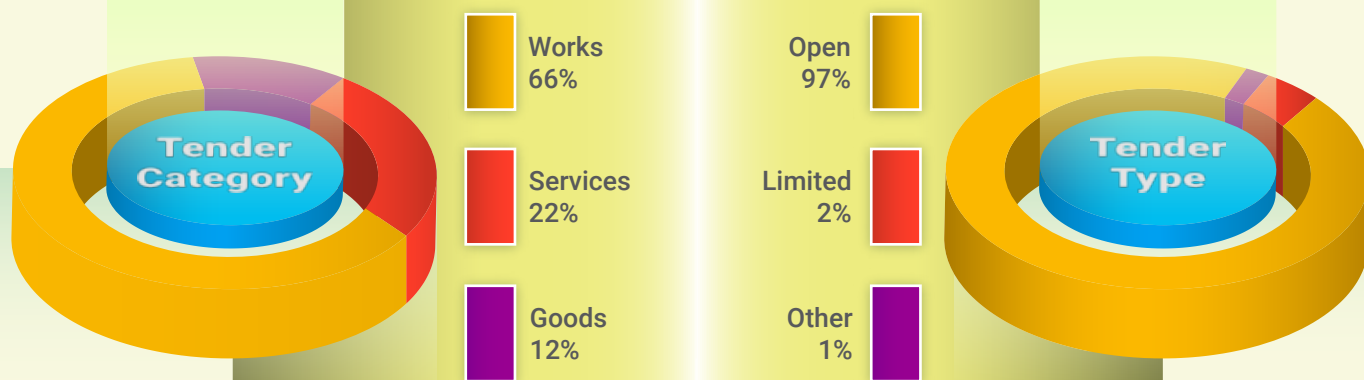
Central Public Procurement Portal Facilitates

ePublishing : Publishing of tender enquiries, corrigendum & award of contract details.

eProcurement : Complete gamut of Procurement Goods, Works and Services including Global Tenders, Pre-Post integrations and is implemented in around 750+ Central Government Ministries/Departments and Public Sector Units, it is also widely used in 31 State Government/Union Territories for online tendering. Many World Bank and ADB tenders are processed using this GePNIC® platform.

XML : Facilitates publishing of tender comprehensive information of other eProcurement System.

Percentage share of Tender Category /Tender Type for GePNIC® (No. of Tenders)



Graph not to scale

Important Information

Rule 163 of GFR 2017

Two Bid System (simultaneous receipt of separate technical and financial bids)

For purchasing high value plant, machinery etc. of a complex and technical nature, bids may be obtained in two parts as under :

- Technical bid consisting of all technical details along with commercial terms and conditions; and
- Financial bid indicating item-wise price for the items mentioned in the technical bid.

Highlights



Delivered a talk on “Initiatives of NIC for Digitalizing Public Procurement & Future Plans” in 9th Global Procurement Summit 2024, organized by All India Management Association (AIMA) along with MDB, Government of India.

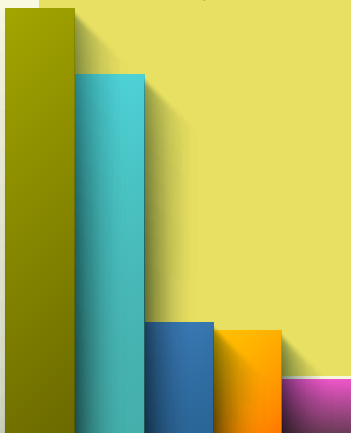
NIC delivered a talk on “Green Procurement and Dashboard” in Workshop organized by the World Bank on “Technology in Public Procurement” on 15th February 2024



Percentage share of Tender Category /Tender Type for GePNIC[©] (No. of Tenders)

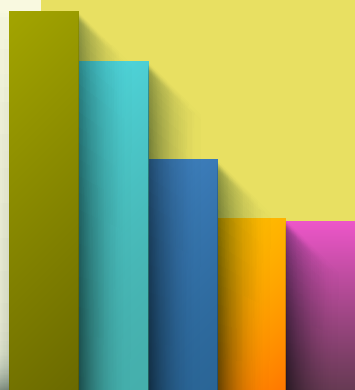
eProcurement

- Military Engineering Services | 3,317
- Municipal Corporation of Delhi | 2,708
- IHQ of MoD (Army)-(OSCC) | 855
- NTPC Ltd. | 814
- Department of Posts | 488



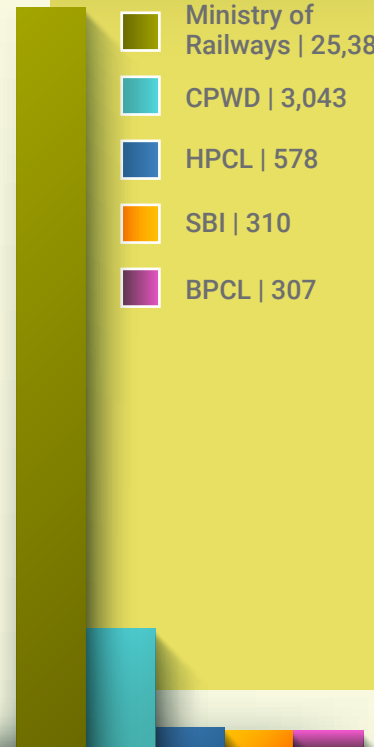
ePublishing

- IRCTC Ltd. | 286
- MPPGCL | 255
- Department of Heavy Industry | 175
- Department of Defence Production | 135
- Union Bank of India | 134



XML

- Ministry of Railways | 25,389
- CPWD | 3,043
- HPCL | 578
- SBI | 310
- BPCL | 307



Glimpse of Major Workshops during this month



Delivered a talk on “Challenges and Opportunities in electronic procurement: India experience” in a discussion with delegation of Government of Sri Lanka on “Best practice in Project Planning, Processing, Implementation and Evaluation” organised jointly by DEA and ADB on 28th February, 2024.

One day training on eProcurement for Mumbai Metro Rail Corporation Ltd. (MMRCL) on 8th February 2024. 34 department officers attended the training.



One day training on eProcurement for Maharashtra Industrial Development Corporation Nagpur on 22nd February 2024. 35 department officers attended the training.

One day training on eProcurement for Maharashtra State Reserve Police Force on 27th February 2024. 60 department officers attended the training.



Two one day training on eProcurement for newly recruited Public Works Department Officials under Govt. of Goa on 9th and 10th February 2024 at Goa Institute of Public administration and Rural development - GIPARD. Total 330 officials attended the session.

One day training on eProcurement for officials of Netaji Subhas Administrative Training Institute, Kolkata on 5th Feb 2024. 25 officials attended the training.



Half day training on eAuction for officials of THDC India Ltd. on 19th February 2024 at THDCIL HQ.

One day training on eProcurement for officials of Power Department, Govt. of Sikkim at Gangtok, Sikkim on 7th Feb 2024.

As part of MDP, “Training on Public Procurement Basic/Advanced” organised by DoE, Min of Finance at Arun Jaitley National Institute of Financial Management, Faridabad, four trainings were conducted during the month February 2024. Around 170 officials attended the training.

Monthly Statistics and Support/Assistance

(<https://eprocure.gov.in>)

# SMS Alert	3,751,118
# Mails Alert	46,37,096
# Tender	2,75,049
Value of Tenders	₹ 4,45,595.60 Cr.
Award of Contract (AoC)	92,624
# Online Payments	4,70,345
Value of Online Payment	₹ 4,674.70 Cr.
# Visitors this month	2,46,099

Daily Web Learning (eprocure.gov.in)	Mon – Fri (2.30- 4.30 PM)
Centralized 24 X 7 Telephonic Help Desk & eMail Support	0120-4001002 0120-4001005 0120-6277787 support-eproc@nic.in
# Calls attended by helpdesk	43,926
# Mails handled by helpdesk	5,868
# Tender Cum Auction	1,130
# Web Learning Participants	121

NIC eProcurement (GePNIC®) Tender Statistics for the Month of February - 2024

Sl. No	State/Organization	Current Financial Year - 2023-24						Cumulative Tenders since inception		Bid Awards 2023-24 Up to the Month	
		During the Month (February 2024)		Previous Month (January 2024)		Up to the month 2023-24		No.	Value (Rs. in crores)	No.	Contract Value (Rs. in crores)
		No.	Value (Rs. in crores)	No.	Value (Rs. in crores)	No.	Value (Rs. in crores)				
A Central Public Procurement Portal											
1	Central CPSEs	5,230	169056	4,149	52,705	39,099	5,23,445	1,89,560	24,84,135	8,382	81,972
2	Central Govt Organisation	5,060	25,936	4,842	25,255	49,165	3,60,138	11,26,774	42,82,553	6,014	2,35,608
3	Defence Establishments	5,028	3,511	5,162	3,876	60,628	46,875	3,13,001	2,15,073	27,959	54,848
4	Pradhan Mantri Gram Sadak Yojana	957	5,675	1,887	9,320	10,248	44,985	1,99,577	5,79,060	2,083	12,397
SUB TOTAL		16,275	2,04,177	16,040	91,156	1,59,140	9,75,444	18,28,912	75,60,821	44,438	3,84,825
B Major Central Public Sector Enterprises & Defence PSUs											
1	Coal India Limited	3,212	2,647	2,687	1,151	26,491	34,417	3,20,384	6,11,751	21,996	48,545
2	Bharat Heavy Electricals Limited	1,071	1,492	777	712	9,758	9,416	33,269	28,215	342	210
3	NTPC	865	462	898	519	9,378	11,554	84,309	3,22,267	1,098	4,827
4	Indian Oil Corp Ltd	678	3,044	759	3,087	10,530	59,192	1,77,217	4,38,966	4,892	27,307
5	Defence PSUs #	216	235	188	757	1,835	10,180	29,822	26,951	180	294
6	Chennai Petroleum Corp Ltd	36	2	35	1	381	197	9,480	818	25	441
SUB TOTAL		6,078	7,882	5,344	6,227	58,373	1,24,957	6,54,481	14,28,968	28,533	81,626

Comprises of Goa Shipyard Ltd, Hindustan Shipyard Ltd, Mishra Dhatu Nigam Ltd, Mazagon Dock Ltd, Bharat Electronics Ltd, Garden Reach Ship Builders and Engineers Ltd.

NIC eProcurement (GePNIC[®]) Tender Statistics for the Month of February - 2024

Sl. No	State/Organization	Current Financial Year - 2023-24						Cumulative Tenders since inception		Bid Awards 2023-24 Up to the Month	
		During the Month (February 2024)		Previous Month (January 2024)		Up to the month 2023-24		No.	Value (Rs. in crores)	No.	Contract Value (Rs. in crores)
		No.	Value (Rs. in crores)	No.	Value (Rs. in crores)	No.	Value (Rs. in crores)				
C) States & Union Territories											
1	West Bengal	48,222	8,348	58,113	8,526	4,21,901	95,502	13,97,667	6,18,912	1,79,268	1,30,471
2	Maharashtra	45,434	74,603	28,763	41,847	2,20,851	2,97,806	17,00,066	13,40,441	89,681	1,38,344
3	Uttar Pradesh	42,579	34,659	28,572	16,163	2,40,446	2,30,161	15,05,583	16,49,542	51,325	27,479
4	Kerala	27,750	9,688	32,328	10,264	1,83,018	81,050	9,74,891	4,12,318	87,206	53,157
5	Tamil Nadu	17,912	13,212	12,535	9,377	1,52,575	1,55,884	4,87,498	4,85,699	25,828	44,948
6	Haryana	12,390	6,206	9,013	5,621	92,826	62,500	4,24,438	3,12,063	42,985	20,18,335
7	Madhya Pradesh	11,268	27,031	7,480	8,879	84,049	1,59,323	3,76,625	7,89,944	45,076	1,38,488
8	Rajasthan	10,215	9,189	1,395	3,225	1,01,238	2,08,333	6,61,023	12,01,083	3,222	15,826
9	Odisha	8,375	13,687	6,503	11,583	62,352	1,14,740	4,73,541	5,08,834	25,527	31,315
10	Punjab	5,075	4,453	3,520	9,490	34,744	40,841	2,34,987	1,80,663	15,350	14,345
11	Jammu & Kashmir	4,579	1,566	5,403	3,722	1,56,494	25,656	6,95,179	2,30,873	513	218
12	Himachal Pradesh	3,683	2,367	2,025	8,744	20,734	25,936	1,22,383	1,04,590	7,212	4,004
13	NCT of Delhi	3,490	1,631	1,857	2,323	21,152	13,666	3,23,930	1,74,830	559	246
14	Jharkhand	3,442	8,593	2,781	8,326	20,403	63,201	1,07,415	4,32,694	952	8,859
15	Uttarakhand	2,108	5,058	1,691	4,385	14,565	30,614	79,887	1,54,816	8,189	9,535
16	Tripura	1,458	1,877	926	763	10,226	7,749	46,593	37,252	6,365	3,204
17	Assam	1,447	5,156	1,406	7,661	10,941	46,510	56,775	2,44,299	5,847	15,028
18	Chandigarh UT	791	692	535	243	8,178	4,922	95,253	32,943	4,475	1,131
19	Goa	698	844	749	1,775	6,310	8,481	14,345	19,637	3,062	4,623
20	Puducherry	523	272	377	130	3,150	1,467	14,997	7,381	1,360	742
21	Andaman	459	353	370	83	3,593	1,735	13,759	10,284	291	46
22	Ladakh	388	290	593	511	7,860	5,031	29,511	18,691	184	42
23	Daman and Diu	113	642	54	88	679	1,974	3,300	10,609	21	20
24	Arunachal Pradesh	108	530	107	1,149	463	4,483	1,555	18,119	37	136
25	Dadra and Nagar Haveli	55	438	42	385	583	2,975	6,724	15,889	99	1,512
26	Manipur	47	404	37	160	239	2,710	2,457	34,505	7	1,405
27	Lakshadweep	38	633	40	352	389	2,156	2,673	5,644	5	3
28	Meghalaya	17	779	8	308	73	1,719	1,476	11,386	25	433
29	Sikkim	14	284	8	381	85	1,997	673	8,311	3	41
30	Nagaland	13	0	8	67	102	704	569	3,587	10	30
31	Mizoram	5	50	9	110	50	744	374	4,073	22	170
Sub Total		2,52,696	2,33,536	2,07,248	1,66,641	18,80,269	17,00,571	98,56,147	90,79,913	6,04,706	26,64,136
GRAND TOTAL		2,75,049	4,45,596	2,28,632	2,64,023	20,97,782	28,00,971	1,23,39,540	1,80,69,702	6,77,677	31,30,586