

CPPP Newsletter

March 2024

#Tenders
22.77 Lakh

#Value
₹ 32.03 Lakh Cr.

#Tenders
125.19 Lakhs

#Value
₹ 184.72 Lakh Cr.

#Department
Users
5.36 Lakhs

#Bidders/
Contractors
6 Lakhs

Financial Year
2023-2024

Cumulative Since
Inception

Since Inception

Central Public Procurement Portal is operational since 2012. It hosts the Government eProcurement System (GePNIC®) for electronic procurement developed by National Informatics Centre in close coordination with Department of Expenditure, Ministry of Finance. CPPP provides a single point access to all the tendering information on various procurement made across the country.

About

Central Public Procurement Portal (CPPP)

National Informatics Centre,
A-Block, CGO Complex,
Lodhi Road, Delhi - 110 003
cphp-nic@nic.in

Procurement Policy Division,
Department of Expenditure, Ministry of Finance,
North Block, New Delhi
cphp-doe@nic.in

Centralized 24 X 7 Telephonic Help Desk
& Email Support
0120-4001002 | 0120-4001005 |
0120-4493395
support-eproc@nic.in


Central Public Procurement Portal Facilitates

ePublishing : Publishing of tender enquiries, corrigendum & award of contract details.

eProcurement : Complete gamut of Procurement Goods, Works and Services including Global Tenders, Pre-Post integrations and is implemented in around 750+ Central Government Ministries/Departments and Public Sector Units, it is also widely used in 31 State Government/Union Territories for online tendering. Many World Bank and ADB tenders are processed using this GePNIC® platform.

XML : Facilitates publishing of tender comprehensive information of other eProcurement System.

Percentage share of Tender Category /Tender Type for GePNIC® (No. of Tenders)



Graph not to scale

Organisations Onboarded

1

Oil and Natural Gas Corporation Limited
Ministry of Petroleum and Natural gas

2

IndianOil Petronas Private Limited (IPPL)
Ministry of Petroleum and Natural Gas

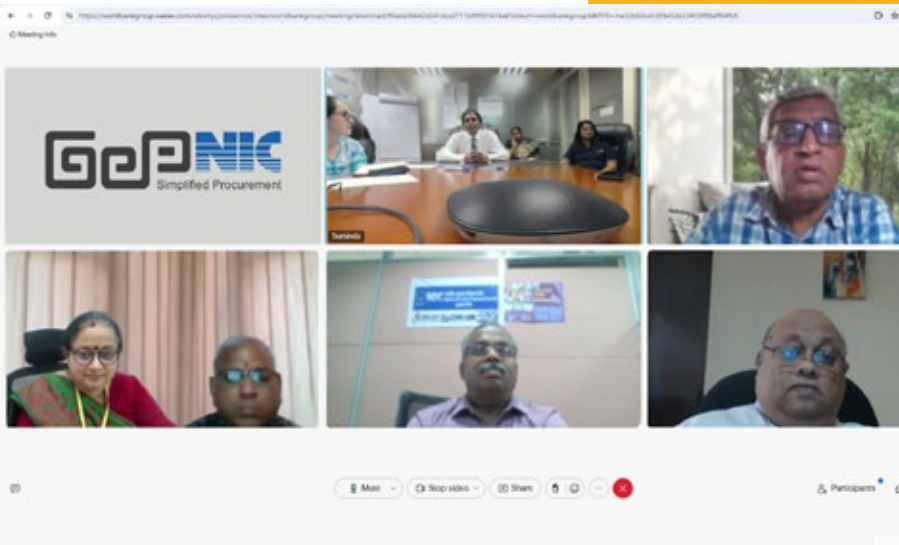
3

North Eastern Region Community Resource
Management Society
Ministry of Development of North Eastern Region

4

Purba Bharati Gas Private Limited
Ministry of Petroleum and Natural Gas

Highlights

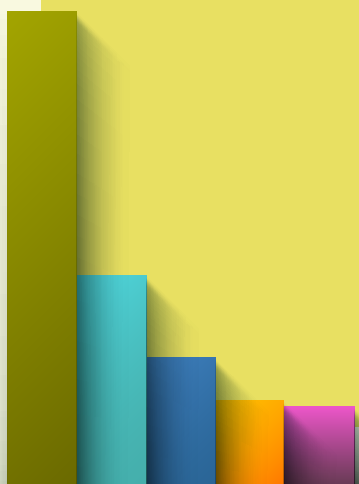


Overview of Government eProcurement System of NIC highlighting Vendor Registration process, Auto Evaluation Methodology, Customizable Price Bid, Contract Management etc to the officials of Department of Public Finance, Govt of Sri Lanka on 22nd March 2024.

Percentage share of Tender Category /Tender Type for GePNIC[©] (No. of Tenders)

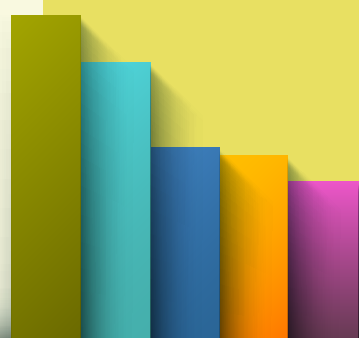
eProcurement

- Military Engineering Services | 3,249
- Municipal Corporation of Delhi | 1,442
- NTPC Limited | 821
- IHQ of MoD (Army)-(OSCC) | 542
- Bharat Sanchar Nigam Limited | 512




ePublishing

- MPPGCL | 227
- Department of Heavy Industry | 189
- Western Coalfields Limited | 134
- IRCTC Ltd. | 126
- NMDC Limited | 114



XML

- Ministry of Railways | 26,80
- CPWD | 2,312
- HPCL | 561
- BPCL | 385
- HAL | 348



Glimpse of Major Workshops during this month



One day training on eProcurement for the officials of Power Department (RDSS Team), Govt. of Sikkim, Gangtok, Sikkim on 13th March 2024.

One day training for the officials of Purba Bharati Gas Pvt. Limited on 30th March 2024 at PBGPL, Guwahati, Assam.



One day training on eProcurement for Maharashtra Intelligence Academy Pune on 1st March 2024. 10 department officers attended the training.



One day training on eProcurement for Navi Mumbai Municipal Transport on 19th March 2024. 18 department officers attended the training.



One day training on eProcurement for Administrator general and official trustee Maharashtra state Mumbai on 21st March 2024.



One day training on eProcurement for the officials of Delhi Development Authority on 20th March 2024. Around 50 officials attended the training.



One day training on eProcurement for J&K Infrastructure Development Finance Corporation on 13th March 2024. Around 18 officials attended the training.

Half day training on eAuction for bidders at Super Bazar, New Delhi on 27th March 2024.

As part of MDP, "Training on Public Procurement Basic/Advanced" organised by DoE, Min of Finance at Arun Jaitley National Institute of Financial Management, Faridabad, three trainings were conducted during the month March 2024. Around 185 officials attended the training.

Monthly Statistics and Support/Assistance

(<https://eprocure.gov.in>)

| | |
|-------------------------|-------------------|
| # SMS Alert | 33,37,669 |
| # Mails Alert | 40,40,923 |
| # Tender | 1,79,247 |
| Value of Tenders | ₹ 4,01,900.50 Cr. |
| Award of Contract (AoC) | 1,14,950 |
| # Online Payments | 3,62,715 |
| Value of Online Payment | ₹ 3,979.78 Cr. |
| # Visitors this month | 1,23,906 |

| | |
|---|--|
| Daily Web Learning (eprocure.gov.in) | Mon – Fri (2.30- 4.30 PM) |
| Centralized 24 X 7 Telephonic Help Desk & eMail Support | 0120-4001002 0120-4001005 0120-4493395 support-eproc@nic.in |
| # Calls attended by helpdesk | 34,456 |
| # Mails handled by helpdesk | 5,499 |
| # Tender Cum Auction | 837 |
| # Web Learning Participants | 50 |

NIC eProcurement (GePNIC®) Tender Statistics for the Month of March - 2024

| Sl. No | State/Organization | Current Financial Year - 2023-24 | | | | | | Cumulative Tenders since inception | | Bid Awards 2023-24 Up to the Month | |
|---|----------------------------------|----------------------------------|-----------------------|--------------------------------|-----------------------|-------------------------|-----------------------|------------------------------------|-----------------------|------------------------------------|--------------------------------|
| | | During the Month (March 2024) | | Previous Month (February 2024) | | Up to the month 2023-24 | | No. | Value (Rs. in crores) | No. | Contract Value (Rs. in crores) |
| | | No. | Value (Rs. in crores) | No. | Value (Rs. in crores) | No. | Value (Rs. in crores) | | | | |
| A Central Public Procurement Portal | | | | | | | | | | | |
| 1 | Defence Establishments | 4,379 | 3,060 | 5,028 | 3,511 | 65,007 | 49,935 | 3,17,380 | 2,18,133 | 31,323 | 57,539 |
| 2 | Central Govt Organisation | 4,320 | 69,305 | 5,060 | 25,936 | 53,485 | 4,29,443 | 11,31,094 | 43,51,858 | 6,643 | 2,37,426 |
| 3 | Central CPSEs | 3,905 | 39,230 | 5,230 | 1,69,056 | 43,004 | 5,62,674 | 1,93,465 | 25,23,364 | 9,757 | 89,787 |
| 4 | Pradhan Mantri Gram Sadak Yojana | 843 | 4,629 | 957 | 5,675 | 11,091 | 49,615 | 2,00,420 | 5,83,689 | 2,482 | 14,509 |
| SUB TOTAL | | 13,447 | 1,16,223 | 16,275 | 2,04,177 | 1,72,587 | 10,91,667 | 18,42,359 | 76,77,045 | 50,205 | 3,99,261 |
| B Major Central Public Sector Enterprises & Defence PSUs | | | | | | | | | | | |
| 1 | Coal India Limited | 3,064 | 771 | 3,212 | 2,647 | 29,555 | 35,188 | 3,23,448 | 6,12,522 | 24,929 | 49,496 |
| 2 | Bharat Heavy Electricals Limited | 1,090 | 1,611 | 1,071 | 1,492 | 10,848 | 11,026 | 34,359 | 29,825 | 378 | 223 |
| 3 | NTPC | 862 | 265 | 865 | 462 | 10,240 | 11,819 | 85,171 | 3,22,532 | 1,200 | 4,985 |
| 4 | Indian Oil Corp Ltd | 608 | 6,046 | 678 | 3,044 | 11,138 | 65,238 | 1,77,825 | 4,45,011 | 5,291 | 33,302 |
| 5 | Defence PSUs # | 233 | 233 | 216 | 235 | 2,068 | 10,413 | 30,055 | 27,184 | 213 | 335 |
| 6 | Chennai Petroleum Corp Ltd | 39 | 0 | 36 | 2 | 420 | 197 | 9,519 | 818 | 29 | 444 |
| SUB TOTAL | | 5,896 | 8,926 | 6,078 | 7,882 | 64,269 | 1,33,882 | 6,60,377 | 14,37,894 | 32,040 | 88,785 |

Comprises of Goa Shipyard Ltd, Hindustan Shipyard Ltd, Mishra Dhatu Nigam Ltd, Mazagon Dock Ltd, Bharat Electronics Ltd, Garden Reach Ship Builders and Engineers Ltd.

NIC eProcurement (GePNIC®) Tender Statistics for the Month of March - 2024

| Sl. No | State/Organization | Current Financial Year - 2023-24 | | | | | | Cumulative Tenders since inception | | Bid Awards 2023-24 Up to the Month | |
|--|------------------------|----------------------------------|-----------------------|--------------------------------|-----------------------|-------------------------|-----------------------|------------------------------------|-----------------------|------------------------------------|--------------------------------|
| | | During the Month (March 2024) | | Previous Month (February 2024) | | Up to the month 2023-24 | | | | | |
| | | No. | Value (Rs. in crores) | No. | Value (Rs. in crores) | No. | Value (Rs. in crores) | No. | Value (Rs. in crores) | No. | Contract Value (Rs. in crores) |
| C) States & Union Territories | | | | | | | | | | | |
| 1 | Maharashtra | 27,506 | 1,09,605 | 45,434 | 74,603 | 2,48,357 | 4,07,411 | 17,27,572 | 14,50,046 | 1,08,463 | 5,01,62,600 |
| 2 | West Bengal | 26,100 | 13,047 | 48,222 | 8,348 | 4,48,001 | 1,08,550 | 14,23,767 | 6,31,960 | 2,08,549 | 1,36,902 |
| 3 | Uttar Pradesh | 23,603 | 22,073 | 42,579 | 34,659 | 2,64,049 | 2,52,234 | 15,29,186 | 16,71,615 | 64,034 | 6,10,36,328 |
| 4 | Tamil Nadu | 22,209 | 13,576 | 17,912 | 13,212 | 1,74,784 | 1,69,460 | 5,09,707 | 4,99,275 | 33,540 | 55,103 |
| 5 | Kerala | 10,594 | 4,433 | 27,750 | 9,688 | 1,93,612 | 85,484 | 9,85,485 | 4,16,751 | 99,816 | 56,924 |
| 6 | Haryana | 9,720 | 13,952 | 12,390 | 6,206 | 1,02,546 | 76,452 | 4,34,158 | 3,26,015 | 50,352 | 20,23,416 |
| 7 | Madhya Pradesh | 9,501 | 35,243 | 11,268 | 27,031 | 93,550 | 1,94,565 | 3,86,126 | 8,25,187 | 48,888 | 1,45,102 |
| 8 | Rajasthan | 8,818 | 19,280 | 10,215 | 9,189 | 1,10,056 | 2,27,613 | 6,69,841 | 12,20,362 | 3,645 | 17,151 |
| 9 | Punjab | 3,756 | 5,880 | 5,075 | 4,453 | 38,500 | 46,722 | 2,38,743 | 1,86,543 | 17,548 | 15,919 |
| 10 | Odisha | 3,523 | 9,894 | 8,375 | 13,687 | 65,875 | 1,24,634 | 4,77,064 | 5,18,728 | 29,602 | 39,682 |
| 11 | Jammu & Kashmir | 3,212 | 1,093 | 4,579 | 1,566 | 1,59,706 | 26,749 | 6,98,391 | 2,31,967 | 579 | 251 |
| 12 | NCT of Delhi | 2,300 | 1,488 | 3,490 | 1,631 | 23,452 | 15,154 | 3,26,230 | 1,76,318 | 631 | 274 |
| 13 | Jharkhand | 1,992 | 7,250 | 3,442 | 8,593 | 22,395 | 70,451 | 1,09,407 | 4,39,944 | 2,322 | 11,846 |
| 14 | Himachal Pradesh | 1,592 | 2,800 | 3,683 | 2,367 | 22,326 | 28,736 | 1,23,975 | 1,07,389 | 8,185 | 4,441 |
| 15 | Uttarakhand | 1,061 | 3,872 | 2,108 | 5,058 | 15,626 | 34,486 | 80,948 | 1,58,688 | 8,665 | 10,541 |
| 16 | Tripura | 986 | 1,577 | 1,458 | 1,877 | 11,212 | 9,327 | 47,579 | 38,829 | 7,393 | 4,174 |
| 17 | Assam | 855 | 5,431 | 1,447 | 5,156 | 11,796 | 51,942 | 57,630 | 2,49,730 | 6,952 | 20,448 |
| 18 | Goa | 760 | 1,371 | 698 | 844 | 7,070 | 9,851 | 15,105 | 21,007 | 3,684 | 7,313 |
| 19 | Chandigarh UT | 524 | 515 | 791 | 692 | 8,702 | 5,438 | 95,777 | 33,458 | 4,996 | 1,399 |
| 20 | Ladakh | 459 | 435 | 388 | 290 | 8,319 | 5,466 | 29,970 | 19,126 | 191 | 46 |
| 21 | Andaman | 375 | 75 | 459 | 353 | 3,968 | 1,810 | 14,134 | 10,359 | 311 | 48 |
| 22 | Puducherry | 103 | 113 | 523 | 272 | 3,253 | 1,581 | 15,100 | 7,494 | 1,759 | 859 |
| 23 | Arunachal Pradesh | 103 | 721 | 108 | 530 | 566 | 5,204 | 1,658 | 18,840 | 50 | 584 |
| 24 | Daman and Diu | 65 | 393 | 113 | 642 | 744 | 2,366 | 3,365 | 11,002 | 22 | 21 |
| 25 | Dadra and Nagar Haveli | 65 | 311 | 55 | 438 | 648 | 3,287 | 6,789 | 16,200 | 109 | 1,570 |
| 26 | Lakshadweep | 42 | 652 | 38 | 633 | 431 | 2,808 | 2,715 | 6,296 | 5 | 3 |
| 27 | Manipur | 36 | 331 | 47 | 404 | 275 | 3,041 | 2,493 | 34,836 | 9 | 1,440 |
| 28 | Meghalaya | 24 | 812 | 17 | 779 | 97 | 2,531 | 1,500 | 12,197 | 30 | 811 |
| 29 | Sikkim | 8 | 30 | 14 | 284 | 93 | 2,026 | 681 | 8,341 | 5 | 47 |
| 30 | Nagaland | 6 | 0 | 13 | 0 | 108 | 704 | 575 | 3,587 | 24 | 36 |
| 31 | Mizoram | 6 | 500 | 5 | 50 | 56 | 1,243 | 380 | 4,573 | 23 | 201 |
| | Sub Total | 1,59,904 | 2,76,751 | 2,52,696 | 2,33,536 | 20,40,173 | 19,77,322 | 1,00,16,051 | 93,56,664 | 7,10,382 | 11,37,55,480 |
| | GRAND TOTAL | 1,79,247 | 4,01,900 | 2,75,049 | 4,45,596 | 22,77,029 | 32,02,871 | 1,25,18,787 | 1,84,71,602 | 7,92,627 | 11,42,43,526 |