

# CPPP NEWSLETTER

December 2024

HAPPY NEW  
YEAR

## DURING DECEMBER 2024

#Tenders  
1.92 LAKH

#Value  
₹ 2.55 LAKH CR.

## CUMULATIVE SINCE INCEPTION

#Tenders  
138 LAKHS

#Value  
₹202 LAKH CR.

## SINCE INCEPTION

#Bidders/  
Contractors  
7 LAKHS

#Department  
Users  
5.7 LAKHS

## Central Public Procurement Portal (CPMP)

Central Public Procurement Portal (CPMP) of Government of India is operational since 2012. It hosts the Government eProcurement System (GePNIC®) developed by National Informatics Centre in close coordination with Department of Expenditure, Ministry of Finance. CPMP provides a single point access to all the tendering information on various procurements made across the country.

### IT FACILITATES :

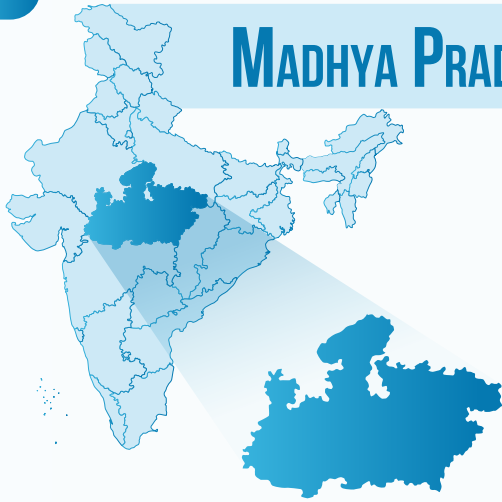
- **ePublishing:** Publishing of tender enquiries, corrigendum & award of contract details.
- **XML:** Facilitates publishing the metadata of tenders published by organisations using varied eProcurement System.
- **GeM Bids:** All the bids published on Government eMarket Place is also shown here.
- **eProcurement:** Complete gamut of Procurement Goods, Works and Services including Global Tenders, Pre-Post integrations and is implemented in around 800+ Central Government Ministries/Departments and Public Sector Units, it is also used in 31 State Government/Union Territories for online tendering. Many World Bank and ADB tenders are processed using this GePNIC® platform.

National Informatics Centre  
A-Block, CGO Complex  
Lodhi Road, Delhi-110 003  
cppp-nic@nic.in

Procurement Policy Division  
Department of Expenditure  
Ministry of Finance  
North Block New Delhi  
cppp-doe@nic.in

Centralized 24 X 7  
Telephonic Help Desk & eMail  
Support  
0120-4200462 | 0120-4001002  
support-eproc@nic.in

## STATE IN FOCUS



# MADHYA PRADESH


**Portal URL:**  
<https://mptenders.gov.in/>

The Government of Madhya Pradesh joined GePNIC for e-Procurement activities since 2018. Since the last 6 years, Government of Madhya Pradesh has floated 4,28,222 Tenders worth 8.89 Lakh Crore.

The Government of Madhya Pradesh published 93,550 tenders during the financial year 2023-2024 worth around Rs 1,94,565 crores.


### Insight of this financial year / Apr 2024 - Dec 2024

#### TENDER PUBLISHED



	Goods	Works	Services	Total
Numbers	9,155	33,624	6,732	49,561
Value (Rs. in crores)	4,956	59,728	7,782	72,466

#### BID AWARDED



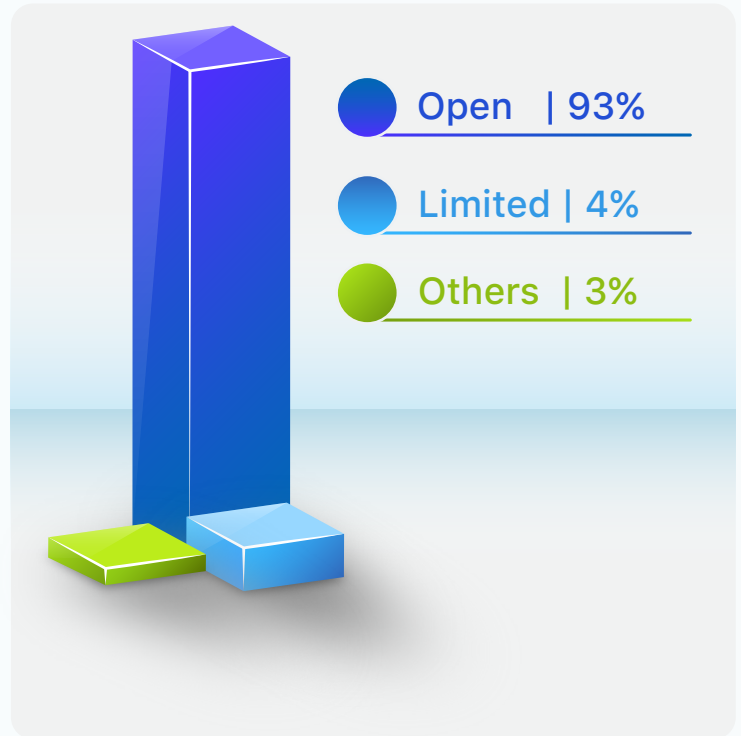
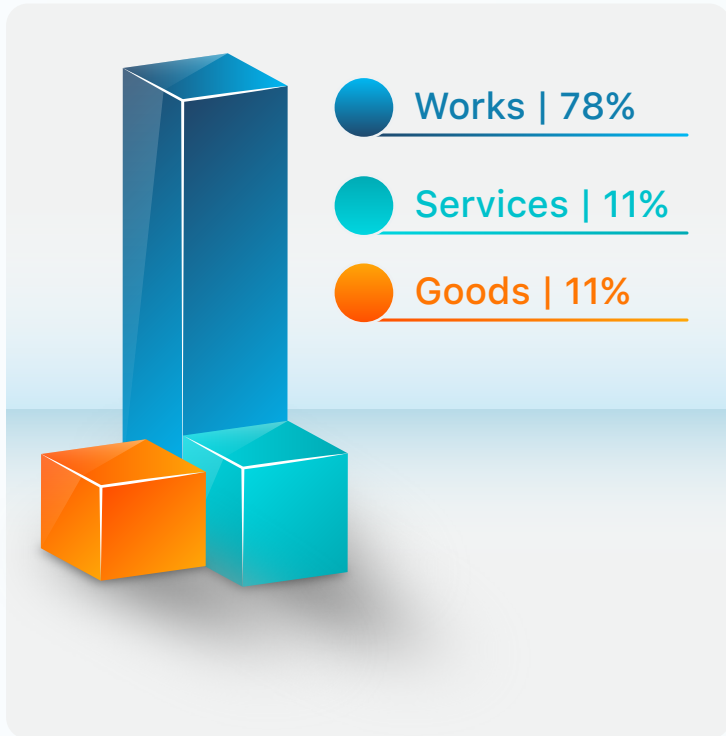
	Goods	Works	Services	Total
Numbers	3,002	18,658	2,436	24,096
Value (Rs. in crores)	5,226	35,769	7,297	48,292

## RECOGNITIONS

1. Madhya Pradesh eTenders Portal bagged Technology Sabha Award under IoT category, in August 2022. Award has been received by OIC CoE MPSEDC and team at Kolkata on 25<sup>th</sup> August 2022.
2. Madhya Pradesh Tender Portal won the Computer Society of India (CSI) SIG e-Governance Award of Appreciation for 2021 in the Project Category. The award was presented at the 19<sup>th</sup> CSI SIG e-Governance Awards ceremony on April 23, 2022 at Motilal Nehru National Institute of Technology (MNNIT), Allahabad, Prayagraj, Uttar Pradesh.

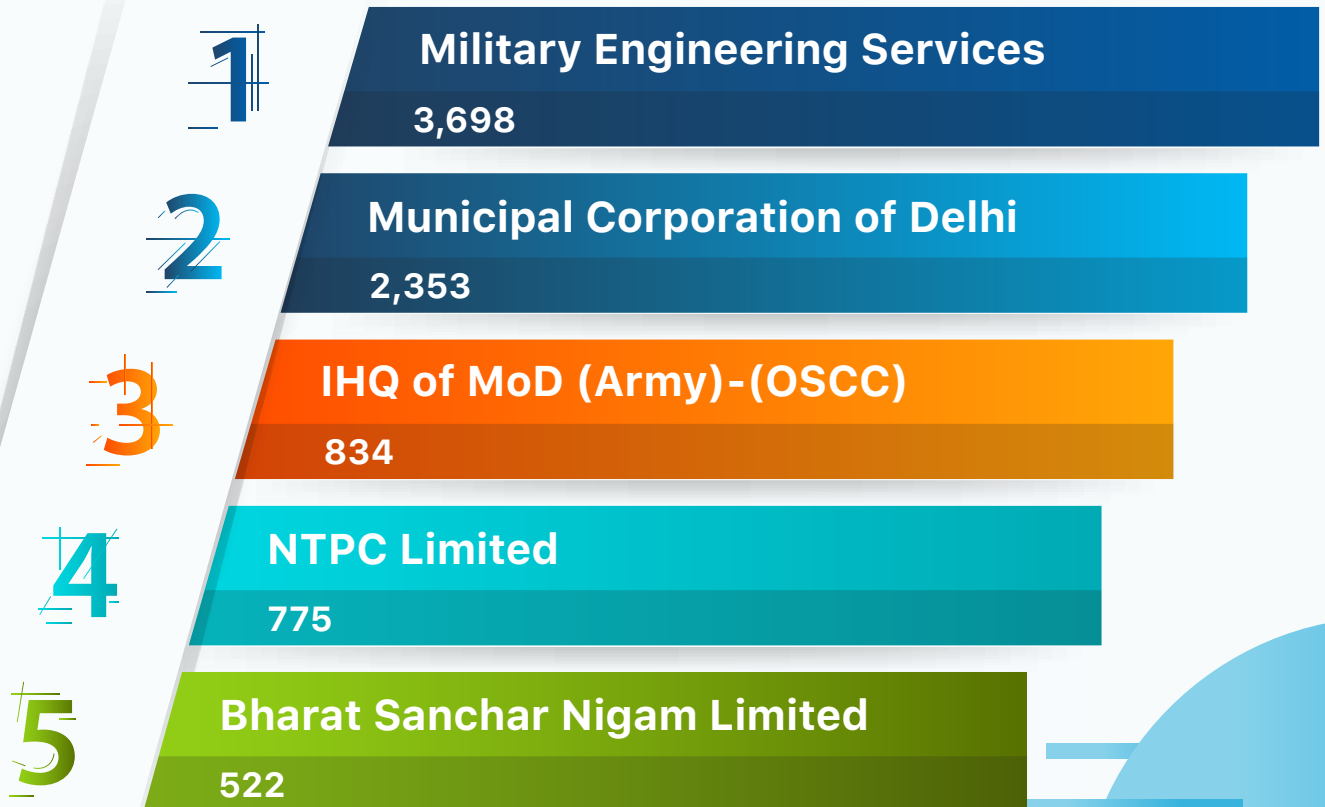


## OVER ALL STATISTICS CATEGORY WISE AND TENDER TYPE WISE



## TOP 5 CENTRAL GOVERNMENT ENTITIES (CPPP)

for eProcurement in this Month (No. of Tenders)





## GLIMPSE OF MAJOR WORKSHOP DURING MONTH DECEMBER



One day training on eProcurement on the 23<sup>rd</sup> of December 2024 for the officials of Dhanvantri Library University of Jammu.



One day training program on eProcurement for Maharashtra Industrial Development Corporation (MIDC). 65 officers attended the training.



One day training on eProcurement on 13<sup>th</sup> of December 2024 for the officials of Revenue Department (Srinagar).



Half day online training on Tender Cum Auction for the officials of Bridge And Roof Company (India) Limited and Jhabua power Limited (A JV on NTPC Limited) on 18<sup>th</sup> Dec 2024. Around 40 officials attended the training.



One day training on eProcurement for the officials of chief Engineer, PWD Mechanical Department, Nagaland on 16<sup>th</sup> December 2024.



As part of MDP, "Training on Public Procurement Basic/ Advanced" organised by DoE, Min of Finance at Arun Jaitley National Institute of Financial Management, Faridabad, one training was conducted during the month December 2024. Around 50 officials attended the training.

# MONTHLY STATISTICS AND SUPPORT / ASSISTANCE

(<https://eprocure.gov.in>)

# SMS Sent	30,99,259
# Mails Sent	39,41,362
# Tender	1,92,290
# Value of Tenders	₹ 2,55,364 Cr.
Award of Contract (AoC)	70,236
No. of Payments done through online	3,40,272
Value of payment done through online	₹ 2,564.15 Cr.
# Visitors this month	1,61,901
# Department Users up to the month	5,67,914
# Bidders/ Contractors up to the month	7,00,000

Daily Web Learning (eprocure.gov.in)	Mon – Fri (2.30- 4.30 PM) <a href="http://webcon.nic.in/">http://webcon.nic.in/</a>
eProcurement (eprocure.gov.in) eAuction (eauction.gov.in)	Wednesday (2.00- 5.30 PM)
Centralized 24 X 7 Telephonic Help Desk & eMail Support	0120-4200462 0120-4001002 0120-4001005 support-eproc@nic.in
# Support Calls	30,045
# Support Mails	5,791
# Tender Cum Auction	1,040
# People who attended Web Learning	58

## NIC eProcurement (GePNIC) Tender Statistics for the Month of December - 2024

Sl. No	State/Organization	Current Financial Year - 2024-25						Cumulative Tenders since inception		Bid Awards 2024-25 Up to the Month	
		During the Month (December 2024)		Previous Month (November 2024)		Up to the month 2024-25		No.	Value (Rs. in crores)	No.	Contract Value (Rs. in crores)
		No.	Value (Rs. in crores)	No.	Value (Rs. in crores)	No.	Value (Rs. in crores)				
<b>A</b>	<b>Central Public Procurement Portal</b>										
1	Central CPSEs	5,148	62,268	4,087	45,447	29,611	4,76,603	2,23,076	29,99,968	6,533	27,294
2	Defence Establishments	5,038	6,241	5,218	3,976	45,839	39,222	3,63,219	2,57,356	22,732	13,813
3	Central Govt Organisation	4,655	25,906	4,208	11,048	38,704	1,92,695	11,69,798	45,44,552	4,408	1,35,087
4	PM Gram Sadak Yojana	544	1,260	864	2,965	6,743	21,726	2,07,163	6,05,416	1,987	7,855
	<b>SUB TOTAL</b>	<b>15,385</b>	<b>95,675</b>	<b>14,377</b>	<b>63,436</b>	<b>1,20,897</b>	<b>7,30,247</b>	<b>19,63,256</b>	<b>84,07,291</b>	<b>35,660</b>	<b>1,84,050</b>
<b>B</b>	<b>Major Central Public Sector Enterprises &amp; Defence PSUs</b>										
1	Coal India Limited	2,286	873	2,033	1,129	18,651	13,855	3,42,099	6,26,377	16,186	15,571
2	Bharat Heavy Electricals Ltd	1,046	1,155	956	366	8,770	6,887	43,129	36,713	274	1,043
3	NTPC	861	801	795	97	7,806	5,574	92,977	3,28,107	1,078	2,552
4	Indian Oil Corp Ltd	618	2,978	630	3,237	6,334	36,914	1,84,159	4,81,926	2,230	14,828
5	Defence PSUs #	229	378	242	720	1,760	2,887	31,815	30,071	142	185
6	Chennai Petroleum Corp Ltd	57	173	42	82	378	561	9,897	1,379	26	62
	<b>SUB TOTAL</b>	<b>5,097</b>	<b>6,360</b>	<b>4,698</b>	<b>5,631</b>	<b>43,699</b>	<b>66,679</b>	<b>7,04,076</b>	<b>15,04,573</b>	<b>19,936</b>	<b>34,240</b>

# Comprises of Goa Shipyard Ltd, Hindustan Shipyard Ltd, Mishra Dhatu Nigam Ltd, Mazagon Dock Ltd, Bharat Electronics Ltd, Garden Reach Ship Builders and Engineers Ltd.



### NIC eProcurement (GePNIC) Tender Statistics for the Month of December - 2024

Sl. No	State/Organization	Current Financial Year - 2024-25						Cumulative Tenders since inception		Bid Awards 2024-25 Up to the Month	
		During the Month (December 2024)		Previous Month (November 2024)		Up to the month 2024-25					
		No.	Value (Rs. in crores)	No.	Value (Rs. in crores)	No.	Value (Rs. in crores)	No.	Value (Rs. in crores)	No.	Contract Value (Rs. in crores)
<b>C) States &amp; Union Territories</b>											
1	West Bengal	38,512	4,589	21,586	4,151	2,52,191	36,915	16,75,958	6,68,875	1,22,017	21,257
2	Kerala	25,451	3,460	20,718	3,867	94,043	34,800	10,79,528	4,51,551	44,492	15,660
3	Uttar Pradesh	22,761	16,135	23,410	14,347	1,49,226	1,10,433	16,78,412	17,82,048	21,067	15,717
4	Maharashtra	17,535	15,069	2,422	8,441	1,48,028	2,62,897	18,75,600	17,12,942	87,031	36,38,187
5	Jammu & Kashmir	12,547	1,424	22,371	3,807	1,05,014	17,086	8,03,405	2,49,053	264	130
6	Rajasthan	12,422	72,366	6,114	21,369	94,444	1,83,576	7,64,285	14,03,939	1,832	3,858
7	Tamil Nadu	11,051	7,989	9,823	10,894	73,762	68,526	5,83,469	5,67,801	33,847	39,390
8	Madhya Pradesh	7,415	8,530	6,148	5,404	49,511	72,466	4,35,637	8,97,653	24,082	48,283
9	Haryana	6,574	3,162	6,240	4,589	50,260	32,638	4,84,418	3,58,653	26,577	17,385
10	Odisha	3,973	3,844	4,942	4,097	21,117	20,084	4,98,181	5,38,812	15,679	14,594
11	NCT of Delhi	2,598	1,665	1,711	2,268	14,160	9,801	3,40,390	1,86,120	469	157
12	Punjab	2,415	2,138	3,414	1,773	20,150	20,621	2,58,893	2,07,164	11,477	7,577
13	Himachal Pradesh	1,635	1,285	1,515	1,097	10,492	11,063	1,34,467	1,18,452	4,405	3,969
14	Jharkhand	1,369	3,831	154	1,441	14,882	34,609	1,24,289	4,74,553	7,093	21,492
15	Assam	1,243	2,208	645	2,142	5,891	16,583	63,521	2,66,313	4,256	17,528
16	Tripura	1,058	859	1,059	697	7,398	7,175	54,977	46,004	5,474	3,422
17	Uttarakhand	1,011	1,907	973	1,288	8,258	12,730	89,206	1,71,418	1,450	11,523
18	Chandigarh UT	561	129	517	102	4,463	1,482	1,00,240	34,940	2,650	778
19	Goa	423	1,027	553	765	3,582	5,088	18,687	26,095	1,860	1,665
20	Ladakh	409	178	660	499	4,980	5,145	34,950	24,271	111	85
21	Andaman	382	170	383	106	2,786	1,655	16,920	12,014	147	31
22	Puducherry	249	95	171	155	1,510	885	16,610	8,380	754	343
23	Daman and Diu	67	60	62	86	408	767	3,773	11,769	5	5
24	Dadra and Nagar Haveli	33	356	46	576	337	1,965	7,126	18,165	71	352
25	Lakshadweep	32	8	31	47	280	774	2,995	7,070	2	5
26	Arunachal Pradesh	29	320	40	376	180	2,082	1,838	20,922	2	12
27	Manipur	27	363	18	318	132	2,210	2,625	37,046	9	146
28	Meghalaya	15	149	10	81	80	1,234	1,580	13,432	8	20
29	Sikkim	7	15	3	0	18	64	699	8,405	6	727
30	Mizoram	3	0	4	23	15	574	395	5,148	1	1
31	Nagaland	1	0	7	95	83	435	658	4,022	17	66
	<b>Sub Total</b>	<b>1,71,808</b>	<b>1,53,330</b>	<b>1,35,750</b>	<b>94,899</b>	<b>11,37,681</b>	<b>9,76,366</b>	<b>1,11,53,732</b>	<b>1,03,33,030</b>	<b>4,17,155</b>	<b>38,84,367</b>
	<b>GRAND TOTAL</b>	<b>1,92,290</b>	<b>2,55,364</b>	<b>1,54,825</b>	<b>1,63,965</b>	<b>13,02,277</b>	<b>17,73,291</b>	<b>1,38,21,064</b>	<b>2,02,44,894</b>	<b>4,72,751</b>	<b>41,02,657</b>