

CPPP

JUNE 2025

NEWSLETTER

Central Public Procurement Portal (CPPP)

Central Public Procurement Portal provides a single point access to all the tendering information on various procurement made across the country. It is integrated with Government eMarketplace and is called as GeM-CPPP. It hosts the Government eProcurement System (GePNIC®) for electronic procurement developed by National Informatics Centre in close coordination with Department of Expenditure, Ministry of Finance.

It facilitates

ePublishing: Publishing of tender enquiries, corrigendum & award of contract details.

XML: Facilitates publishing the metadata of tenders published by organisations using varied eProcurement System.

GeM Bids: All the bids published on Government eMarket Place is also shown here.

eProcurement: Complete gamut of Procurement Goods, Works and Services including Global Tenders, Pre-Post integrations and is implemented in around 800+ Central Government Ministries / Departments and Public Sector Units, it is also used in 31 State Government/Union Territories for online tendering. Many World Bank and ADB tenders are processed using this GePNIC® platform.

During June 2025

#Value	#Tenders
₹ 1.68 Lakh Cr.	2.00 Lakh

Cumulative Since Inception

#Value	#Tenders
₹217.37 Lakh Cr.	148.61 Lakh

Since Inception

#Bidders/ Contractors	#Department Users
7 Lakh	5.89 Lakh

State in Focus

<https://mahatenders.gov.in/nicgep/app>

Government of Maharashtra adopted GePNIC in 2010, and since then the state processed over 4 lakh tenders worth more than ₹5 lakh crore.




Maharashtra is one of the states that has its own procurement rules—namely the Revised Manual of Office Procedures for Procurement (Dec 2016)—operated in harmony with central GFR/CVC/CPMP standards.

Tender Published during 2024-25

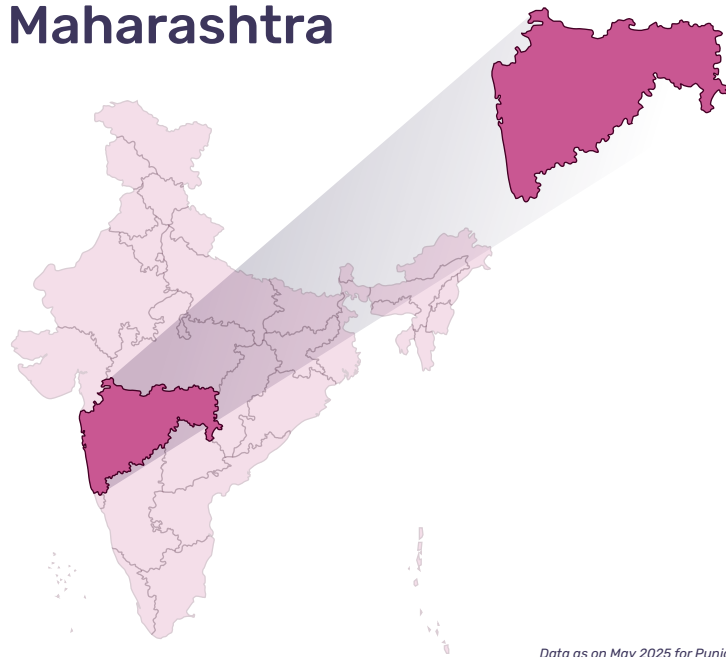
	Goods	10.8%
	Works	82.1%
	Services	7.1%

	Goods	Works	Services	Total
Numbers	21,547	1,64,377	14,179	2,00,103
Value (Rs. in Crores)	₹ 22,105	₹ 2,44,539	₹ 48,078	₹ 3,14,722

Bid awarded during 2024-25

	Numbers of Tenders		Value (Rs. in Crores)
	16%	3,451	₹ 5,247.12
	26.3%	43,187	₹ 1,48,585
	15%	2,133	₹ 14,612.5

Maharashtra



Data as on May 2025 for Punjab

Few Top Product categories

Aprox. Values



Civil Works ----- 57%



Electrical Works ----- 4%



Civil Works - Roads ----- 5%

The act includes provisions such as:

- The procurement frameworks integrate central-level rules, including General Financial Rules (GFR 2017) and CVC-CPMP guidelines, ensuring transparency and financial propriety .
- State-reserved provisions conflict or complement central rules; however, the overarching process aligns with national e-tendering standards.

Revised Manual of Office Procedures for Procurement by Government Departments (enforced December 1, 2016)

- Mandatory for all procurement by state government departments.
- Includes standardized processes for e-tendering, single-source procurements, rate contracts, and technical bidding.
- Defines thresholds (e.g., goods > ₹1 lakh, works > ₹5 lakh) for compulsory e-procurement via GePNIC-based portals

Maharashtra Manual of Office Procedure, 2023

- Updated administrative manual covering office workflows, file management, noting, drafting, and approval processes.
- Serves as the administrative backbone that supports and clarifies the procurement manual

Organisations Onboarded in this month

01

Bamboo Development Agency – Mizoram
Ministry of Commerce & Industries



02

Indian Institute of Information Technology Kalyani
Ministry of Education



03

Sindhu Resettlement Corporation Limited
Ministry of Ports, Shipping and Waterways



04

National Institute of Technology Mizoram
Ministry of Education



Procuring Entities floated first tender in this month

1

All India Institute of Medical Sciences Vijaypur
Jammu - Ministry of Education Bamboo
Ministry of Commerce & Industries



2

Indira Gandhi Rashtriya Uran Akademi (IGRUA)
Ministry of Civil Aviation



3


Rajiv Gandhi National Aviation University
Ministry of Civil Aviation



Glimpse of Major Trainings

During Month June

01



One day training on eProcurement for the officials of Civic Training Institute and Research Centre, Mumbai on 6th June 2025 at Maharashtra. Twenty five officers attended the session.

02



One day training on eProcurement for officials of Maharashtra Industrial Development Corporation on 10th June 2025 at Maharashtra.

03



One day training on eProcurement for the officials of Department of Industries & Commerce, Government of Nagaland on 10th June 2025.

04



One day training on eProcurement for the officials of RITES Ltd on 11th June 2025 at RITES, Gurugram. Around 60 official attended the training offline & online.

05



One day training on eProcurement for Directorate of Maharashtra Fire Services on 11th June 2025 at Maharashtra.

06



One day training on eProcurement for the officials of Directorate of Health Services (Maharashtra State) on 13th June 2025. 30 officers attended the training.

Glimpse of Major Training Continues...

During Month June

07



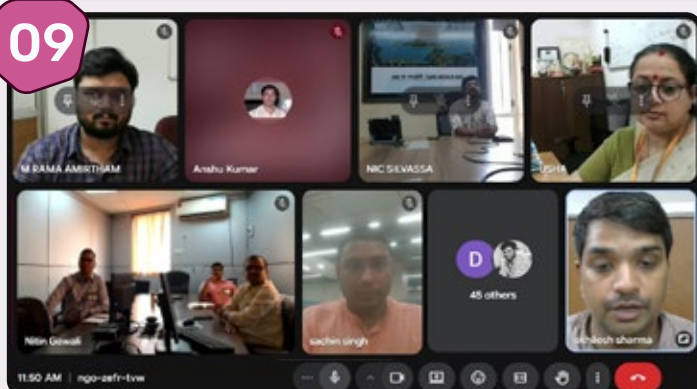
A three day training on eProcurement from 24th June 2025 to 26th June 2025 for officials from the Departments of Sports, Tourism, Police, and Environment & Forest at UT of Lakshadweep.

08



One day training on eProcurement on 25th June 2025 for the officials of Home Department at JKIMPARD, Jammu. Training was attended by 17 Officers.

09



One day online training on Tender cum Auction on 25th June 2025 for the officials of Mazagon Dock Shipbuilders Limited and National High Speed Rail Corporation Limited. Around 70 officials attended the training.

10



One day training on eProcurement for Brihanmumbai Municipal Corporation on 27th June 2025 at Maharashtra. 28 officers attended the training.

11

As part of MDP, "Training on Public Procurement Basic/Advanced" organised by DoE, Min of Finance at Arun Jaitley National Institute of Financial Management, Faridabad, Two trainings were conducted during the month June 2025. Around 65 officials attended the training.

Monthly Statistics and Support / Assistance

(<https://eprocure.gov.in>)

# SMS Sent	27,34,811	Daily Web Learning (eprocure.gov.in)	Mon – Fri (2.30- 4.30 PM) https://eprocure.gov.in/cppp/trainingdisp
# Mails Sent	35,59,939	eProcurement (eprocure.gov.in)	Wednesday (2.00- 5.30 PM)
# Tender	1,67,826	eAuction (eauction.gov.in)	
# Value of Tenders	₹2,00,741 Cr.	Centralized 24 X 7 Telephonic Help Desk & eMail Support	0120-4001002 0120-4711508 support-eproc@nic.in
Award of Contract (AoC)	65,580	# Support Calls	29,286
No. of Payments done through online	3,14,475	# Support Mails	6,995
Value of payment done through online	₹2,311.8 Cr.	# Tender Cum Auction	1,417
# Visitors this month	2,02,656	# People who attended Web Learning	59
# Department Users up to the month	5,89,149		
# Bidders/ Contractors up to the month	7,00,000		

NIC eProcurement (GePNIC) Tender Statistics for the Month of June - 2025

Sl. No.	State/Organization	Current Financial Year - 2025-26						Cumulative Tenders since inception		Bid Awards 2025-26	
		During the Month (June 2025)		Previous Month (May 2025)		Up to the month 2025-26				Up to the Month	
		No.	Value (Rs. in crores)	No.	Value (Rs. in crores)	No.	Value (Rs. in crores)	No.	Value (Rs. in crores)	No.	Contract Value (Rs. in crores)
A	Central Public Procurement Portal										
1	Defence Establishments	6,182	6,410	5,949	5,325	15,303	15,150	3,91,866	2,88,412	5,250	5,037
2	Central Govt Organisation	3,874	14,724	4,167	14,141	11,298	91,698	11,94,081	48,02,167	1,374	1,05,746
3	Central CPSEs	2,659	29,403	2,931	42,299	8,231	1,41,551	2,41,921	32,46,635	2,263	24,746
4	PM Gram Sadak Yojana	654	4,278	1,292	5,599	2,651	13,476	2,12,109	6,44,160	652	5,974
	SUB TOTAL	13,369	54,816	14,339	67,364	37,483	2,61,877	20,39,977	89,81,374	9,539	1,41,504
B	Major Central Public Sector Enterprises & Defence PSUs										
1	Coal India Limited	1,971	1,664	1,867	688	5,004	3,338	3,56,211	6,34,361	5,402	4,330
2	Bharat Heavy Electricals Ltd.	1,053	1,125	1,159	1,316	3,275	3,907	49,745	43,124	93	65
3	NTPC	723	204	799	81	2,339	1,223	97,761	3,31,413	312	1,079
4	Indian Oil Corp Ltd	339	12,025	389	5,830	1,122	20,281	1,86,782	5,32,893	648	3,750
5	Defence PSUs #	203	11,220	234	410	691	13,831	33,119	44,534	26	17
6	Chennai Petroleum Corp Ltd	57	73	48	47	135	267	10,122	1,785	1	1
	SUB TOTAL	4,346	26,310	4,496	8,372	12,566	42,846	7,33,740	15,88,109	6,482	9,241

Comprises of Goa Shipyard Ltd, Hindustan Shipyard Ltd, Mishra Dhatu Nigam Ltd, Mazagon Dock Ltd, Bharat Electronics Ltd, Garden Reach Ship Builders and Engineers Ltd.

NIC eProcurement (GePNIC) Tender Statistics for the Month of June - 2025

Sl. No.	State/Organization	Current Financial Year - 2025-26						Cumulative Tenders since inception		Bid Awards 2025-26 Up to the Month	
		During the Month (June 2025)		Previous Month (May2025)		Up to the month 2025-26				No.	Contract Value (Rs. in crores)
		No.	Value (Rs. in crores)	No.	Value (Rs. in crores)	No.	Value (Rs. in crores)	No.	Value (Rs. in crores)		
C) States & Union Territories											
1	West Bengal	42,241	3,352	41,789	9,328	1,04,759	20,140	18,72,362	7,00,306	38,987	7,643
2	Uttar Pradesh	17,923	10,952	22,320	14,905	64,573	49,624	18,45,510	18,89,401	18,827	12,587
3	Tamil Nadu	14,724	9,359	12,378	11,742	47,500	32,566	6,55,655	6,46,719	13,475	10,778
4	Rajasthan	14,177	29,985	17,078	28,371	45,008	80,858	8,34,355	15,32,601	861	1,762
5	Maharashtra	13,522	21,271	14,492	44,792	41,781	85,292	19,69,455	18,50,059	23,186	27,268
6	Kerala	10,806	3,808	8,633	4,289	30,435	12,980	11,93,036	4,78,693	38,628	7,156
7	Madhya Pradesh	7,069	9,828	8,859	13,269	23,108	32,256	4,84,474	10,22,228	9,492	15,679
8	Jammu & Kashmir	5,885	2,889	2,850	1,024	11,500	4,886	8,30,933	2,57,618	43	37
9	Haryana	5,463	6,240	6,093	7,210	18,121	17,222	5,19,304	3,90,279	10,971	6,563
10	Punjab	4,098	4,491	4,449	4,734	12,248	11,831	2,81,126	2,43,528	5,606	13,780
11	Himachal Pradesh	3,116	1,588	2,618	1,421	7,491	5,069	1,50,310	1,36,188	2,213	950
12	Odisha	2,899	4,858	3,502	2,655	9,487	11,087	5,19,103	5,64,163	7,638	5,269
13	NCT of Delhi	2,040	1,559	2,658	1,800	6,018	4,377	3,50,637	1,94,584	87	53
14	Jharkhand	1,344	1,245	1,180	1,511	3,514	3,893	1,31,234	4,83,175	2,478	3,559
15	Tripura	1,028	941	1,340	863	3,234	2,454	61,675	52,557	1,917	1,362
16	Uttarakhand	769	1,955	1,132	1,566	3,083	5,343	95,535	1,82,534	1,376	4,774
17	Chandigarh UT	661	356	703	436	1,907	1,311	1,03,603	36,963	902	1,152
18	Assam	555	2,400	491	3,918	1,630	9,449	67,587	2,85,929	1,359	3,844
19	Goa	509	644	637	427	2,269	1,762	22,989	29,553	786	2,268
20	Ladakh	503	393	642	684	1,748	1,599	37,866	27,108	56	27
21	Puducherry	286	256	317	166	916	536	18,320	9,526	478	175
22	Andaman	275	118	296	98	850	717	18,926	12,986	26	4
23	Manipur	45	196	41	212	110	488	2,854	39,004	5	77
24	Dadra and Nagar Haveli	37	292	33	106	109	483	7,345	19,047	15	109
25	Arunachal Pradesh	36	385	60	344	163	1,084	2,403	26,224	18	181
26	Daman and Diu	31	121	61	769	152	1,080	4,147	13,239	5	1
27	Meghalaya	27	83	13	398	72	1,584	1,693	17,469	3	1,134
28	Lakshadweep	25	25	20	12	67	73	3,160	7,833	0	0
29	Sikkim	12	18	12	72	36	148	756	8,688	1	10
30	Nagaland	4	0	0	0	6	0	675	4,176	6	202
31	Mizoram	1	5	4	32	9	133	412	5,396	1	0
	Sub Total	1,50,111	1,19,615	1,54,701	1,57,155	4,41,904	4,00,325	1,20,87,440	1,11,67,774	1,79,446	1,28,403
GRAND TOTAL		1,67,826	2,00,741	1,73,536	2,32,891	4,91,953	7,05,047	1,48,61,157	2,17,37,257	1,95,467	2,79,148