

January 2026

CPPP NEWSLETTER

Central Public Procurement Portal (CPPP)

Central Public Procurement Portal provides a single point access to all the tendering information on various procurement made across the country. It is integrated with Government eMarketplace and is called as GeM-CPPP. It hosts the Government eProcurement System (GePNIC®) for electronic procurement developed by National Informatics Centre in close coordination with Department of Expenditure, Ministry of Finance.

It facilitates :

ePublishing: Publishing of tender enquiries, corrigendum & award of contract details.

GeM Bids: All the bids published on Government eMarket Place is also shown here.

XML: Facilitates publishing the metadata of tenders published by organisations using varied eProcurement System.

eProcurement: Complete gamut of Procurement Goods, Works and Services including Global Tenders, Pre-Post integrations and is implemented in around 800+ Central Government Ministries / Departments and Public Sector Units, it is also used in 31 State Government/Union Territories for online tendering. Many World Bank and ADB tenders are processed using this GePNIC® platform.

During January
2026

#Tenders
2.07 Lakh

#Value
₹ 2.72 Lakh Cr.

Cumulative Since
Inception

#Tenders
163.8 Lakhs

#Value
₹235.4 Lakh Cr.

Since Inception

#Bidders/ Contractors
8.14 Lakhs

#Department Users
6.15Lakhs

National Informatics Centre
A-Block, CGO Complex, Lodhi
Road, Delhi-110 003
cppp-nic@nic.in

Procurement Policy Division
Department of Expenditure
Ministry of Finance
Kartavya Bhawan - I, New Delhi
cppp-doe@nic.in

Centralized 24 X 7 Telephonic
Help Desk & eMail Support
0120-4001005 | 0120-4493395
support-eproc@nic.in

State in Focus

Rajasthan



The Rajasthan e-Tendering Portal is a centralized digital platform for managing public procurement across Government of Rajasthan departments. It ensures transparency, efficiency, and accountability throughout the tendering lifecycle. The portal has enabled 20,85,287 tenders with an aggregate value of ₹ 2,022,681 crore, supporting infrastructure and service procurement.

<https://eproc.rajasthan.gov.in/>




It provides end-to-end e-tendering from bid publication to contract award. The platform strengthens competitive bidding and supports Rajasthan's digital governance initiatives.

The act includes provisions such as:




- **Rajasthan Transparency in Public Procurement Act, 2012 (RTPP Act)** – Provides the legal framework to ensure transparency, fairness and competition in all government procurements in Rajasthan.
- **Rajasthan Transparency in Public Procurement Rules, 2013 (RTPP Rules)** – Prescribes detailed procedures for tendering, including mandatory e-procurement, bid submission, evaluation and award.
- **Mandatory e-Procurement** – As per RTPP Rules and state notifications, procurement above specified financial thresholds must be conducted through the e-procurement system.
- **Use of Digital Signature Certificates (DSC)** – Electronic bids must be digitally signed in compliance with the IT Act, 2000.
- **State Public Procurement Portal (SPPP)** – Mandated for publication of tenders, corrigenda, bidder details and award information to ensure public transparency.
- **Rajasthan e-Procurement Portal (eproc.rajasthan.gov.in)** – Official platform for online tender publication, bid submission, opening and evaluation.

Tender Published during 2025-26

 Goods	14.81%
 Works	74.60%
 Services	10.60%

	Numbers	Value (Rs. in Crores)
 Goods	18,253	₹ 23,125.35
 Works	91,972	₹ 1,08,815.13
 Services	13,064	₹ 25,672.16
Total	1,23,289	₹ 1,57,612.64

Bid awarded during 2025-26

	Numbers of Tenders	Value (Rs. in Crores)
 Goods	962	₹ 824.66
 Works	908	₹ 5,281.95
 Services	470	₹ 282.11

Procuring entities floated first tender in this month

01

HLL Biotech Limited

Ministry of Health and Family Welfare

02

Central University of Odisha

Ministry of Education

03

ERNET India

Ministry of Electronics and Information Technology

04

North East Cane and Bamboo Development Council Burnihat

Ministry of Development of North Eastern Region

Organisations Onboarded in this month

01

HLL Biotech Limited

Ministry of Health and Family Welfare

02

NTPC SAIL POWER COMPANY LIMITED

Ministry of Power

03

Dyal Singh College

Ministry of Education

04

All India Institute Of Medical Sciences (AIIMS) Deoghar

Ministry of Health and Family Welfare

Glimpse of Major Workshop

During Month January

One day training on eProcurement system for Dhule Medium Project Div, WRD Maharashtra, on 9th of January 2026. Around 4 officers attended the training



One day training program on e-Procurement system for Mahatma Phule Renewable Energy and Infrastructure Technology Mumbai, on 13th of January 2026. Around 25 officers attended the training.



One day training program on e-Procurement system for Goods and Services Tax Office Mumbai, on 29th of January 2026. Around 10 officers attended the training.

One day training program on e-Procurement system for Directorate of Health Services, Mumbai, on 20th of January 2026. Around 3 officers attended the training.



One day training program on e-Procurement system for the Officials of the Department of Economics & Statistics, Nagaland, on 23rd of January 2026. Around 9 officers attended the training.



One day training program on e-Procurement system for State Health Agency Ayushman, Jammu, on 23rd of January 2026. Around 6 officers attended the training.

One day training program on e-Procurement system for the NTPC SAIL POWER COMPANY LIMITED, New Delhi, on 21st of January 2026. Around 40 officers attended the training.



Monthly Statistics and Support / Assistance

(<https://eprocure.gov.in>)

# SMS Sent	34,87,863
# Mails Sent	43,28,102
# Tender	2,06,901
# Value of Tenders (in Cr.)	₹2,71,787
Award of Contract (AoC)	75,475
No. of Payments done through online	3,81,312
Value of payment done through online (in Cr.)	₹3,360.6

# Tender Cum Auction	1,229
# Support Calls	46,238
# Support Mails	6,628
# Web Learning Participants	72
# Visitors this month	1,79,392
# Department Users up to the month	6,15,245
# Bidders/ Contractors up to the month	8,14,181

Daily Web Learning on eProcurement (Various Topics- eprocure.gov.in)

Mon – Fri (2.30- 4.30 PM)
<https://eprocure.gov.in/cppp/trainingdisp>

Weekly Web Learning on eAuction (eauction.gov.in)

2.00- 5.30 PM
 Wednesday



**Centralized 24 X 7
 Telephonic Help Desk & eMail Support**

0120-4001005 | 0120-4493395
support-eproc@nic.in

NIC eProcurement (GePNIC) Tender Statistics for the Month of January 2026

Sl. No	State/Organisation	Current Financial Year 2025–26						Cumulative Tenders		Bid Awards 2025–26 Up to the Month	
		During the Month (January 2026)		During the Month (December 2025)		Up to the Month (2025–26)					
		No.	Value (Rs. in crores)	No.	Value (Rs. in crores)	No.	Value (Rs. in crores)	No.	Value (Rs. in crores)	No.	Contract Value (Rs. in crores)
A	Major Central Public Sector Enterprises & Defence PSUs										
1	Coal India Limited	1781	₹ 543.8	1953	₹ 1,038.1	18480	₹ 18,025.4	369687	₹ 649,049.1	16449	₹ 17,690.5
2	Bharat Heavy Electricals Ltd.	1203	₹ 1,338.4	1137	₹ 580.7	10765	₹ 10,886.8	57235	₹ 50,104.2	301	₹ 264.1
3	NTPC	1025	₹ 105.3	1049	₹ 177.2	8614	₹ 17,962.4	104036	₹ 348,152.3	1055	₹ 2,744.1
4	Indian Oil Corp Ltd	469	₹ 3,332.6	400	₹ 3,523.0	4025	₹ 45,678.0	189685	₹ 558,289.3	2634	₹ 16,825.1
5	Defence PSUs #	169	₹ 136.4	162	₹ 164.0	1876	₹ 16,578.8	34304	₹ 47,281.3	106	₹ 219.7
6	Chennai Petroleum Corp Ltd	12	₹ 11.2	25	₹ 38.7	367	₹ 693.7	10354	₹ 2,211.7	29	₹ 41.5
	SUB TOTAL	4659	₹ 5,467.7	4726	₹ 5,521.7	44127	₹ 109,825.1	765301	₹1,655,088.0	20574	₹ 37,785.0
B	Central Public Procurement Portal										
1	Defence Establishments	4604	₹ 4,251.4	5020	₹ 5,827.7	51670	₹ 55,347.9	428233	₹ 328,609.2	30722	₹ 23,593.1
2	Central Govt. Organisation	4332	₹ 69,578.2	4237	₹ 18,495.2	40390	₹ 441,267.2	1223173	₹5,151,735.6	4845	₹ 300,464.0
3	Central CPSEs	4325	₹ 67,810.8	4380	₹ 52,695.3	35725	₹ 542,035.7	269415	₹3,647,119.1	11603	₹ 54,164.9
4	PM Gram Sadak Yojana	525	₹ 2,992.9	198	₹ 730.5	8023	₹ 42,025.8	217481	₹ 672,709.6	4051	₹ 35,484.9
	SUB TOTAL	13786	₹ 144,633.3	13835	₹ 77,748.7	135808	₹1,080,676.6	2138302	₹9,800,173.5	51221	₹ 413,707.0

Comprises of Goa Shipyard Ltd, Hindustan Shipyard Ltd, Mishra Dhatu Nigam Ltd, Mazagon Dock Ltd, Bharat Electronics Ltd, Garden Reach Ship Builders and Engineers Ltd.

NIC eProcurement (GePNIC) Tender Statistics for the Month of January 2026

Sl. No	State/Organisation	Current Financial Year 2025–26						Cumulative Tenders		Bid Awards 2025–26 Up to the Month	
		During the Month (January 2026)		During the Month (December 2025)		Up to the Month (2025–26)					
		No.	Value (Rs. in crores)	No.	Value (Rs. in crores)	No.	Value (Rs. in crores)	No.	Value (Rs. in crores)	No.	Contract Value (Rs. in crores)
C States & Union Territories											
1	West Bengal	44424	₹ 6,508.5	66027	₹ 6,106.3	568790	₹ 67,618.2	2336393	₹ 747,784.6	217857	₹ 36,869.5
2	West Bengal SDC	22469	₹ 1,004.9	39664	₹ 3,181.7	62133	₹ 4,186.6	1816	₹ 116.7	62133	₹ 4,186.6
3	Uttar Pradesh	17885	₹ 17,257.1	18981	₹ 16,309.3	197275	₹ 139,280.3	1978212	₹1,979,057.7	52736	₹ 33,970.0
4	Rajasthan	15789	₹ 11,100.9	13975	₹ 9,331.3	130386	₹ 164,152.9	919733	₹1,615,895.6	2866	₹ 22,547.4
5	Kerala	15547	₹ 4,997.5	5865	₹ 2,175.3	162407	₹ 42,562.5	1325008	₹ 508,276.2	113663	₹ 32,914.2
6	Tamil Nadu	14811	₹ 14,312.6	12715	₹ 10,323.0	134592	₹ 130,211.5	742747	₹ 744,364.8	58958	₹1,315,712.4
7	Maharashtra	12326	₹ 13,510.1	17183	₹ 40,567.5	157613	₹ 257,913.5	2085287	₹2,022,681.0	91986	₹ 141,817.6
8	Madhya Pradesh	8027	₹ 12,464.8	8051	₹ 11,334.5	73545	₹ 98,153.1	534911	₹1,088,125.8	38578	₹ 55,950.0
9	Jammu & Kashmir	7377	₹ 2,239.2	8761	₹ 1,433.1	124492	₹ 18,208.4	943925	₹ 270,940.7	205	₹ 57.6
10	Haryana	5956	₹ 5,130.6	8190	₹ 4,546.0	63270	₹ 54,166.6	564453	₹ 427,223.5	36864	₹ 24,329.6
11	Odisha	4465	₹ 4,920.9	5375	₹ 6,226.2	41880	₹ 48,925.3	551496	₹ 602,001.5	25449	₹ 18,255.7
12	Punjab	4074	₹ 8,967.4	4066	₹ 7,524.6	42734	₹ 70,344.7	311612	₹ 302,042.0	19525	₹ 20,137.6
13	Himachal Pradesh	4044	₹ 1,421.2	4218	₹ 7,864.4	35159	₹ 20,618.6	177978	₹ 151,736.8	11554	₹ 6,738.8
14	NCT of Delhi	3049	₹ 2,458.0	2703	₹ 2,421.0	22988	₹ 25,453.4	367607	₹ 215,660.4	236	₹ 243.0
15	Jharkhand	2093	₹ 2,736.8	1684	₹ 3,823.1	13848	₹ 28,333.6	141568	₹ 507,614.7	8076	₹ 12,749.4
16	Assam	1400	₹ 3,987.8	1440	₹ 6,283.3	10253	₹ 43,693.7	76210	₹ 320,173.5	4595	₹ 23,912.7
17	Uttarakhand	1093	₹ 2,106.6	1235	₹ 2,834.6	9849	₹ 19,800.8	102301	₹ 196,991.9	3586	₹ 9,070.0
18	Tripura	1077	₹ 1,063.3	984	₹ 531.2	9704	₹ 7,719.3	68145	₹ 57,821.9	7299	₹ 4,748.3
19	Chandigarh UT	656	₹ 166.6	555	₹ 193.3	5526	₹ 2,255.7	107222	₹ 37,907.6	3269	₹ 1,045.5
20	Goa	530	₹ 1,133.2	227	₹ 81.0	6033	₹ 11,875.7	26753	₹ 39,666.6	3382	₹ 4,338.5
21	Andaman	431	₹ 220.8	461	₹ 188.9	3507	₹ 1,778.1	21583	₹ 14,047.3	167	₹ 15.6
22	Puducherry	417	₹ 240.8	329	₹ 318.1	3380	₹ 1,941.9	20784	₹ 10,932.1	2249	₹ 1,113.5
23	Ladakh	231	₹ 1,558.0	311	₹ 706.8	4933	₹ 5,746.0	41051	₹ 31,254.8	405	₹ 103.9
24	Manipur	107	₹ 784.7	71	₹ 361.6	590	₹ 3,949.7	3334	₹ 42,465.3	34	₹ 283.1
25	Dadra and Nagar Haveli	48	₹ 159.1	48	₹ 191.9	378	₹ 1,917.1	7614	₹ 20,480.8	56	₹ 307.1
26	Lakshadweep	37	₹ 266.5	32	₹ 323.9	263	₹ 1,206.5	3356	₹ 8,966.4	10	₹ 0.1
27	Arunachal Pradesh	37	₹ 673.0	31	₹ 894.6	438	₹ 4,413.3	2678	₹ 29,553.4	51	₹ 707.3
28	Daman and Diu	33	₹ 122.4	30	₹ 259.1	436	₹ 3,591.4	4431	₹ 15,750.2	10	₹ 3.1
29	Sikkim	9	₹ 10.4	5	₹ 218.9	86	₹ 1,015.5	806	₹ 9,556.3	4	₹ 140.3
30	Meghalaya	7	₹ 4.9	30	₹ 497.4	220	₹ 3,288.5	1841	₹ 19,173.3	16	₹ 1,358.2
31	Mizoram	5	₹ 158.2	6	₹ 170.8	42	₹ 724.5	445	₹ 5,987.3	5	₹ 24.3
32	Nagaland	2	₹ -	2	₹ 1.7	39	₹ 145.7	708	₹ 4,321.4	49	₹ 654.3
	SUB TOTAL	188456	₹ 121,686.7	223255	₹ 147,224.3	1886789	₹1,285,192.6	13472008	₹12,048,572.2	765873	₹1,774,305.2
TOTAL		206901	₹ 271,787.7	241816	₹ 230,494.8	2066724	₹2,475,694.3	16375611	₹23,503,833.7	837668	₹2,225,797.2