

■ GePNIC Presence  
■ Non-GePNIC  
■ Joining Soon

# CPPP

March 2026

## NEWSLETTER

Overview of Fin. Year 2025-26

### Central Public Procurement Portal (CPPP)

The Central Public Procurement Portal (CPPP) is a technology-driven e-procurement platform, operational since 2012, that ensures transparency, efficiency, accountability, and ease of doing business for all stakeholders in public procurement. The platform is powered by Government eProcurement System (GePNIC®), a state-of-the-art eProcurement system developed by National Informatic Centre (NIC) in close coordination with Department of Expenditure, Ministry of Finance.

It supports over 800 government entities /Departments/PSUs across 31 states and 53 live instances, including Multilateral Bank (MDB). The platform offers a configurable, end-to-end procurement workflow covering Goods, Works, and Services. It is further strengthened by integrations such as Entity Locker, Government e Marketplace (GeM), e-Bank Guarantee (eBG-NeSL), fostering interoperability, data integrity, and a unified digital procurement ecosystem.

#### It Enables :

- Uniform & Standardized Processes:** A common platform ensures consistent tendering and procurement procedures across all Ministries/Departments/PSUs/States.
- Enhanced Transparency:** Real-time visibility of tender status, bid opening, and contract awards, inspiring greater confidence and accountability.
- Multiple Bid Formats:** Provides flexibility to buyers by supporting multiple bid formats for transparent and need-based procurement.
- Fair, Free, and Fearless Bidding:** A level playing field enabling suppliers across India to participate without regional bias.
- Enhanced Data Security:** Multi-layer authentication digital Signature Certificate with PKI encryption which protect bidder information and ensure data integrity.

During this Fin. Year  
2025-26

#Tenders ----- **24.81 Lakh**

#Value ----- **₹ 46.64 Lakh Cr.**

Bids Received ----- **59.41 Lakhs**

Bids Awarded ----- **10.49 Lakhs**

Cumulative Since Inception

#Tenders ----- **167.77 Lakhs**

#Value ----- **₹253.91 Lakh Cr.**

National Informatics Centre  
A-Block, CGO Complex, Lodhi Road,  
Delhi-110 003  
cPPP-nic@nic.in

Procurement Policy Division  
Department of Expenditure  
Ministry of Finance  
Kartavya Bhawan - I, New Delhi  
cPPP-doe@nic.in

Centralized 24 X 7 Telephonic Help  
Desk & eMail Support  
0120-4001005 | 0120-4493395  
support-eproc@nic.in

## Organisations Onboarded in Financial Year 2025-26



**All India Institute of Medical Sciences, Rajkot**  
Ministry of Health and Family Welfare



**Terra Clean Limited, Delhi**  
Ministry of Corporate Affairs



**All India Institute of Medical Sciences, Vijaypur Jammu**  
Ministry of Health and Family Welfare



**All India Institute Of Medical Sciences, (AIIMS) Deoghar**  
Ministry of Health and Family Welfare



**Bamboo Development Agency, Mizoram**  
Ministry of Commerce & Industries



**Indian Institute of Information Technology Kalyani, West Bengal**  
Ministry of Education



**Sindhu Resettlement Corporation Limited, Gandhidham, Gujarat**  
Ministry of Ports, Shipping and Waterways



**National Institute of Technology, Mizoram**  
Ministry of Education



**HLL Biotech Limited, Chennai, Tamil Nadu**  
Ministry of Health and Family Welfare



**NTPC Sail Power Company Limited, New Delhi**  
Ministry of Power



**Dyal Singh College, New Delhi**  
Ministry of Education

## Regional eProcurement Learning Workshop, Cape Town - South Africa (World Bank)

Worldbank had invited NIC in the two-day Regional e-Procurement Learning Workshop held on 2<sup>nd</sup> & 3<sup>rd</sup> November 2025, to share experiences and practical insights on electronic government procurement (e-GP) reforms. This workshop brought together government representatives, procurement leaders, technical experts, and multilateral partners from across Africa and Asia.

The sessions included case studies and live demonstrations of leading e-procurement platforms such as India's CPPP ,GeM, Power Grid Corporation of India's ERP system, Ethiopia's e-GP system, Tanzania's NeST platform.



## Launch of New GePNIC (e-Tender) Platform for Govt. of West Bengal for APAS (Amader Para Amar Samadhan) and Pathashree Schemes

Govt of West Bengal has launched a flagship infrastructure projects “Amader Para Amader Samadhan” (APAS) and “Pathashree Schemes” for improving the rural infrastructure. NIC eProcurement Division has achieved a major milestone by setting up a second instance of GePNIC in the West Bengal State Data Centre to manage the growing volume of electronic tenders.

This milestone underscores the State Government’s strong institutional trust in NIC’s grassroots digital transformation capabilities and affirms our strategic commitment to architecting resilient, scalable, and interoperable technology solutions. It further reinforces our focus on delivering secure, citizen-centric, and future-ready digital ecosystems that drive efficiency, transparency, and inclusive governance at scale.



Existing Portal: <https://wbtenders.gov.in>

New Portal: <https://tenders.wb.gov.in>

## eUpahaar (2nd Round of Presidential Gift Auction)

The gift items presented to the Hon’ble President and former Presidents on various occasions were auctioned through online portal eUPAHAAR from 1<sup>st</sup> August 2025 to 15<sup>th</sup> October 2025.

The auction has been carried out for the 2<sup>nd</sup> consecutive year using eAuction India Platform developed by NIC. Total 260 items were available for auction.



## PM Mementos eAuction (Seventh Round)


The mementos presented to Hon’ble PM Shri Narendra Modi by prominent personalities were auctioned through <https://pmmementos.gov.in> from 17<sup>th</sup> September 2025 to 31<sup>st</sup> October 2025. These auctions were carried out smoothly for the Seventh consecutive year using eAuction India platform developed by NIC.

The platform has the composite feature of image as well as video display of various items. It also has sections for highlighted items, Be the first to Bid, Most Participated etc.



## Top 6 States in Financial Year 2025-26


FY 2025-26 vs FY 2024-25



**West Bengal**  
#Bidder Reg.: 1.00 Lakhs

Growth in Tender Value **+82.23%**


2024-25		2025-26	
Tenders	Value in Cr.	Tenders	Value in Cr.
3,43,836	48,207	7,21,742	87,855



**Uttar Pradesh**  
#Bidder Reg.: 1.04 Lakhs

Growth in Tender Value **+8.56%**


2024-25		2025-26	
Tenders	Value in Cr.	Tenders	Value in Cr.
2,51,751	1,68,162	2,56,641	1,82,559



**Tamil Nadu**  
#Bidder Reg.: 0.48 Lakhs

Growth in Tender Value **+58.83%**


2024-25		2025-26	
Tenders	Value in Cr.	Tenders	Value in Cr.
98,448	1,14,878	1,66,437	1,82,462



**Kerala**  
#Bidder Reg.: 0.45 Lakhs

Growth in Tender Value **+13.84%**


2024-25		2025-26	
Tenders	Value in Cr.	Tenders	Value in Cr.
1,77,116	48,963	1,95,181	55,740



**Rajasthan**  
#Bidder Reg.: 0.95Lakhs

Growth in Tender Value **-18.36%**

2024-25		2025-26	
Tenders	Value in Cr.	Tenders	Value in Cr.
1,19,506	2,31,380	1,57,296	1,88,898



**Maharashtra**  
#Bidder Reg.: 1.27 Lakhs

Growth in Tender Value **-8.18%**

2024-25		2025-26	
Tenders	Value in Cr.	Tenders	Value in Cr.
2,00,102	3,14,722	1,84,459	2,88,977

## Growth of Major Central Public Sector Enterprises & Defence PSUs

FY 2025-26 vs FY 2024-25

**Coal India Limited**



Growth in Tender Value **+5.54%**

2024-25		2025-26	
Tenders	Value in Cr.	Tenders	Value in Cr.
27,759	18,501	24,140	19,526

**Indian Oil Corp Ltd**



Growth in Tender Value **-24.16%**

2024-25		2025-26	
Tenders	Value in Cr.	Tenders	Value in Cr.
7,835	67,600	4,782	51,265

**Bharat Heavy Electricals Ltd**



Growth in Tender Value **+35.08%**

2024-25		2025-26	
Tenders	Value in Cr.	Tenders	Value in Cr.
12,111	9,392	12,790	12,687

**Defence PSUs #**



Growth in Tender Value **+421.23%**

2024-25		2025-26	
Tenders	Value in Cr.	Tenders	Value in Cr.
2,373	3,519	2,283	18,342


**Chennai Petroleum Corp Ltd**



Growth in Tender Value **+10.00%**

2024-25		2025-26	
Tenders	Value in Cr.	Tenders	Value in Cr.
468	700	404	770

**NTPC**



Growth in Tender Value **+143.65%**

2024-25		2025-26	
Tenders	Value in Cr.	Tenders	Value in Cr.
10,251	7,658	10,599	18,659

## Year-on-Year Comparison (FY 2024-25 vs FY 2025-26)

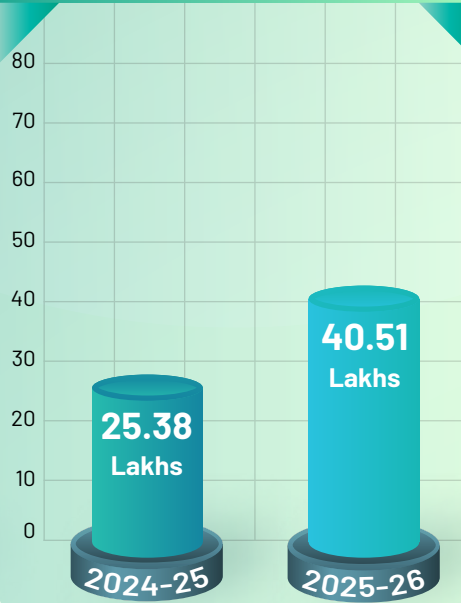
### Tenders

**+25.55%**



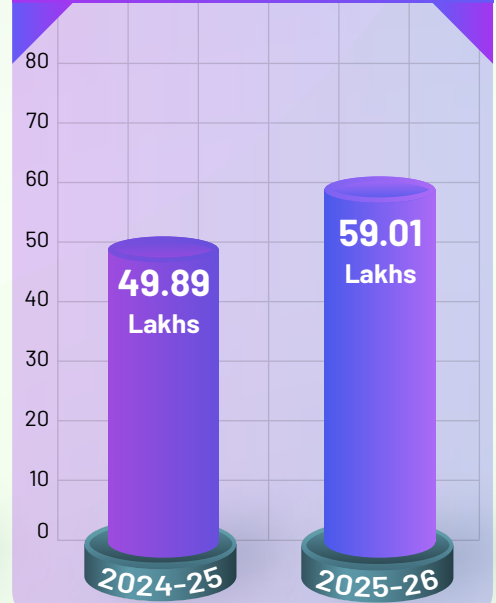
### Tenders Value

**+59.61%**



### Bids Received

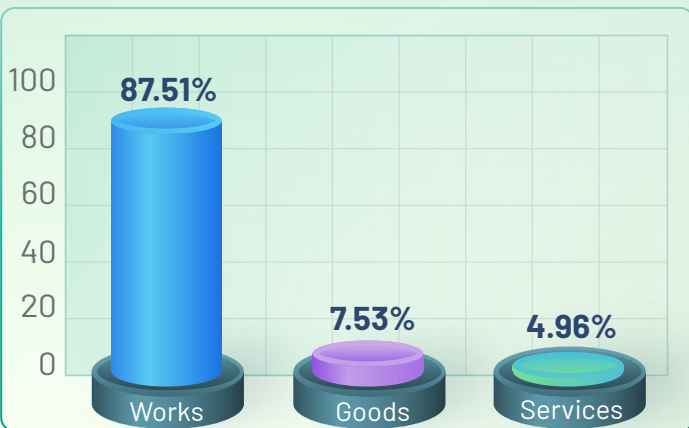
**+18.68%**



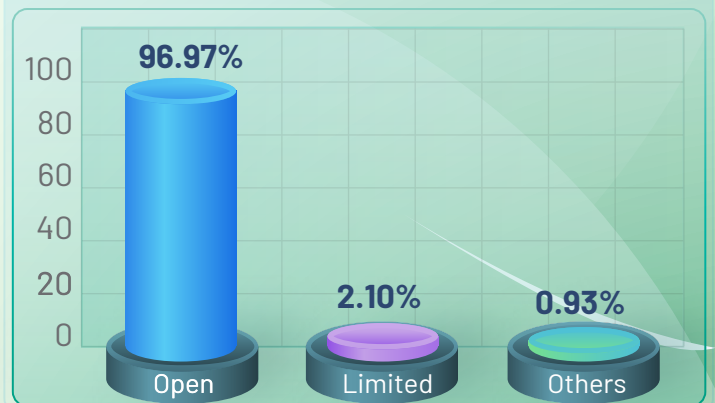
## Percentage share of Tender Category / Tender Type

in Fin. Year 2025-26

### Tender Category (Number of Tender)



### Tender Type (Number of Tender)



**Daily Web Learning on eProcurement**  
(Various Topics- [eprocure.gov.in](https://eprocure.gov.in))

Mon - Fri (2.30- 4.30 PM)

<https://eprocure.gov.in/cppp/trainingdisp>

**Weekly Web Learning on eAuction**  
([eauction.gov.in](https://eauction.gov.in))

2.00- 5.30 PM

Wednesday



**Centralized 24 X 7**  
**Telephonic Help Desk & eMail Support**

**0120-4001005 | 0120-4493395**  
**support-eproc@nic.in**

# Glimpse of Major Trainings in Financial Year 2025-26



## Average Statistics and Support / Assistance in Fin. Year

# SMS Sent	32,42,641	# Tender Cum Auction	1,582
# Mails Sent	40,39,886	# Support Calls	32,422
# Tender	2,16,468	# Support Mails	5,915
# Value of Tenders (in Cr.)	₹3,61,468	# Web Learning Participants	70
Award of Contract (AoC)	73,728	# Visitors this month	2,08,635
No. of Payments done through online	3,85,837	# Department Users up to the month	6,06,406
Value of payment done through online (in Cr.)	₹3,240.62 Cr.	# Bidders/ Contractors up to the month	7,76,405

### NIC eProcurement (GePNIC) Tender Statistics for the Month of (March 2026)

Sl. No.	State/Organization	Current Financial Year - 2025-26						Cumulative Tenders since inception		Bid Awards 2025-26 Up to the Month	
		During the Month of March 2026		Previous Month of February 2026		Up to the month 2025-26		No.	Value (Rs. in crores)	No.	Contract Value (Rs. in crores)
		No.	Value (Rs. in crores)	No.	Value (Rs. in crores)	No.	Value (Rs. in crores)				
<b>A Central Public Procurement Portal</b>											
1	Central CPSEs	5,317	₹ 47,267.34	4,871	₹ 11,16,250.71	45,913	₹ 17,05,553.77	2,79,603	₹ 48,10,637.17	14,048	₹ 71,164.10
2	Defence Establishments	4,284	₹ 4,519.57	4,390	₹ 6,051.44	60,344	₹ 65,918.89	4,36,907	₹ 3,39,180.18	37,985	₹ 28,367.43
3	Central Govt. Orgranisation	3,315	₹ 21,593.43	4,268	₹ 1,19,772.84	47,973	₹ 5,82,633.43	12,30,756	₹ 52,93,101.89	6,096	₹ 306,230.06
4	Pradhan Mantri Gram Sadak Yojana	1,462	₹ 3,627.92	376	₹ 2,532.64	9,861	₹ 48,186.38	2,19,319	₹ 6,78,870.16	4,555	₹ 38,211.93
	<b>SUB TOTAL</b>	<b>14,378</b>	<b>₹ 77,008.27</b>	<b>13,905</b>	<b>₹ 1,244,607.6</b>	<b>164,091</b>	<b>₹ 2,402,292.47</b>	<b>2,166,585</b>	<b>₹ 11,121,789.39</b>	<b>62,684</b>	<b>₹ 443,973.52</b>
<b>B Major Central Public Sector Enterprises &amp; Defence PSUs</b>											
1	Coal India Limited	2,748	₹ 891.87	2,912	₹ 609.64	24,140	₹ 19,526.86	3,75,347	₹ 6,50,550.58	20,429	₹ 19,057.24
2	Bharat Heavy Electricals Limited	958	₹ 1,051.91	1,067	₹ 748.60	12,790	₹ 12,687.28	59,260	₹ 51,904.72	375	₹ 289.51
3	NTPC	939	₹ 393.04	1,046	₹ 303.71	10,599	₹ 18,659.19	1,06,021	₹ 3,48,849.06	1,298	₹ 3,159.61
4	Indian Oil Corp Ltd	334	₹ 3,361.65	423	₹ 2,225.59	4,782	₹ 51,265.25	1,90,442	₹ 5,63,876.58	3,181	₹ 21,178.33
5	Defence PSUs #	225	₹ 1,428.73	182	₹ 335.25	2,283	₹ 18,342.82	34,711	₹ 49,045.31	130	₹ 306.56
6	Chennai Petroleum Corp Ltd	17	₹ 31.01	20	₹ 45.62	404	₹ 770.30	10,391	₹ 2,288.34	44	₹ 84.28
	<b>SUB TOTAL</b>	<b>5,221</b>	<b>₹ 7,158.20</b>	<b>5,650</b>	<b>₹ 4,268.41</b>	<b>54,998</b>	<b>₹ 1,21,251.71</b>	<b>776,172</b>	<b>₹ 16,66,514.58</b>	<b>25,457</b>	<b>₹ 44,075.53</b>

# Comprises of Goa Shipyard Ltd, Hindustan Shipyard Ltd, Mishra Dhatu Nigam Ltd, Mazagon Dock Ltd, Bharat Electronics Ltd, Garden Reach Ship Builders and Engineers Ltd.

### NIC eProcurement (GePNIC) Tender Statistics for the Month of (March 2026)

Sl. No.	State/Organization	Current Financial Year - 2025-26						Cumulative Tenders since inception		Bid Awards 2025-26 Up to the Month	
		During the Month of March 2026		Previous Month of February 2026		Up to the month 2025-26		No.	Value (Rs. in crores)	No.	Contract Value (Rs. in crores)
		No.	Value (Rs. in crores)	No.	Value (Rs. in crores)	No.	Value (Rs. in crores)				
<b>C) States &amp; Union Territories</b>											
1	Uttar Pradesh	25,701	₹ 21,725.26	33,665	₹ 21,554.00	2,56,641	₹ 1,82,559.59	20,37,578	₹ 20,22,336.97	70,306	₹ 45,268.64
2	Madhya Pradesh	21,674	₹ 2,43,530.04	8,424	₹ 23,345.10	1,03,643	₹ 3,65,028.27	5,65,009	₹ 13,55,000.90	45,813	₹ 86,077.53
3	West Bengal	17,128	₹ 3,272.42	56,023	₹ 10,649.48	6,41,941	₹ 81,540.14	24,09,544	₹ 7,61,706.46	2,88,245	₹ 46,479.95
4	Maharashtra	13,253	₹ 13,954.91	13,593	₹ 17,108.67	1,84,459	₹ 2,88,977.08	21,12,133	₹ 20,53,744.59	1,08,811	₹ 1,60,606.40
5	Kerala	12,689	₹ 4,322.62	20,085	₹ 8,854.89	1,95,181	₹ 55,740.00	13,57,782	₹ 5,21,453.74	1,28,170	₹ 37,901.53
6	Rajasthan	10,375	₹ 8,711.69	16,535	₹ 16,033.87	1,57,296	₹ 1,88,898.43	9,46,643	₹ 16,40,641.12	3,596	₹ 24,236.55
7	Tamil Nadu	8,056	₹ 33,986.78	23,789	₹ 18,264.41	1,66,437	₹ 1,82,462.66	7,74,592	₹ 7,96,615.97	79,719	₹ 13,38,340.15
8	Haryana	6,265	₹ 6,257.90	5,884	₹ 7,641.71	75,419	₹ 68,066.19	5,76,602	₹ 4,41,123.10	43,977	₹ 34,667.00
9	Jammu & Kashmir	5,599	₹ 1,357.63	9,925	₹ 1,682.32	1,40,016	₹ 21,248.32	9,59,449	₹ 2,73,980.67	269	₹ 73.86
10	Punjab	5,462	₹ 30,445.78	6,441	₹ 11,025.51	54,637	₹ 1,11,815.95	3,23,515	₹ 3,43,513.30	23,079	₹ 31,588.56
11	Himachal Pradesh	4,381	₹ 1,549.19	4,323	₹ 1,393.42	43,863	₹ 23,561.24	1,86,682	₹ 1,54,679.45	14,577	₹ 7,953.69
12	Odisha	3,350	₹ 4,718.78	4,816	₹ 5,598.16	50,046	₹ 59,242.24	5,59,662	₹ 6,12,318.42	31,362	₹ 23,357.45
13	NCT of Delhi	2,588	₹ 3,636.36	3,234	₹ 3,680.28	28,810	₹ 32,770.06	3,73,429	₹ 2,22,977.01	279	₹ 334.83
14	West Bengal SDC #	2,257	₹ 393.15	15,411	₹ 1,335.76	79,801	₹ 5,915.54	6,268	₹ 1,069.84	79,801	₹ 5,915.54
15	Jharkhand	1,844	₹ 3,176.90	917	₹ 1,575.49	16,609	₹ 33,085.98	1,44,329	₹ 5,12,367.11	9,675	₹ 15,173.38
16	Uttarakhand	1,259	₹ 2,058.09	1,150	₹ 2,843.69	12,258	₹ 24,702.53	1,04,710	₹ 2,01,893.68	4,017	₹ 9,478.94
17	Chandigarh UT	791	₹ 746.58	636	₹ 252.30	6,953	₹ 3,254.54	1,08,649	₹ 38,906.48	4,100	₹ 1,766.10
18	Tripura	738	₹ 2,833.11	1,223	₹ 1,148.78	11,665	₹ 11,701.23	70,106	₹ 61,803.81	9,235	₹ 5,774.87
19	Assam	657	₹ 2,820.54	1,201	₹ 4,203.39	12,111	₹ 50,717.64	78,068	₹ 3,27,197.42	6,818	₹ 35,184.94
20	Goa	485	₹ 421.23	392	₹ 426.93	6,910	₹ 12,723.89	27,630	₹ 40,514.77	4,655	₹ 5,252.17
21	Andaman	461	₹ 147.57	443	₹ 171.82	4,411	₹ 2,097.44	22,487	₹ 14,366.69	193	₹ 17.67
22	Arunachal Pradesh	327	₹ 1,053.07	73	₹ 264.27	838	₹ 5,730.63	3,078	₹ 30,870.79	60	₹ 741.48
23	Ladakh	305	₹ 1,014.70	141	₹ 124.98	5,379	₹ 6,885.67	41,497	₹ 32,394.47	444	₹ 116.39
24	Puducherry	212	₹ 253.74	453	₹ 777.01	4,045	₹ 2,972.65	21,449	₹ 11,962.88	3,020	₹ 1,666.56
25	Lakshadweep	43	₹ 20.13	54	₹ 14.65	360	₹ 1,241.27	3,453	₹ 9,001.22	10	₹ 0.10
26	Manipur	40	₹ 489.06	57	₹ 204.77	687	₹ 4,643.55	3,431	₹ 43,159.11	35	₹ 285.73
27	Dadra and Nagar Haveli	39	₹ 191.15	31	₹ 244.28	448	₹ 2,352.56	7,684	₹ 20,916.24	69	₹ 565.44
28	Daman and Diu	27	₹ 68.82	24	₹ 27.86	487	₹ 3,688.04	4,482	₹ 15,846.91	28	₹ 21.39
29	Meghalaya	23	₹ 275.38	30	₹ 321.93	273	₹ 3,885.83	1,894	₹ 19,770.62	19	₹ 1,369.19
30	Sikkim	6	₹ 16.48	4	₹ 577.97	96	₹ 1,609.91	816	₹ 10,150.70	7	₹ 169.29
31	Nagaland	0	₹ -	4	₹ 2.43	43	₹ 148.15	712	₹ 4,323.85	53	₹ 694.80
32	Mizoram	0	₹ -	7	₹ 181.47	49	₹ 905.98	452	₹ 6,168.76	7	₹ 102.49
	<b>Sub Total</b>	<b>1,46,035</b>	<b>₹ 3,93,449.04</b>	<b>2,28,988</b>	<b>₹ 1,61,531.57</b>	<b>22,61,812</b>	<b>₹ 18,40,173.21</b>	<b>1,38,33,815</b>	<b>₹ 1,26,02,777.02</b>	<b>9,60,449</b>	<b>₹ 19,21,182.60</b>
<b># West Bengal New Portal: <a href="https://tenders.wb.gov.in/nicgep/app">https://tenders.wb.gov.in/nicgep/app</a></b>											
<b>GRAND TOTAL</b>		<b>1,65,634</b>	<b>₹ 4,77,615.51</b>	<b>2,48,543</b>	<b>₹ 14,10,407.6</b>	<b>24,80,901</b>	<b>₹ 43,63,717.38</b>	<b>1,67,76,572</b>	<b>₹ 2,53,91,081.00</b>	<b>10,48,590</b>	<b>₹ 24,09,231.64</b>