

During this Month

#Tenders

1.03 Lakh

#Value

₹ 2.16 Lakh Cr.

Cumulative Since Inception

#Tenders

168.74 Lakhs

#Value

₹256.06 Lakh Cr.

Since Inception

#Bidders/ Contractors

8.51 Lakhs

#Department Users

6.69 Lakhs

Central Public Procurement Portal (CPPP)

The Central Public Procurement Portal (CPPP) is a technology-driven e-procurement platform, operational since 2012, that ensures transparency, efficiency, accountability, and ease of doing business for all stakeholders in public procurement. The platform is powered by Government eProcurement System (GePNIC®), a state-of-the-art eProcurement system developed by National Informatic Centre (NIC) in close coordination with Department of Expenditure, Ministry of Finance.

It supports over 800 government entities /Departments/PSUs across 31 states and 53 live instances, including Multilateral Bank (MDB). The platform offers a configurable, end-to-end procurement workflow covering Goods, Works, and Services. It is further strengthened by integrations such as Entity Locker, Government e Marketplace (GeM), e-Bank Guarantee (eBG-NeSL), fostering interoperability, data integrity, and a unified digital procurement ecosystem.

It Enables :

- **Uniform & Standardized Processes:** A common platform ensures consistent tendering and procurement procedures across all Ministries/Departments/PSUs/States.
- **Enhanced Transparency:** Real-time visibility of tender status, bid opening, and contract awards, inspiring greater confidence and accountability.
- **Multiple Bid Formats:** Provides flexibility to buyers by supporting multiple bid formats for transparent and need-based procurement.
- **Fair, Free, and Fearless Bidding:** A level playing field enabling suppliers across India to participate without regional bias.
- **Enhanced Data Security:** Multi-layer authentication digital Signature Certificate with PKI encryption which protect bidder information and ensure data integrity.

Organisation in Focus

BSNL

<https://etenders.gov.in/>



Overview

Bharat Sanchar Nigam Limited (BSNL) is a government-owned telecom company in India that provides a wide range of telecom and broadband services across the country. It has been actively using the Central Public Procurement Portal (CPPP) for its tendering activities. Since August 2019, BSNL has floated 36,438 tenders on the platform with a total value of about ₹15,68,600.74 crore. These tenders include different categories such as Item Rate and Tender cum Auction, reflecting the scale and diversity of its procurement operations.

A major share of tenders falls under the Works with Product category, including Civil Works, Electrical Works, Civil Works-Buildings, and OFC Laying Works. In 2025-26, the Works category alone accounts for 4,633 tenders (89.68%) with an estimated value of ₹10,75,132.86 crore, highlighting BSNL's strong focus on infrastructure and network expansion. The adoption of CPPP has also improved transparency, efficiency, and bidder participation, while ensuring better monitoring, standardization, and accountability in procurement processes.

Top 3 Product Category

1 **Civil Works** — 2,242
43.40%


2 **Electrical Works** — 960
18.58%




3 **OFC Laying Works** — 364
7.05%

Form of Contract




Tender Category	No. Of Tender	Value of Tender
Item Rate	3,172	₹ 323.40 Cr.
Works	1,040	₹ 58,995.53 Cr.
Tender cum Auction	416	₹ 4,229.98 Cr.
Percentage	200	₹ 26.66 Cr.

Tender Published during 2025-26

 Goods	-----	0.93%
 Works	-----	89.98%
 Services	-----	9.39%

	Numbers	Value (Rs. in Crores)
 Goods	48	₹ 49,253.34
 Works	4,633	₹ 10,75,132.86
 Services	485	₹ 10,948.95
Total	5,166	₹ 11,35,335.15

Bid awarded during 2025-26

	Numbers of Tenders	Value (Rs. in Crores)
 Goods	0.00% 00	₹ 0.00
 Works	4.86% 225	₹ 27.35
 Services	2.06% 10	₹ 61.76

Glimpse of Major Workshop During Month April



One day Online training program on eRA of e-Procurement system for PSUs under Ministry of Power on 2nd April 2026. Around 30 participants join the training online.



One day training program on e-Procurement system for Jammu Development Authority, Jammu, on 17th April 2026. Around 25 officers attended the training.



One day training program on e-Procurement system for the Officials of the Executive Engineer Youth Resources & Sports Division Kohima, Nagaland, on 17th April 2026. Around 5 officers attended the training.



One day training program on e-Procurement system for the Officials of the Nagaland State Transport Department Dimapur, Nagaland, on 20th April 2026. Around 9 officers attended the training.



One day training program on e-procurement system for Maharashtra state road transport corporation, Maharashtra, on 20th April 2026. Around 69 officers attended the training.



One day training program on e-procurement system for civic training institute & research centre Borivali Mumbai, Maharashtra, on 22th April 2026. Around 39 officers attended the training.



One day training program on e-procurement system for 27 departments of Nagaland by the department of information technology & communication at the conference hall of directorate of it &c, Thizama, Nagaland, on 28th April 2026. Around 55 officers attended the training.



One day training program on e-procurement system for Maharashtra state road transport corporation, Maharashtra, on 7th April 2026. Around 75 officers attended the training.



One day training program on e-procurement system for family court Belapur Navi Mumbai, on 23rd April 2026. Around 7 officers attended the training.

Monthly Statistics and Support / Assistance

(<https://eprocure.gov.in>)


# SMS Sent	24,86,423	# Tender Cum Auction	1,189
# Mails Sent	26,49,722	# Support Calls	32,095
# Tender	1,03,108	# Support Mails	6,294
# Value of Tenders (in Cr.)	₹2,15,890	# Web Learning Participants	66
Award of Contract (AoC)	74,362	# Visitors this month	14,33,619
No. of Payments done through online	1,58,608	# Department Users up to the month	6,69,645
Value of payment done through online (in Cr.)	₹2,402.08	# Bidders/ Contractors up to the month	8,50,736

Daily Web Learning on eProcurement (Various Topics- eprocure.gov.in)

Mon – Fri (2.30- 4.30 PM)
<https://eprocure.gov.in/cPPP/trainingdisp>

Weekly Web Learning on eAuction (eauction.gov.in)

2.00- 5.30 PM
Wednesday



**Centralized 24 X 7
Telephonic Help Desk & eMail Support**

0120-4001005 | 0120-4493395
support-eproc@nic.in

NIC eProcurement (GePNIC) Tender Statistics for the Month of April - 2026

Sl. No.	State/Organization	Current Financial Year - 2026-27						Cumulative Tenders since inception		Bid Awards 2026-27 Up to the Month	
		During the Month (April 2026)		Previous Month (March 2026)		Up to the month 2026-27		No.	Value (Rs. in crores)	No.	Contract Value (Rs. in crores)
		No.	Value (Rs. in crores)	No.	Value (Rs. in crores)	No.	Value (Rs. in crores)				
A Central Public Procurement Portal											
1	Defence Establishments	4,586	5,063	4,284	4,520	4,586	5,063	4,41,493	3,44,243	1,823	1,832
2	Central CPSEs	3,033	25,313	5,317	47,267	3,033	25,313	2,82,636	48,35,950	2,506	11,538
3	Central Govt. Organisation	2,865	9,455	3,315	21,593	2,865	9,455	12,33,621	53,02,557	538	8,491
4	PM Gram Sadak Yojana	1,079	1,674	1,462	3,628	1,079	1,674	2,20,398	6,80,544	257	1,609
	SUB TOTAL	11,563	41,504	14,378	77,008	11,563	41,504	21,78,148	1,11,63,294	5,124	23,470
B Major Central Public Sector Enterprises & Defence PSUs											
1	NTPC	1,109	399	939	393	1,109	399	1,07,130	3,49,248	160	226
2	Coal India Limited	1,059	485	2,748	892	1,059	485	3,76,406	6,51,036	2,596	932
3	Bharat Heavy Electricals Ltd	863	869	958	1,052	863	869	60,123	52,773	17	6
4	Indian Oil Corp Ltd	255	4,539	334	3,362	255	4,539	1,90,697	5,68,415	195	1,533
5	Defence PSUs #	139	1,039	225	1,429	139	1,039	34,850	50,084	29	36
6	Chennai Petroleum Corp Ltd	10	33	17	31	10	33	10,401	2,321	1	3
	SUB TOTAL	3,435	7,363	5,221	7,158	3,435	7,363	7,79,607	16,73,878	2,998	2,735

Comprises of Goa Shipyard Ltd, Hindustan Shipyard Ltd, Mishra Dhatu Nigam Ltd, Mazagon Dock Ltd, Bharat Electronics Ltd, Garden Reach Ship Builders and Engineers Ltd.

NIC eProcurement (GePNIC) Tender Statistics for the Month of April - 2026

Sl. No.	State/Organization	Current Financial Year - 2026-27						Cumulative Tenders since inception		Bid Awards 2026-27 Up to the Month	
		During the Month (April 2026)		Previous Month (March 2026)		Up to the month 2026-27		No.	Value (Rs. in crores)	No.	Contract Value (Rs. in crores)
		No.	Value (Rs. in crores)	No.	Value (Rs. in crores)	No.	Value (Rs. in crores)				
C) States & Union Territories											
1	Uttar Pradesh	23,272	25,750	25,701	21,725	23,272	25,750	20,60,850	20,48,087	7,929	4,888
2	Madhya Pradesh	12,489	60,372	21,674	2,43,530	12,489	60,372	5,77,498	14,15,373	4,347	9,948
3	Maharashtra	10,930	24,671	13,253	13,955	10,930	24,671	21,23,063	20,78,416	7,010	20,183
4	Rajasthan	9,271	8,183	10,375	8,712	9,271	8,183	9,55,914	16,48,824	322	1,457
5	Haryana	6,909	5,962	6,265	6,258	6,909	5,962	5,83,511	4,47,085	4,005	2,334
6	Punjab	5,160	8,994	5,462	30,446	5,160	8,994	3,28,675	3,52,507	3,346	8,057
7	Jammu & Kashmir	4,426	1,930	5,599	1,358	4,426	1,930	9,63,875	2,75,911	7	0
8	Himachal Pradesh	3,611	2,946	4,381	1,549	3,611	2,946	1,90,293	1,57,625	1,870	605
9	Odisha	2,378	2,746	3,350	4,719	2,378	2,746	5,62,040	6,15,065	3,473	2,684
10	Jharkhand	1,833	2,089	1,844	3,177	1,833	2,089	1,46,162	5,14,456	1,228	1,842
11	Uttarakhand	1,302	3,184	1,259	2,058	1,302	3,184	1,06,012	2,05,078	303	482
12	NCT of Delhi	1,253	3,943	2,588	3,636	1,253	3,943	3,74,682	2,26,920	26	13
13	Kerala	1,234	9,993	12,689	4,323	1,234	9,993	13,59,016	5,31,447	6,490	1,354
14	Tamil Nadu	825	746	8,056	33,987	825	746	7,75,417	7,97,362	6,260	5,232
15	Chandigarh UT	708	350	791	747	708	350	1,09,357	39,257	403	102
16	Goa	563	1,807	485	421	563	1,807	28,193	42,322	308	747
17	West Bengal	475	43	17,128	3,272	475	43	24,10,019	7,61,749	16,235	2,022
18	Tripura	457	733	738	2,833	457	733	70,563	62,537	465	376
19	Andaman	330	132	461	148	330	132	22,817	14,499	7	1
20	Ladakh	244	220	305	1,015	244	220	41,741	32,614	0	0
21	West Bengal SDC #	138	6	2,257	393	138	6	812	179	79,939	5,921
22	Arunachal Pradesh	70	179	327	1,053	70	179	3,148	31,050	6	38
23	Daman and Diu	55	181	27	69	55	181	4,537	16,028	1	0
24	Dadra and Nagar Haveli	54	149	39	191	54	149	7,738	21,066	15	24
25	Assam	33	679	657	2,821	33	679	78,101	3,27,877	325	1,017
26	Lakshadweep	31	80	43	20	31	80	3,484	9,081	2	1
27	Manipur	22	203	40	489	22	203	3,453	43,362	11	18
28	Meghalaya	22	615	23	275	22	615	1,916	20,386	10	41
29	Mizoram	6	103	0	0	6	103	458	6,272	0	0
30	Sikkim	3	12	6	16	3	12	819	10,162	0	0
31	Puducherry	3	0	212	254	3	0	21,452	11,963	93	20
32	Nagaland	3	20	0	0	3	20	715	4,344	2	34
	Sub Total	88,110	1,67,022	1,46,035	3,93,449	88,110	1,67,022	1,39,16,331	1,27,68,903	1,44,438	69,441
# West Bengal New Portal: https://tenders.wb.gov.in/nicgep/app											
	GRAND TOTAL	1,03,108	2,15,890	1,65,634	4,77,616	1,03,108	2,15,890	1,68,74,086	2,56,06,074	1,52,560	95,647