August 2026

सत्यमेव जयते
https://eprocure.gov.in

GePNIC Simplified Procurement
eProcurement Platform

CPPP Newsletter

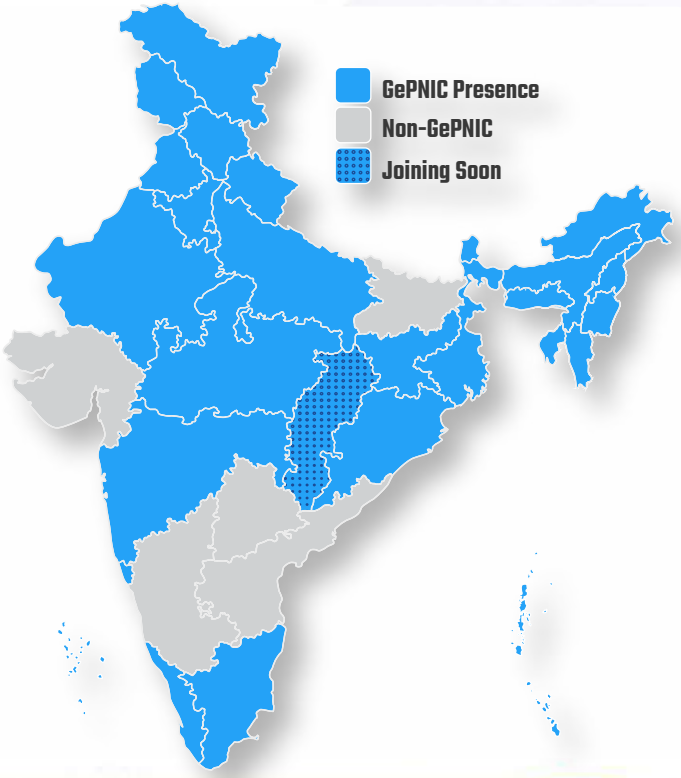

Central Public Procurement Portal (CPPP)

The Central Public Procurement Portal (CPPP) is a technology-driven e-procurement platform, operational since 2012, that ensures transparency, efficiency, accountability, and ease of doing business for all stakeholders in public procurement. The platform is powered by Government eProcurement System (GePNIC©), a state-of-the-art eProcurement system developed by National Informatic Centre (NIC) in close coordination with Department of Expenditure, Ministry of Finance.

It supports over 800 government entities /Departments/PSUs across 31 States/UTs and 48 live instances, including Multilateral Bank (MDB). The platform offers a configurable, end-to-end procurement workflow covering Goods, Works, and Services. It is further strengthened by integrations such as Entity Locker, Government e Marketplace (GeM), e-Bank Guarantee (eBG–NeSL), fostering interoperability, data integrity, and a unified digital

DURING THIS MONTH

#Tenders	1.71 Lakh
#Value	₹ 1.96 Lakh Cr.

CUMULATIVE SINCE INCEPTION

#Tenders	174.63 Lakhs
#Value	₹266.41 Lakh Cr.

SINCE INCEPTION

#Bidders/ Contractors	8.69 Lakhs
#Department Users	6.84 Lakhs

IT ENABLES :

Uniform & Standardized Processes: A common platform ensures consistent tendering and procurement procedures across all Ministries/

Enhanced Transparency: Real-time visibility of tender status, bid opening, and contract awards, inspiring greater confidence and accountability.

Multiple Bid Formats: Provides flexibility to buyers by supporting multiple bid formats for transparent and need-based procurement.

Fair, Free, and Fearless Bidding: A level playing field enabling suppliers across India to participate without regional bias.

Enhanced Data Security: Multi-layer authentication digital Signature Certificate with PKI encryption which protect bidder information and ensure data integrity.

National Informatics Centre
A-Block, CGO Complex, Lodhi Road, Delhi-110 003
cppp-nic@nic.in

Procurement Policy Division
Department of Expenditure
Ministry of Finance
Kartavya Bhawan – I, New Delhi
cppp-doe@nic.in

Centralized 24 X 7
Telephonic Help Desk
& eMail Support
0120-4001005 | 0120-4493395
support-eproc@nic.in

KERALA

Electronic Tendering Highlights

Transparent Procurement | Better Governance | Sustainable Growth

EXECUTIVE DASHBOARD

Data as on August 2026

Departments	Published Tenders	Tender Value	Since Inception
567 Government Departments	6,629 Tenders Published in July 2026	₹5.41 Lakh Cr. Total Procurement Value (Since Inception)	13.9 Lakh Tenders Processed Since Inception

Overview

Government of Kerala adopted GePNIC for electronic procurement in 2011, and since then the state has processed over 13,90,427 lakh tenders worth more than ₹5,41,333 lakh crore, supporting infrastructure and service procurement. It ensures transparency, efficiency, and accountability throughout the tendering lifecycle.

It provides end-to-end e-tendering from bid publication to contract award. The platform strengthens competitive bidding and supports Kerala's digital governance initiatives.

Key Acts / Rules / Manuals & Guidelines

- Kerala Stores Purchase Manual (Revised 2013) is the principal framework for procurement and tendering in Kerala Government departments.
- G.O.(Ms) No. 17/2011/ITD dated 17.06.2011 provides for implementation of e-Government Procurement in Kerala.
- G.O.(Ms) No. 13/2015/ITD dated 12.05.2015 deals with mandatory e-Procurement requirements and applicable thresholds.
- Kerala Financial Code (KFC) governs financial procedures, sanctions and tendering.
- The Information Technology Act, 2000 provides the legal basis for electronic records and Digital Signatures.
- Relevant departmental codes/manuals and Government Orders also apply to specific procurements.
- The NIT, tender conditions and portal guidelines govern the individual e-Tender process.

PROCUREMENT CATEGORY ANALYSIS

Category Analysis

Works	Goods	Services
1,75,150 Tenders	15,745 Tenders	4,286 Tenders
₹40,299.38 Crore	₹8,991.63 Crore	₹6,448.99 Crore
89.74%	8.07%	2.20%

Bid Awarded

Works	Goods	Services
96,072 Tenders	5,609 Tenders	1,390 Tenders
₹18,322.37 Crore	₹2,689.83 Crore	₹400.56 Crore
54.85%	35.62%	32.43%

Data as on Fin. Year 2025-26

Highlights

eUPAHAAR 3rd Round of Presidential Gift Auction

Launch of the 3rd edition of e-Upahaar by honourable President Droupadi Murmu marking four years in office. 300 curated presidential gifts and mementos (including an Operation Sindoor memento) open for public bidding from August 5th to October 6th, 2026.

Link to Portal:
https://upahaar.rashtrapatibhavan.gov.in



Procuring Entities Floated First Tender in This Month

01

Udupi Cochin Shipyard Ltd

Ministry of Ports, Shipping and Waterways

02

Department of Agricultural Research and Education

Ministry of Agriculture and Farmers Welfare

03

India Semiconductor Mission

Ministry of Electronics and Information Technology

04

NITCON Limited

NITCON Limited

Glimpse of Major Workshop

During Month August

Four-day training program on e-Procurement system for the NUIDP under the Urban Development Department, Kohima, Nagaland, on 3rd, 5th ,6th and 24th of August 2026. Around 6 officers attended the training.

One day training program on e-Procurement system for the Air-Cell, Transport Department, Nagaland, on 11th of August 2026. Around 6 officers attended the training.

Two-day training on eProcurement system for the PHED Department, Kohima, Nagaland, on 17th and 19th of August 2026. Around 16 officers attended the training.

One day training program on e-Procurement system for National Hydroelectric Power Corporation Limited, Faridabad, on 5th of August 2026. Around 56 officers attended the training.



One day training program on e-Procurement system for the Higher Education Department, Kohima, Nagaland, on 28th of August 2026. Around 2 officers attended the training.

As part of MDP, "Training on Public Procurement Basic/Advanced" organised by DoE, Min of Finance at Arun Jaitley National Institute of Financial Management, Faridabad, one training was conducted during the month 20th August 2026. Around 42 officials attended the training.

Monthly Statistics and Support / Assistance

(https://eprocure.gov.in)

# SMS Sent	35,25,540	# Tender Cum Auction	1,713
# Mails Sent	34,13,876	# Support Calls	43,102
# Tender	1,70,878	# Support Mails	7,548
# Value of Tenders (in Cr.)	₹1,96,361.25	# Web Learning Participants	65
Award of Contract (AoC)	63,196	# Visitors this month	20,05,085
No. of Payments done through online	2,84,031	# Department Users up to the month	6,84,282
Value of payment done through online (in Cr.)	₹2,141.18	# Bidders/ Contractors up to the month	8,69,370

Daily Web Learning on eProcurement (Various Topics- eprocure.gov.in)
Mon – Fri (2.30- 4.30 PM)
https://eprocure.gov.in/cppp/trainingdisp

Weekly Web Learning on eAuction (eauction.gov.in)
2.00- 5.30 PM
Wednesday

Centralized 24 X 7 Telephonic Help Desk & eMail Support
0120-4001005 | 0120-4493395
support-eproc@nic.in

NIC eProcurement (GePNIC) Tender Statistics for the Month of August - 2026

Sl. No.	State/Organization	Current Financial Year - 2026-27						Cumulative Tenders since inception		Bid Awards 2026-27 Up to the Month	
		During the Month (August 2026)		Previous Month (July 2026)		Up to the month 2026-27					
		No.	Value (Rs. in crores)	No.	Value (Rs. in crores)	No.	Value (Rs. in crores)	No.	Value (Rs. in crores)	No.	Contract Value (Rs. in crores)
A	**Central Public Procurement Portal**										
1	Defence Establishments	5,750	5,860	7,513	6,573	31,251	28,278	4,68,158	3,67,459	14,579	12,683
2	Central Govt. Orgranisation	4,000	44,286	4,766	98,427	19,520	2,92,174	12,50,276	55,85,276	2,562	17,148
3	Central CPSEs	3,380	27,482	4,265	65,588	17,288	2,35,428	2,96,891	50,46,066	8,496	31,643
4	PM Gram Sadak Yojana	1,016	2,803	1,089	3,532	6,154	20,295	2,25,473	6,99,165	1,595	6,521
	SUB TOTAL	14,146	80,432	17,633	1,74,119	74,213	5,76,176	22,40,798	1,16,97,965	27,232	67,995
B	**Major Central Public Sector Enterprises & Defence PSUs**										
1	Coal India Limited	1,714	439	1,286	1,296	6,580	3,360	3,81,927	6,53,911	8,214	2,521
2	Bharat Heavy Electricals Ltd	909	542	820	525	4,583	4,122	63,843	56,027	111	33
3	NTPC	834	429	883	583	4,751	4,130	1,10,772	3,52,979	654	1,522
4	Indian Oil Corp Ltd	404	1,919	384	5,871	1,704	22,891	1,92,146	5,86,768	934	13,380
5	Defence PSUs #	118	936	132	412	666	2,654	35,350	51,593	49	86
6	Chennai Petroleum Corp Ltd	18	20	18	44	78	140	10,469	2,428	27	61
	SUB TOTAL	3,997	4,285	3,523	8,730	18,362	37,297	7,94,507	17,03,705	9,989	17,602

Comprises of Goa Shipyard Ltd,Hindustan Shipyard Ltd,Mishra Dhatu Nigam Ltd,Mazagon Dock Ltd,Bharat Electronics Ltd, Garden Reach Ship Builders and Engineers Ltd,Bharat Earth Movers Limited.

NIC eProcurement (GePNIC) Tender Statistics for the Month of August - 2026

Sl. No.	State/Organization	Current Financial Year - 2026-27						Cumulative Tenders since inception		Bid Awards 2026-27 Up to the Month	
		During the Month (August 2026)		Previous Month (July 2026)		Up to the month 2026-27					
		No.	Value (Rs. in crores)	No.	Value (Rs. in crores)	No.	Value (Rs. in crores)	No.	Value (Rs. in crores)	No.	Contract Value (Rs. in crores)
C	**States & Union Territories**										
1	Jammu & Kashmir	28,976	4,798	34,012	4,656	82,695	21,571	10,42,144	2,95,552	90	88
2	Rajasthan	22,171	24,756	12,985	17,328	72,797	86,263	10,19,440	17,26,904	1,535	5,041
3	Uttar Pradesh	15,582	9,302	19,646	18,412	1,05,549	97,346	21,43,127	21,19,683	33,371	20,775
4	Maharashtra	13,947	12,196	15,257	18,820	59,371	87,994	21,71,504	21,41,739	36,382	75,661
5	Tamil Nadu	11,182	8,793	7,654	5,018	27,825	20,964	8,02,417	8,17,580	23,390	35,684
6	West Bengal	9,789	6,079	13,415	2,541	36,765	15,686	24,46,309	7,77,392	84,084	11,956
7	West Bengal SDC #	9,735	3,468	2,623	302	16,060	5,896	4,463	1,189	95,861	11,812
8	Madhya Pradesh	7,765	6,546	8,420	11,054	45,141	99,535	6,10,150	14,54,536	18,357	26,251
9	Haryana	6,921	6,910	5,447	6,641	33,056	39,041	6,09,658	4,80,165	18,913	10,979
10	Kerala	6,629	2,027	9,492	2,452	32,645	19,879	13,90,427	5,41,333	31,848	8,305
11	Odisha	3,512	4,115	4,923	7,474	20,246	26,895	5,79,908	6,39,214	12,509	14,853
12	Punjab	3,393	1,962	3,547	4,410	20,063	21,566	3,43,578	3,65,079	11,229	14,628
13	Himachal Pradesh	3,305	1,067	4,089	4,382	14,446	10,672	2,01,128	1,65,352	7,279	3,149
14	NCT of Delhi	2,432	2,678	2,506	1,966	12,155	20,631	3,85,584	2,43,608	156	114
15	Jharkhand	1,767	4,388	1,351	4,645	7,969	16,226	1,52,298	5,28,593	4,786	7,160
16	Uttarakhand	1,312	4,256	1,301	2,575	6,181	13,810	1,10,891	2,15,703	1,299	2,570
17	Tripura	1,278	1,558	1,012	705	4,617	5,275	74,723	67,078	2,839	1,710
18	Chandigarh UT	895	330	1,067	335	4,748	1,793	1,13,397	40,700	2,198	528
19	Goa	620	1,255	753	738	2,849	4,532	30,479	45,046	1,575	2,184
20	Assam	483	2,406	407	1,656	1,717	14,989	79,785	3,42,186	2,793	8,739
21	Andaman	449	187	506	114	1,960	709	24,447	15,076	50	4
22	Ladakh	260	241	241	321	1,289	1,932	42,786	34,327	4	0
23	Puducherry	122	69	211	88	687	287	22,136	12,250	612	272
24	Arunachal Pradesh	54	511	136	286	321	1,686	3,399	32,557	21	103
25	Lakshadweep	40	448	41	283	146	1,177	3,599	10,178	5	1
26	Dadra and Nagar Haveli	34	21	58	434	239	800	7,923	21,716	32	41
27	Daman and Diu	32	50	53	225	268	524	4,750	16,371	1	0
28	Manipur	23	50	24	222	117	957	3,548	44,116	14	64
29	Meghalaya	17	1,152	10	860	82	4,281	1,976	24,051	33	646
30	Nagaland	5	19	7	0	29	59	741	4,383	6	59
31	Sikkim	4	5	4	12	22	69	838	10,220	9	3,929
32	Mizoram	1	1	4	24	17	189	469	6,358	2	21
	Sub Total	1,52,735	1,11,644	1,51,202	1,18,981	6,12,072	6,43,234	1,44,28,022	1,32,40,234	3,91,283	2,67,326
	# West Bengal New Portal: https://tenders.wb.gov.in/nicgep/app										
	GRAND TOTAL	1,70,878	1,96,361	1,72,358	3,01,830	7,04,647	12,56,706	1,74,63,327	2,66,41,905	4,28,504	3,52,923